



US00D349897S

United States Patent [19]

[11] Patent Number: **Des. 349,897**

Soren et al.

[45] Date of Patent: **** Aug. 23, 1994**

[54] **REMOTE COMMUNICATIONS CONSOLE**

[75] Inventors: **Leonid Soren**, Lincolnwood;
Giuseppe M. DiPrizio, Chicago, both
of Ill.; **Eyall Brami**, Tel Aviv, Israel

[73] Assignee: **Motorola, Inc.**, Schaumburg, Ill.

[**] Term: **14 Years**

[21] Appl. No.: **910,606**

[22] Filed: **Jul. 8, 1992**

D. 301,235	5/1989	Nagele	D14/137
D. 301,476	6/1989	Scianna, Sr. et al.	D14/137 X
D. 303,522	9/1989	Meda et al.	D14/142 X
D. 306,860	3/1990	Dickson	D14/142 X
D. 320,982	10/1991	Siddoway	D14/137
D. 334,915	4/1993	Rak	D14/137 X

Primary Examiner—Theodore M. Shooman
Attorney, Agent, or Firm—Steven G. Parmelee

[57] CLAIM

The ornamental design for a remote communications console, as shown and described.

DESCRIPTION

FIG. 1 is a front-right-top perspective view of the claimed design;
 FIG. 2 is a left side view in elevation of the claimed design;
 FIG. 3 is a back side view in elevation of the claimed design; and,
 FIG. 4 is a bottom plan view of the claimed design.
 The broken line showing of the keys in FIG. 1 is for illustrative purposes only and forms no part of the claimed design.

Related U.S. Application Data

[63] Continuation-in-part of Ser. No. 478,175, Feb. 9, 1990, Pat. No. Des. 335,128.

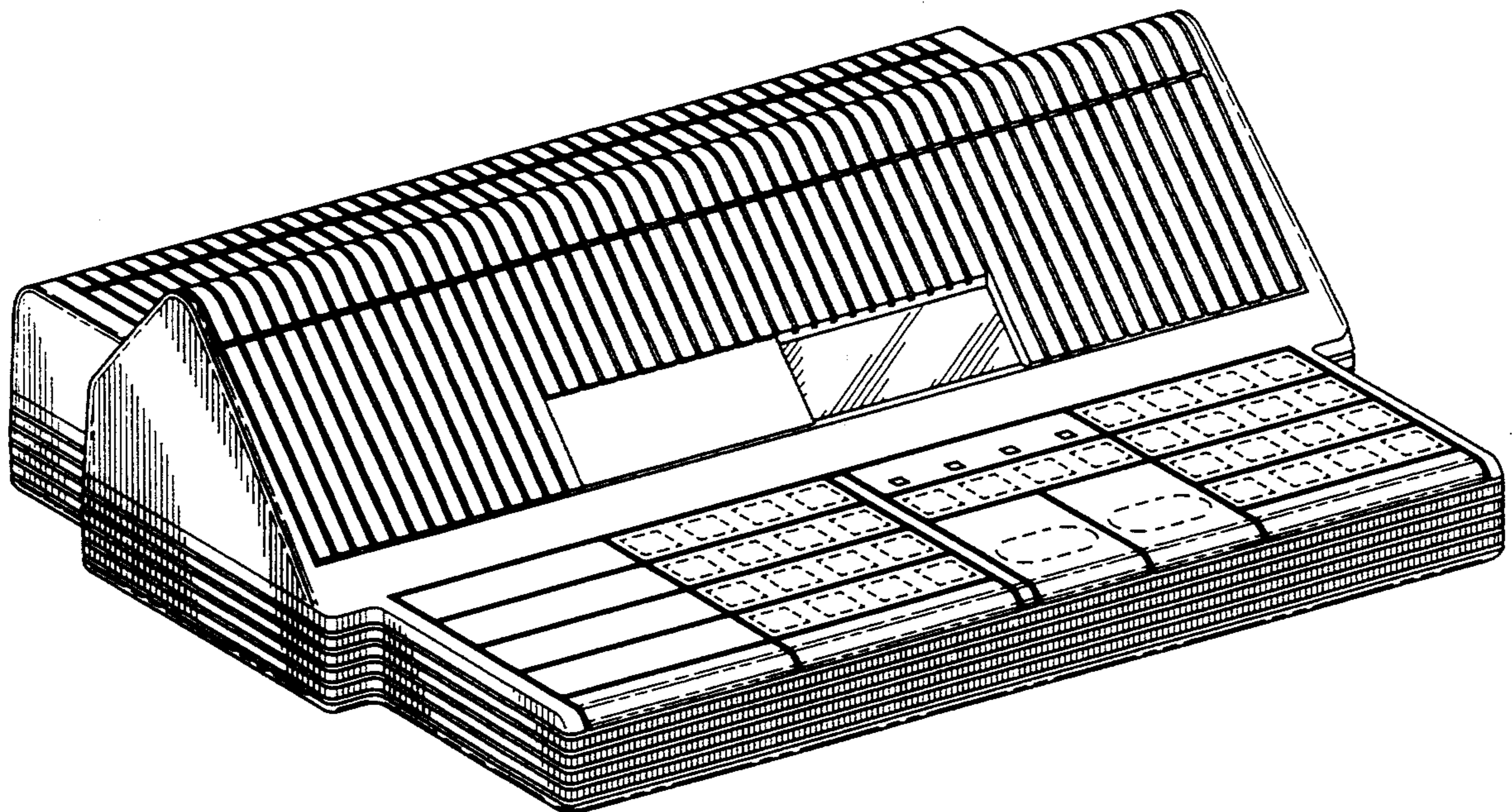
[52] U.S. Cl. **D14/137**

[58] Field of Search 455/73, 89-90,
455/128; D14/124, 137, 142, 155, 265, 299, 159

[56] References Cited

U.S. PATENT DOCUMENTS

D. 255,032 5/1980 Maddock D14/159



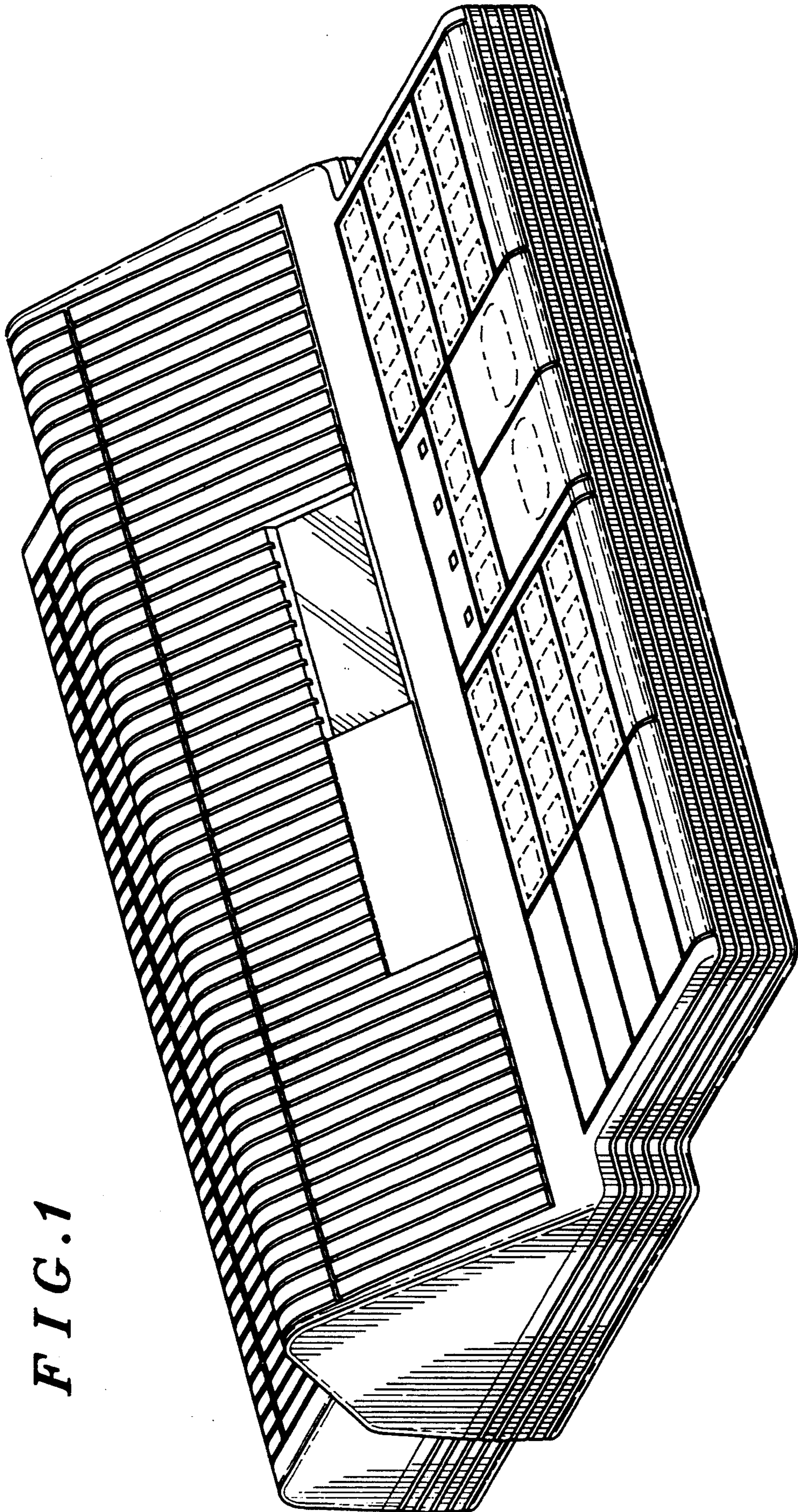


FIG. 1

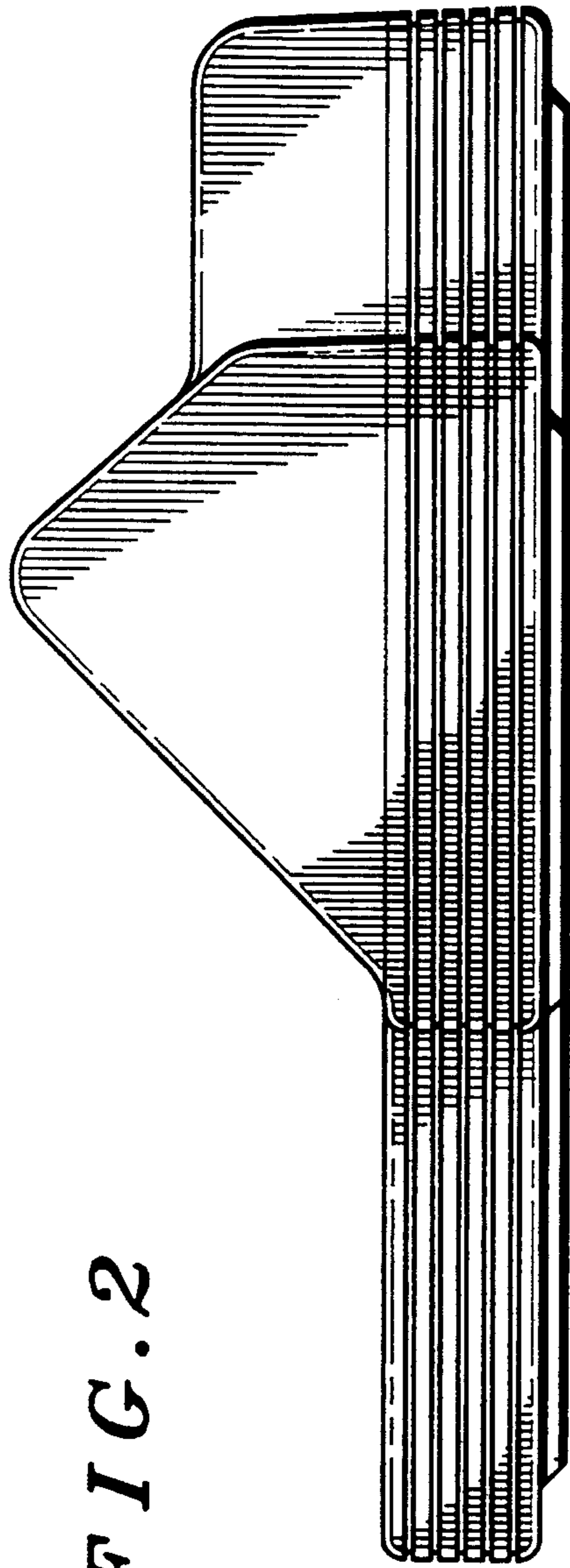


FIG. 2

FIG. 3

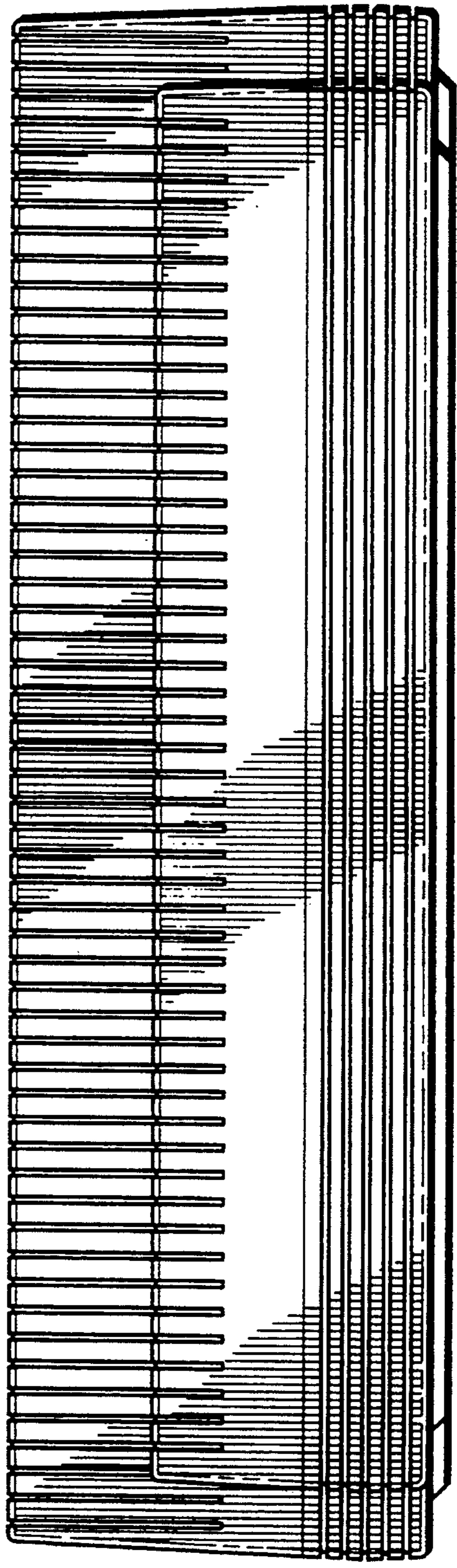


FIG. 4

