



US00D349882S

United States Patent [19]

[11] Patent Number: **Des. 349,882**

Johnson

[45] Date of Patent: **** Aug. 23, 1994**

[54] **BATTERY HOUSING FOR A PORTABLE TELEPHONE**

[75] Inventor: **Terry Johnson, Fleet, England**

[73] Assignee: **Nokia Mobile Phones (U.K.) Ltd., Surrey, England**

[**] Term: **14 Years**

[21] Appl. No.: **921,506**

[22] Filed: **Jul. 29, 1992**

[30] **Foreign Application Priority Data**

Feb. 6, 1992 [GB] United Kingdom 2020846

[52] U.S. Cl. **D13/103**

[58] Field of Search 320/2, 3, 4; 429/96, 429/97, 98, 99, 100, 121, 122, 123; D13/103; D14/114, 138, 217

[56] **References Cited**

U.S. PATENT DOCUMENTS

- D. 229,195 11/1973 Goodale et al. D13/103
- D. 277,747 2/1985 Toth D13/103
- D. 298,244 10/1988 Watanabe D14/138
- D. 298,321 11/1988 Watanabe D14/138
- D. 299,232 1/1989 Taylor et al. D14/138
- D. 303,524 9/1989 Siegner et al. D13/103 X

- D. 304,439 11/1989 Mitchell et al. D13/103
- D. 305,717 1/1990 Soren et al. D13/103
- D. 328,733 8/1992 Seymour D13/103
- D. 331,566 12/1992 Seymour D13/103
- 4,737,420 4/1988 Ikeda et al. 429/99 X
- 5,059,885 10/1991 Weiss et al. 320/2
- 5,162,719 11/1992 Tomura et al. 320/2

Primary Examiner—Wallace R. Burke
Assistant Examiner—Joel Sincavage
Attorney, Agent, or Firm—Perman & Green

[57] **CLAIM**

The ornamental design for a battery housing for a portable telephone, as shown and described.

DESCRIPTION

FIG. 1 is a front and lower right perspective view of a battery housing for a portable telephone showing my new design;

FIG. 2 is an end side elevational view thereof an arrow II of FIG. 3;

FIG. 3 is a front elevational view thereof;

FIG. 4 is a rear elevational view thereof;

FIG. 5 is a left side elevational view thereof;

FIG. 6 is an end side elevational view thereof an arrow VI of FIG. 4; and,

FIG. 7 is a rear end and right side perspective view thereof.






Fig. 1.



Fig. 2.

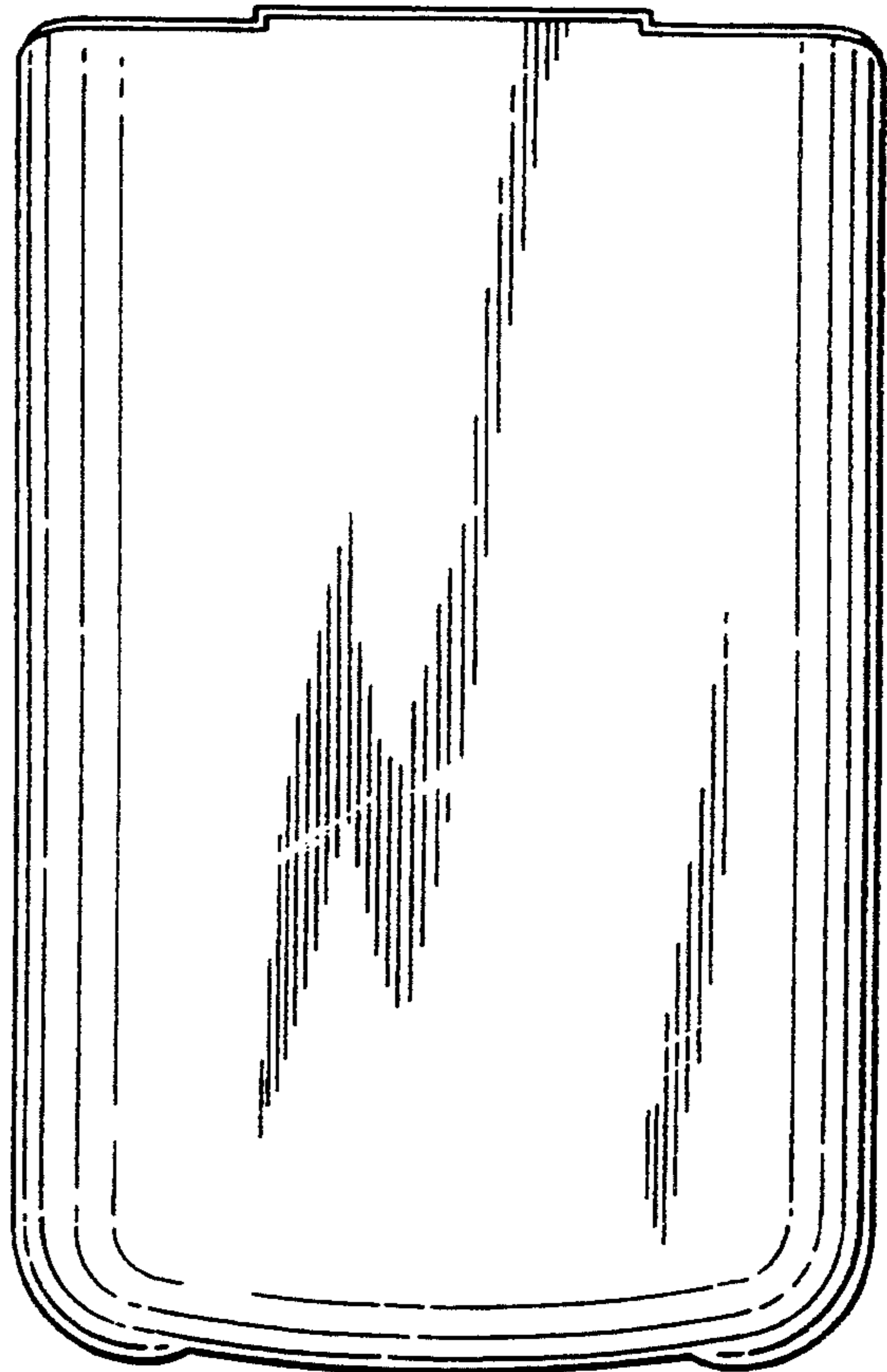


Fig. 3.

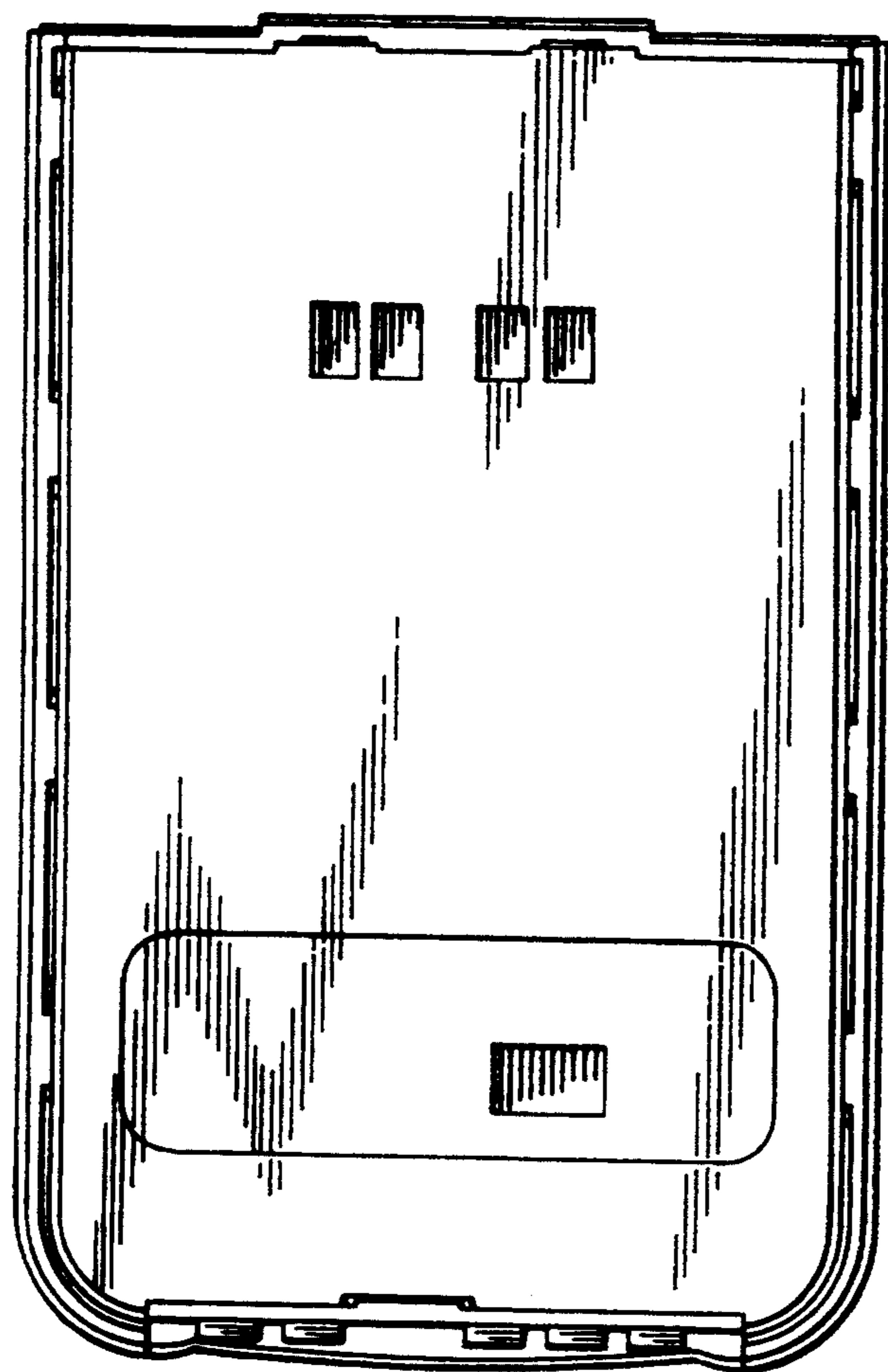


Fig. 4. \uparrow
VI




Fig. 5.



Fig. 6.

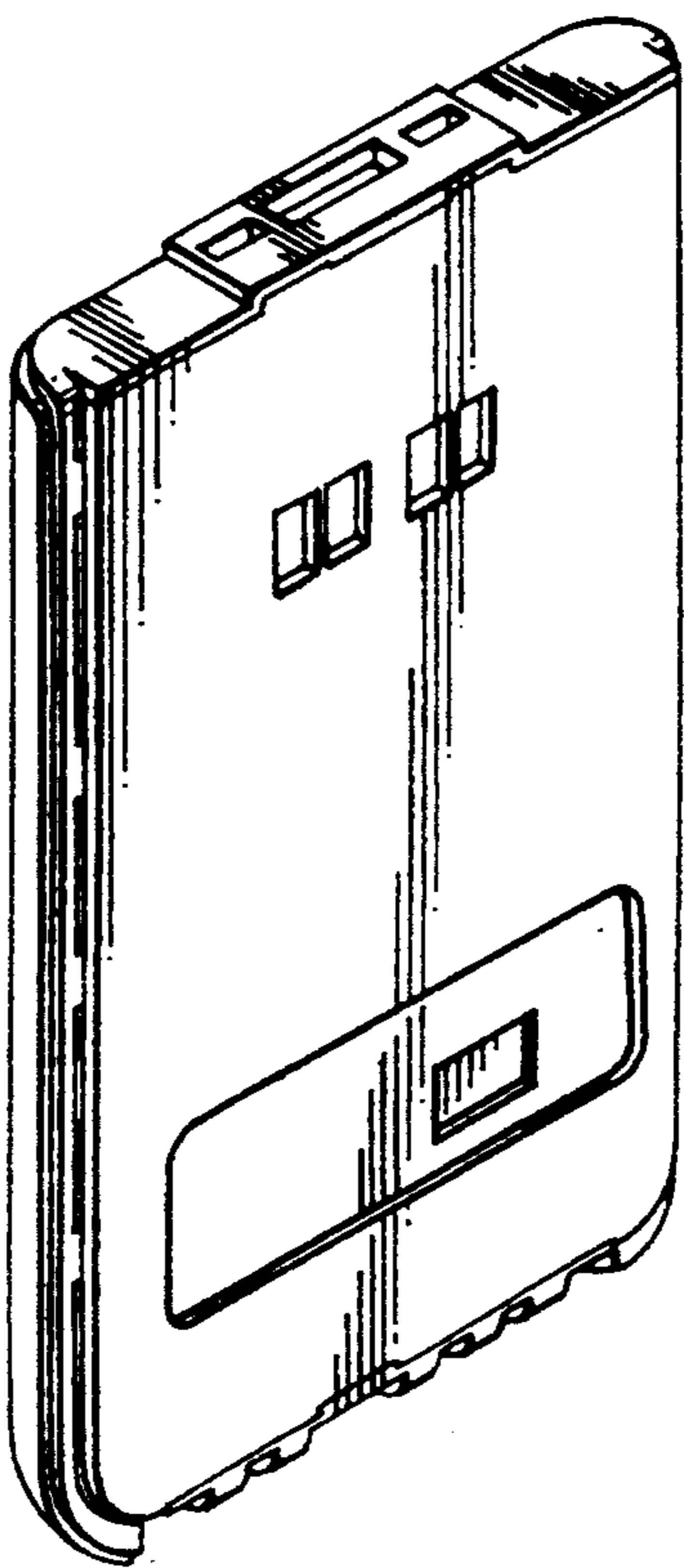


Fig. 7.