



US00D349874S

United States Patent [19]

[11] Patent Number: **Des. 349,874**

Suzuki

[45] Date of Patent: **** Aug. 23, 1994**

[54] AUTOMOBILE TIRE

[75] Inventor: **Toshiaki Suzuki**, Ashiya, Japan

[73] Assignee: **Sumitomo Rubber Industries, Ltd.**,
Hyogo, Japan

[**] Term: **14 Years**

[21] Appl. No.: **5,801**

[22] Filed: **Mar. 11, 1993**

[30] Foreign Application Priority Data

Sep. 18, 1992 [JP] Japan 4-27557

[52] U.S. Cl. **D12/147**

[58] Field of Search 152/209 R, 209 B, 209 D;
D12/136, 140, 145-151

[56] References Cited

U.S. PATENT DOCUMENTS

D. 311,366	10/1990	Kuroda	D12/147
D. 335,643	5/1993	Hino	D12/147
D. 335,644	5/1993	Miyoshi	D12/147
D. 335,645	5/1993	Miyoshi	D12/147

OTHER PUBLICATIONS

1992 *Tread Design Guide*, A Bennett Garfield Publication, pp. 49, 52.

"Kumho Power Rubber 788 (HR Rated) B-WL-OWL-TL-P-SB-RP-70-PM-M-RD".

"Marshall Power Pace 765 (HR Rated) B-TL-P-SB-RP-70-M-RD".

Primary Examiner—James M. Gandy

Attorney, Agent, or Firm—Birch, Stewart, Kolasch & Birch

[57] CLAIM

The ornamental design for an automobile tire, as shown and described.

DESCRIPTION

FIG. 1 is a front perspective view of an automobile tire showing my new design, it being understood that the tread design is repeated uniformly throughout the circumference of the tire and the opposite side is the same as that shown;

FIG. 2 is a front elevational view thereof;

FIG. 3 is a top plan view thereof;

FIG. 4 is a right side elevational view thereof; and,

FIG. 5 is an enlarged fragmentary front elevational view thereof.




FIG. 1




FIG. 2




FIG. 3




FIG. 4




FIG. 5

