



US00D349868S

United States Patent [19]

[11] Patent Number: **Des. 349,868**

Udko

[45] Date of Patent: **** Aug. 23, 1994**

[54] **DOUBLE SIDED JEWELRY SETTING**

D. 124,397	12/1940	Silson	D11/16
D. 147,907	11/1947	Katz	D11/12
D. 159,410	7/1950	Frackman	D11/91
D. 257,017	9/1980	Barr	D11/16

[75] Inventor: **Richard W. Udko**, Beverly Hills, Calif.

[73] Assignee: **Unigem International**, Beverly Hills, Calif.

Primary Examiner—Ralf T. Seifert
Attorney, Agent, or Firm—Michael A. Painter

[**] Term: **14 Years**

[57] **CLAIM**

[21] Appl. No.: **15,623**

The ornamental design for a double sided jewelry setting, as shown and described.

[22] Filed: **Nov. 23, 1993**

DESCRIPTION

[52] U.S. Cl. **D11/91; D11/16**

[58] **Field of Search** 59/82, 84, 90;
63/1.1-4, 15-15.8, 26-31; D11/1-13, 91-94,
16-17

FIG. 1 is an enlarged front elevation view of a double sided jewelry setting illustrating my new design, the rear elevation view being identical in appearance; FIG. 2 is a right view thereof, the left view being identical in appearance; and, FIG. 3 is a top plan view thereof, the bottom view being identical in appearance.

[56] **References Cited**

U.S. PATENT DOCUMENTS

12,579	11/1881	Reynolds	D11/91 X
D. 114,963	5/1939	Payne, 4th	D11/16

The broken lines showing a chain are for illustrative purposes only and forms no part of the claimed design.

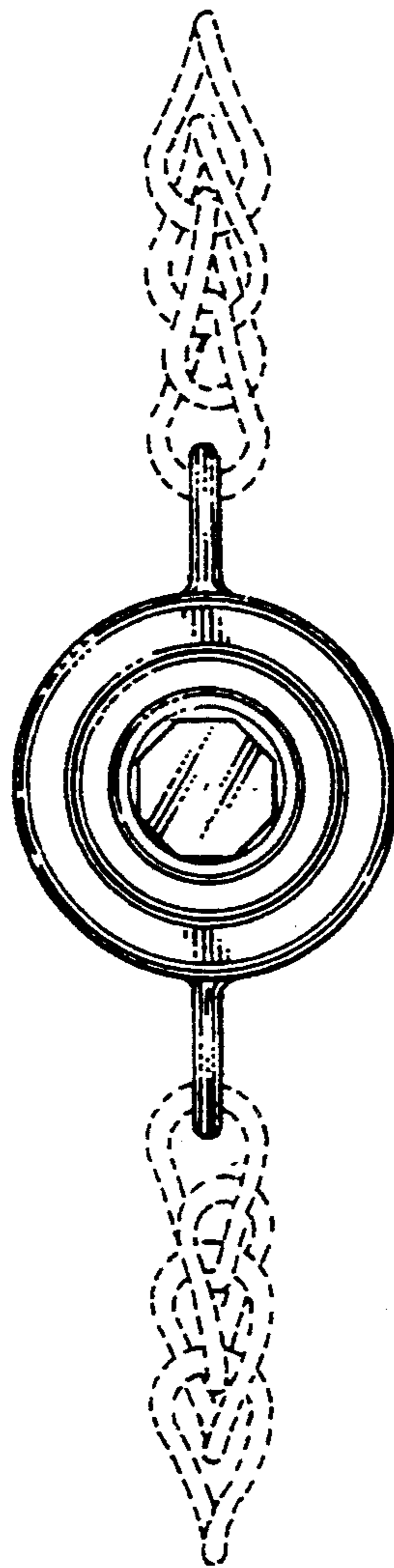


FIG. 1.

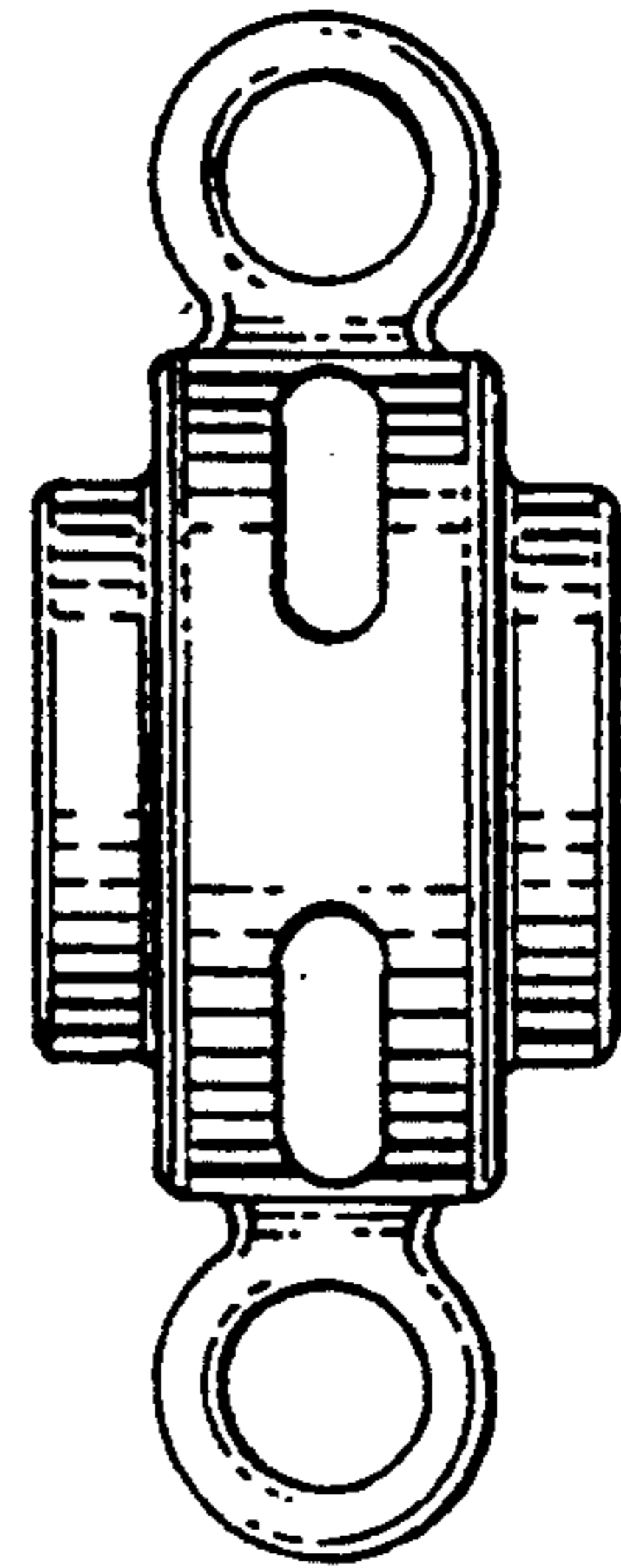



FIG. 2.

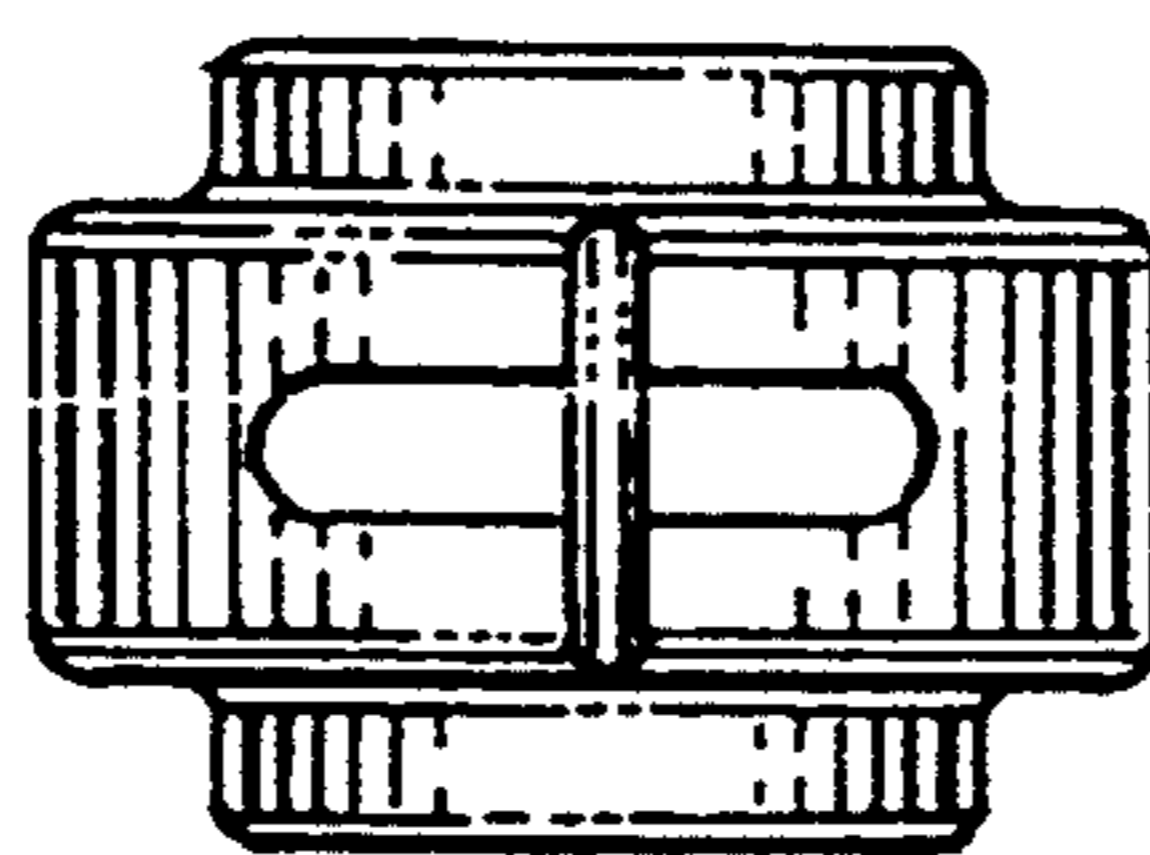


FIG. 3.