



US00D349840S

United States Patent [19]

[11] Patent Number: Des. 349,840

Fuller

[45] Date of Patent: ** Aug. 23, 1994

[54] STEERING WHEEL LOCK

[75] Inventor: Kip L. Fuller, Littleton, Colo.

[73] Assignee: Innovisions Technology Group, Inc., Littleton, Colo.

[**] Term: 14 Years

[21] Appl. No.: 15,662

[22] Filed: Nov. 23, 1993

[52] U.S. Cl. D8/331

[58] Field of Search D8/330-331, D8/333, 339, 341; 70/14, 233, 237-238, 245, 247, 252

[56] **References Cited**

U.S. PATENT DOCUMENTS

D. 325,157	4/1992	Chen	D8/331
D. 339,519	9/1993	Chen et al.	D8/331
D. 339,520	9/1993	Chen	D8/331
D. 342,886	1/1994	Su	D8/331
5,259,222	11/1993	Jang	70/238 X

Primary Examiner—Brian N. Vinson
Attorney, Agent, or Firm—Wood, Herron & Evans

[57] **CLAIM**

The ornamental design for a steering wheel lock, as shown and described.

DESCRIPTION

FIG. 1 is a front elevational view of one embodiment of a steering wheel lock design incorporating the design of my invention;

FIG. 2 is a top plan view thereof;

FIG. 3 is a rear elevational view thereof;

FIG. 4 is a bottom plan view thereof;

FIG. 5 is a left side elevational view thereof;

FIG. 6 is a right side elevational view thereof;

FIG. 7 is a front elevational view of another embodiment of a steering wheel lock design incorporating the design of my invention;

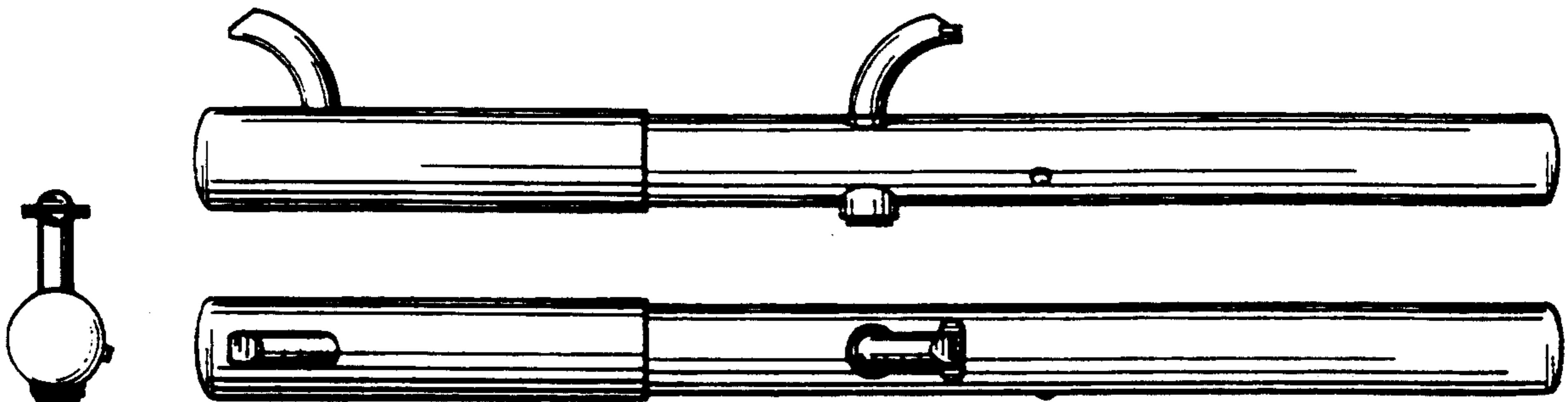
FIG. 8 is a top plan view thereof;

FIG. 9 is a rear elevational view thereof;

FIG. 10 is a bottom plan view thereof;

FIG. 11 is a left side elevational view thereof; and,

FIG. 12 is a right side elevational view thereof.



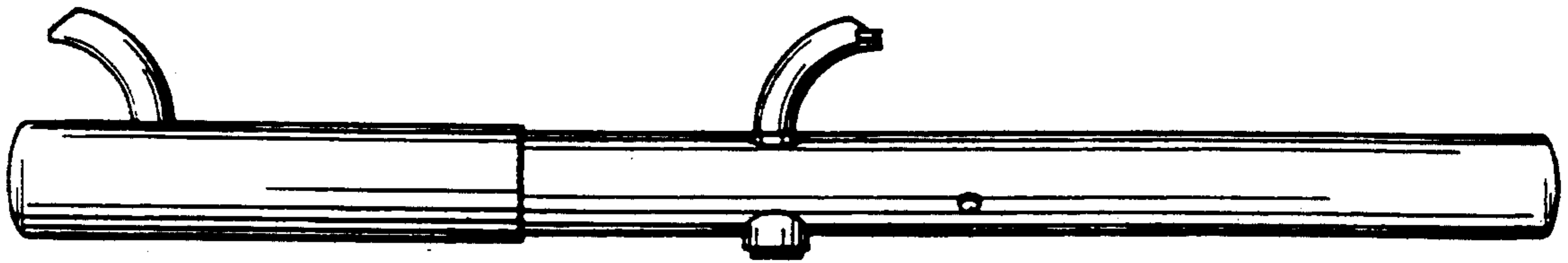


FIG. 1



FIG. 2




FIG. 3



FIG. 4



FIG. 5



FIG. 6




FIG. 7




FIG. 8




FIG. 9



FIG. 10



FIG. 11



FIG. 12