



US00D349814S

United States Patent [19]

[11] Patent Number: **Des. 349,814**

Crisp

[45] Date of Patent: **** Aug. 23, 1994**

[54] **A SOFT FOAM INSERT FOR A COMBINED BASEBALL AND CARD STORAGE TRAY**

3,737,026	6/1973	Whitecar	206/445 X
4,485,919	12/1984	Sandel	428/36.5 X
4,756,937	7/1988	Mentzer	428/36.5 X
5,119,574	6/1992	King	40/159 X

[76] Inventor: **L. Cullen Crisp**, 1327 Chestnut, Mansfield, Tex. 76063

Primary Examiner—Bernard Ansher
Assistant Examiner—Paula Mortimer
Attorney, Agent, or Firm—Charles W. McHugh

[**] Term: **14 Years**

[21] Appl. No.: **843,110**

[57] **CLAIM**

[22] Filed: **Mar. 2, 1992**

The ornamental design for a soft foam insert for a combined baseball and card storage tray, as shown and described.

[52] U.S. Cl. **D3/319; D7/553; D9/341**

[58] Field of Search D3/74, 75, 76, 40, 283, D3/319; 190/901, 900; 206/564, 455, 445; 40/124.2, 159; 428/36.5; D7/553; D9/341; D21/55; D19/75, 78, 79

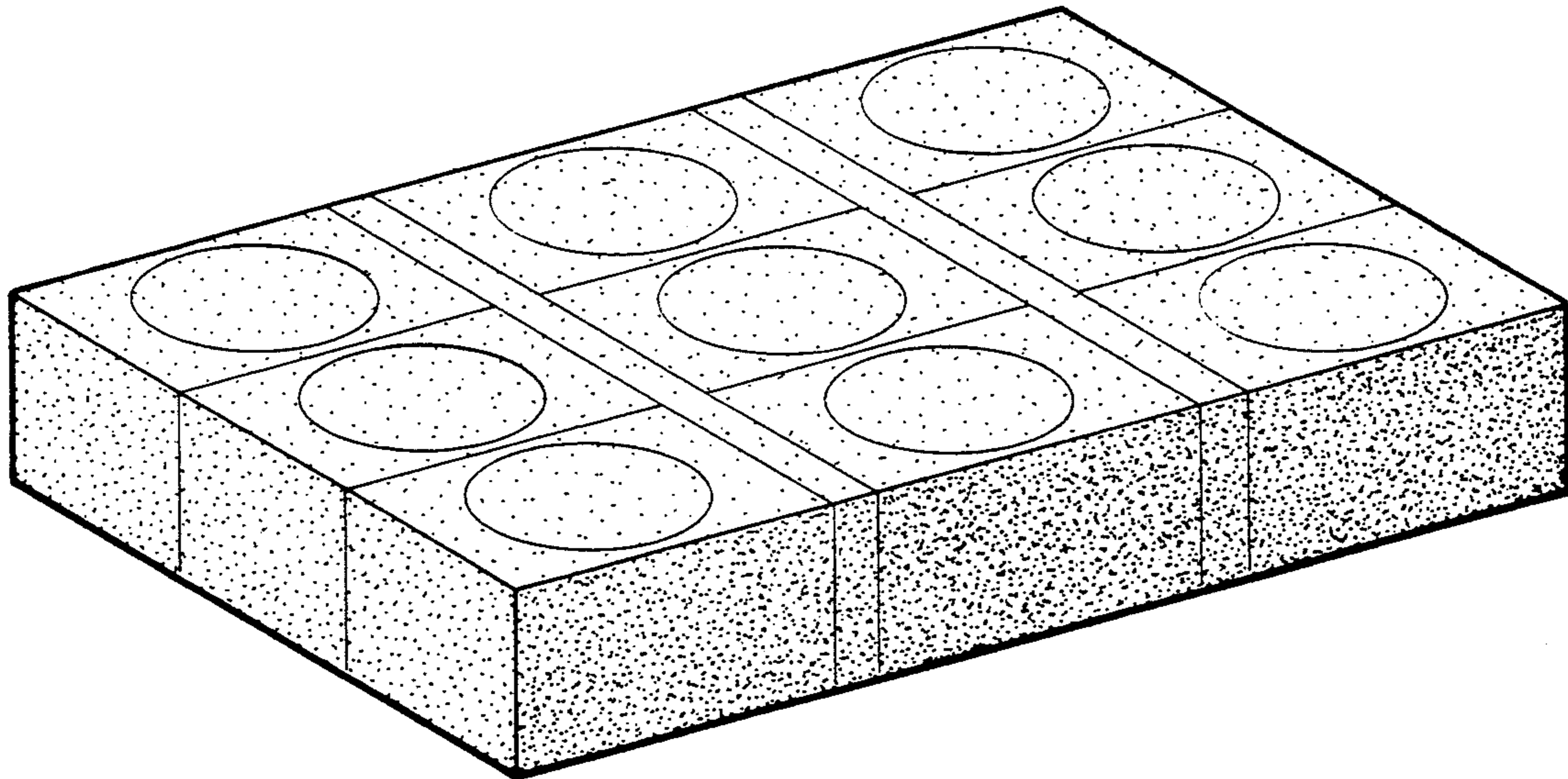
DESCRIPTION

[56] **References Cited**

U.S. PATENT DOCUMENTS

D. 272,923	3/1984	Quinn et al.	D21/55
743,859	11/1903	Goldsmith	206/564
3,161,342	12/1964	Wenzel	206/564 X
3,442,378	5/1969	Wolfe	206/564 X

FIG. 1 is an enlarged perspective view of a soft foam insert for a combined baseball and card storage tray showing my new design;
FIG. 2 is a top plan view thereof;
FIG. 3 is a bottom plan view thereof;
FIG. 4 is a front elevational view thereof, the rear elevational view is a mirror image thereof; and,
FIG. 5 is a side elevational view thereof, the opposite side is a mirror image.



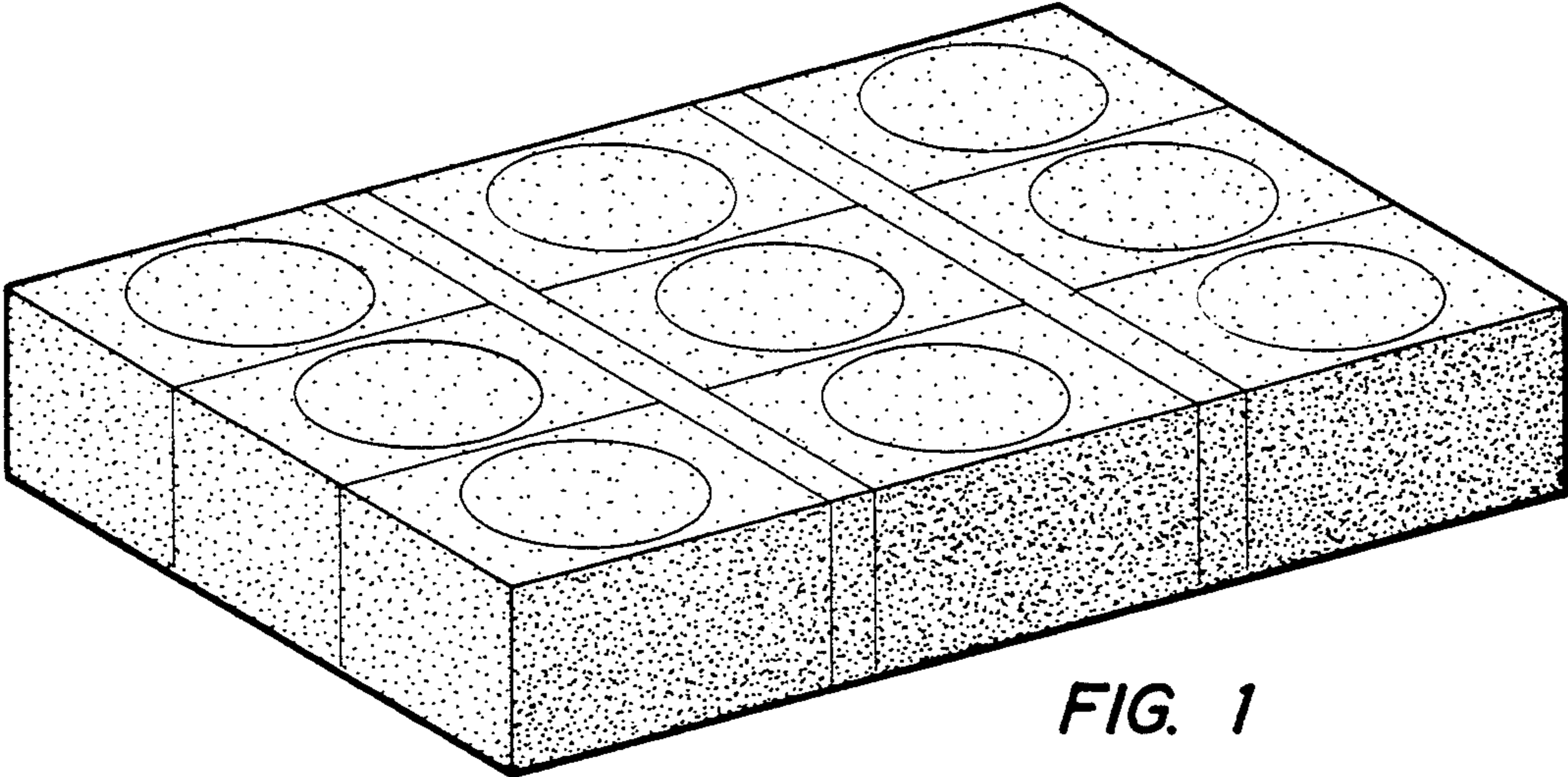


FIG. 1

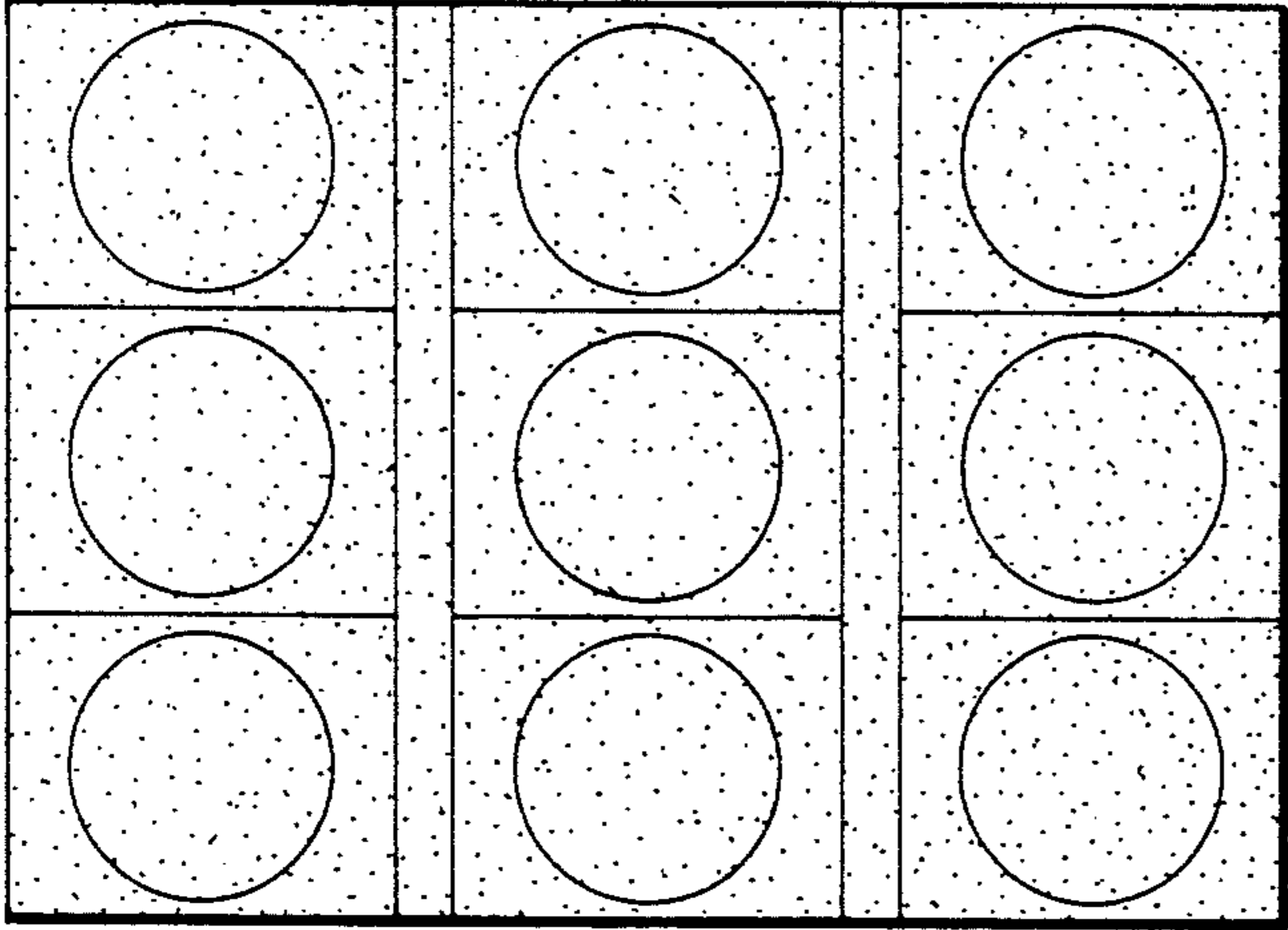


FIG. 2




FIG. 3




FIG. 4




FIG. 5