



US00D349810S

# United States Patent [19]

[11] Patent Number: **Des. 349,810**

Rutledge

[45] Date of Patent: **\*\* Aug. 23, 1994**

[54] **GLOVE CADDY**  
[76] Inventor: **William F. Rutledge**, Rte. 3, Box 272,  
Trinity, N.C. 27370

4,863,084	9/1989	Nabozny .....	224/222	X
4,942,992	7/1990	Fischer et al. ....	224/901	X
4,964,508	10/1990	Balsley .....	224/901	X
5,186,373	2/1993	Taylor .....	224/901	X

[\*\*] Term: **14 Years**

*Primary Examiner*—A. Hugo Word  
*Assistant Examiner*—Doris V. Coles

[21] Appl. No.: **841,978**

[57] **CLAIM**

[22] Filed: **Apr. 7, 1992**

The ornamental design for a glove caddy, as shown and described.

[52] U.S. Cl. .... **D3/215**

[58] Field of Search ..... D3/36, 100, 104;  
206/315.3, 315.4; 224/901, 183, 230; 273/DIG.  
30, DIG. 19; 24/306

**DESCRIPTION**

[56] **References Cited**


**U.S. PATENT DOCUMENTS**

4,403,366	9/1983	Lucke .....	24/306	X
4,625,862	12/1986	Clayton .....	206/315.3	

FIG. 1 is a front elevational view of a glove caddy, showing my new design, the rear being plain and unadorned;

FIG. 2 is a side elevational view, the opposite side being a mirror image thereof; and,

FIG. 3 is a perspective view thereof.






FIG. 1



FIG. 2




FIG. 3