



US00D349774S

United States Patent [19]

[11] Patent Number: **Des. 349,774**

Kongsgaard

[45] Date of Patent: **** Aug. 16, 1994**

[54] **FLOORING GRATE**

4,745,715	5/1988	Hardwicke et al.	D25/138
4,901,490	2/1990	Zinniel et al.	52/126.6
4,934,116	6/1990	Frederiksen	52/385

[75] Inventor: **Bjarne Kongsgaard, Ikast, Denmark**

[73] Assignee: **Ikadan System A/S, Ikast, Denmark**

[**] Term: **14 Years**

Primary Examiner—A. Hugo Word
Assistant Examiner—Doris Clark
Attorney, Agent, or Firm—Watson, Cole, Grindle & Watson

[21] Appl. No.: **929,538**

[22] Filed: **Aug. 17, 1992**

[57] **CLAIM**

[52] U.S. Cl. **D25/156; D30/120**

An ornamental design for a flooring grate, as shown and described.

[58] **Field of Search** 52/384, 389, 792, 581,
52/126.6, 385, 391; 119/28; D25/138, 163, 152,
153, 156, 157, 53; D30/120

DESCRIPTION

[56] **References Cited**

FIG. 1 is a perspective view of a flooring grate showing my new design;

U.S. PATENT DOCUMENTS

FIG. 2 is a top plan view thereof;

D. 343,260	1/1994	Kovatch	D25/156
3,444,660	5/1969	Feichter et al.	52/389
3,457,901	7/1969	Abraham	119/28
4,267,680	5/1981	Delattre	52/384

FIG. 3 is a bottom plan view thereof;

FIG. 4 is an elevational view of one end thereof;

FIG. 5 is an elevational view of one side thereof; and,

FIG. 6 is an elevational view of an opposite side thereof.

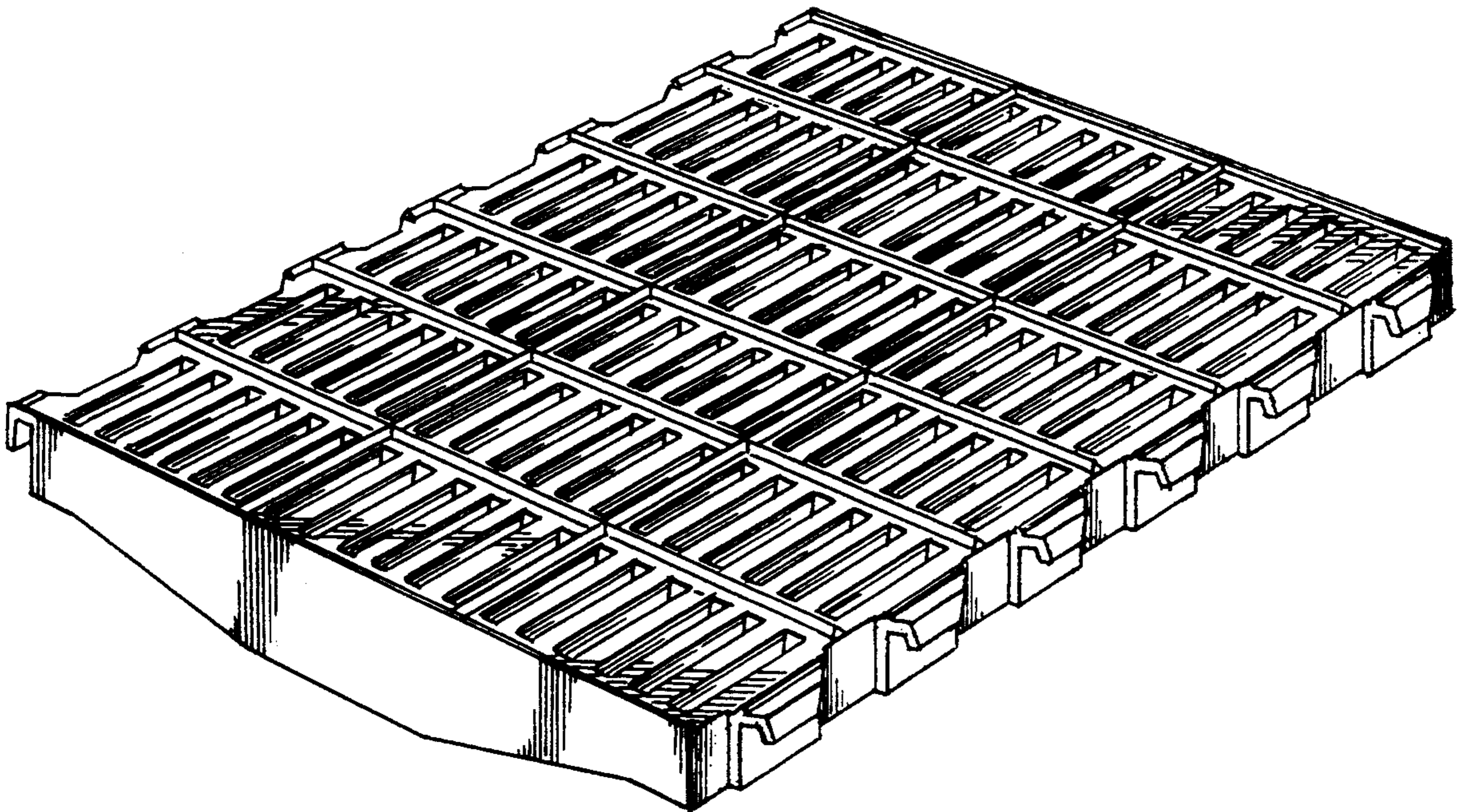


FIG. 1

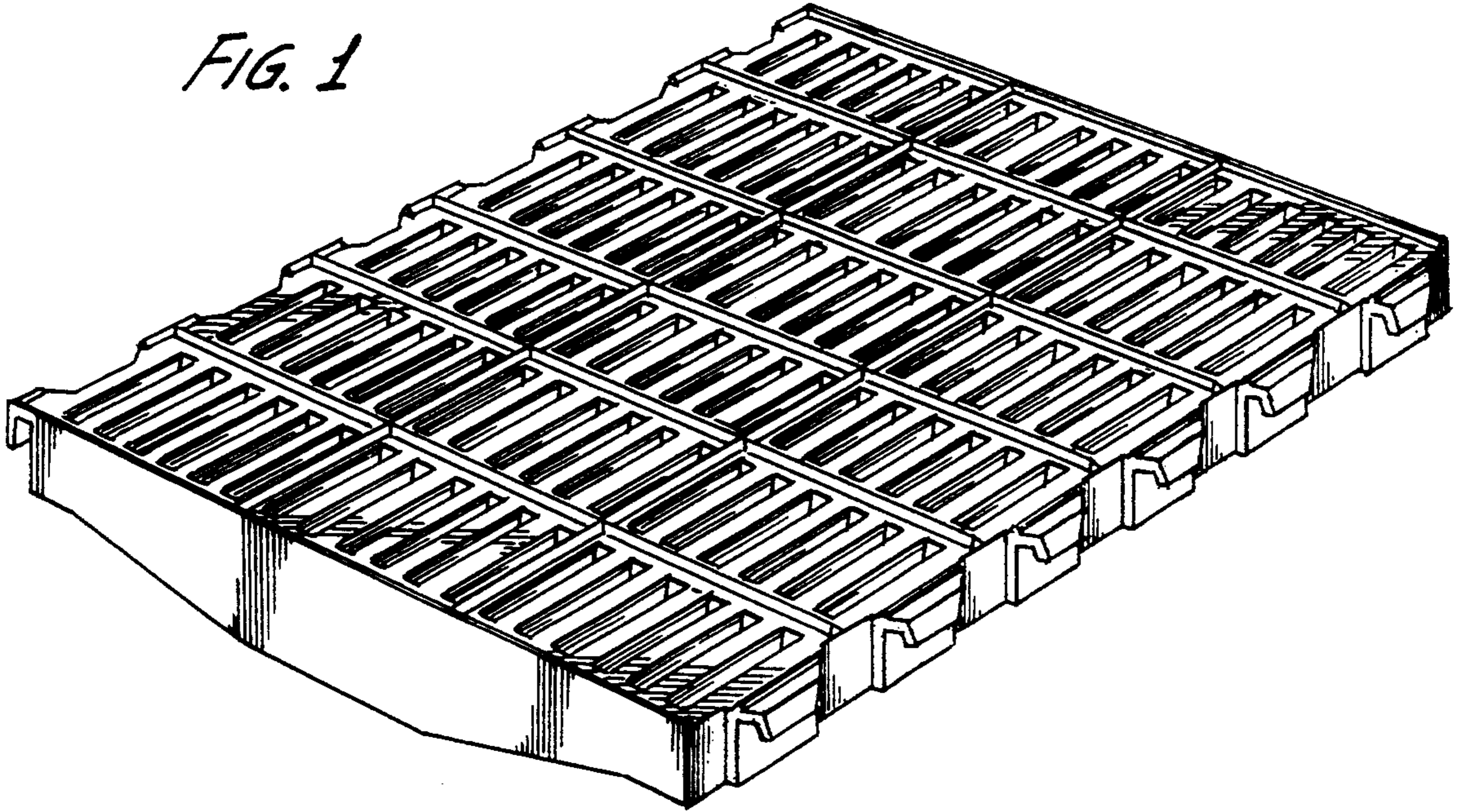


FIG. 2

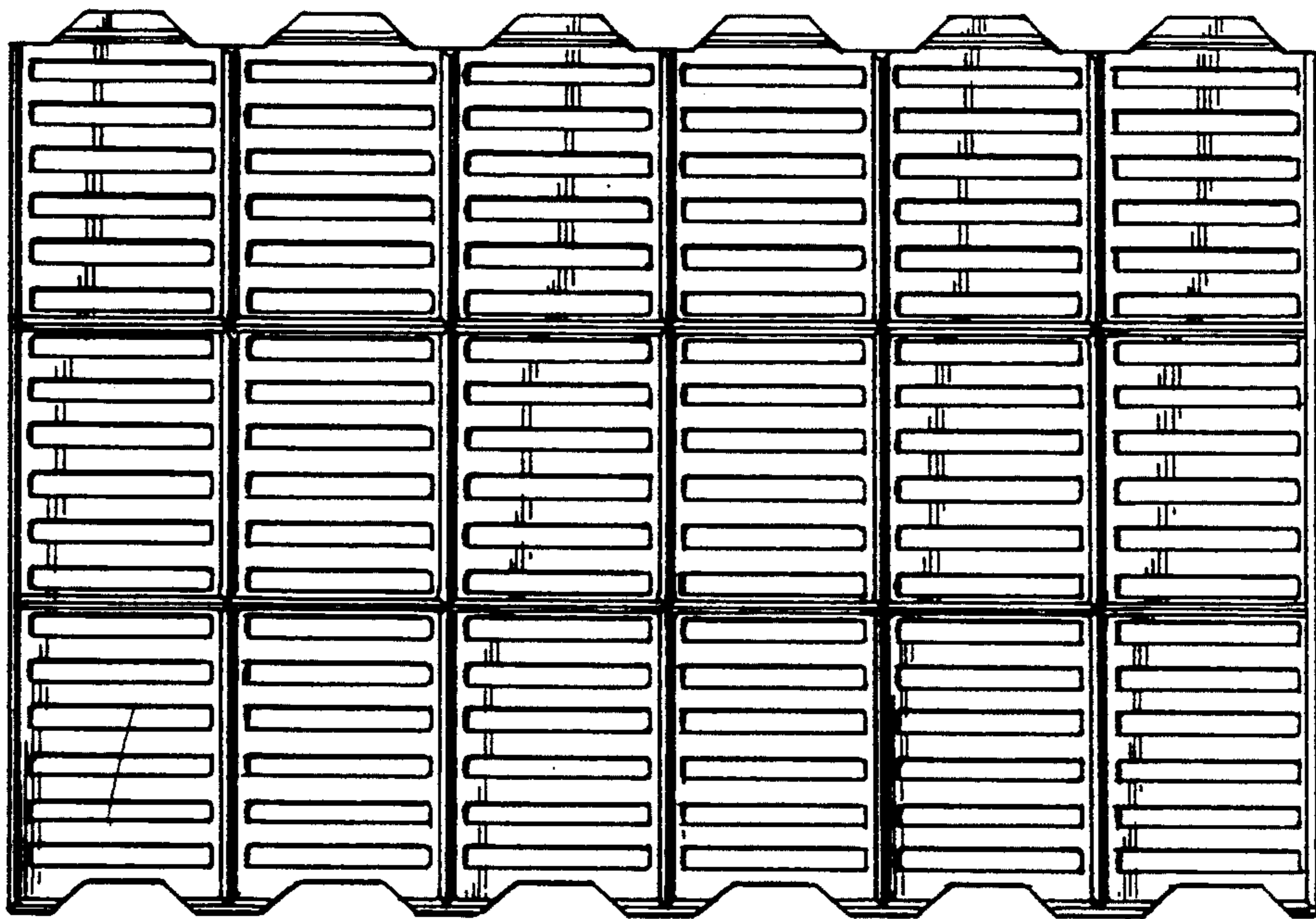


FIG. 3




FIG. 4



FIG. 5



FIG. 6

