



US00D349767S

United States Patent [19] Courtet

[11] Patent Number: **Des. 349,767**

[45] Date of Patent: **** Aug. 16, 1994**

[54] RETENTION BELT

[75] Inventor: **Francois Courtet**, Saint Bonnet les Oules, France

[73] Assignee: **Etsthuasne & Cie**, Saint Etienne, France

[**] Term: **14 Years**

[21] Appl. No.: **892,515**

[22] Filed: **Jun. 3, 1992**

[30] **Foreign Application Priority Data**

Dec. 6, 1991 [FR] France 917.955

[52] U.S. Cl. **D24/190**

[58] Field of Search 602/1, 5, 6, 19, 20;
D2/2; 2/44, 92, 338, 311; D24/190, 188, 206,
200

[56] **References Cited**

U.S. PATENT DOCUMENTS

D. 242,174 11/1976 Evans D24/190
4,245,628 1/1981 Eichler 602/19

5,062,414 11/1991 Grim 602/19
5,241,704 9/1993 Sydor 602/19 X

Primary Examiner—Stella Reid
Attorney, Agent, or Firm—McGlew and Tuttle

[57] **CLAIM**

The ornamental design for a retention belt for lumbar treatment, as shown and described.

DESCRIPTION

FIG. 1 is a top plan view of a retention belt for lumbar treatment, showing my new design, with broken lines indicating stitching;

FIG. 2 is a left side elevational view thereof;

FIG. 3 is a right side elevational view thereof;

FIG. 4 is a front elevational view thereof;

FIG. 5 is a rear elevational view thereof;

FIG. 6 is a bottom plan view thereof, with broken lines indicating stitching;

FIG. 7 is a bottom perspective view thereof, with broken lines indicating stitching; and,

FIG. 8 is a top perspective view thereof, with broken lines indicating stitching.

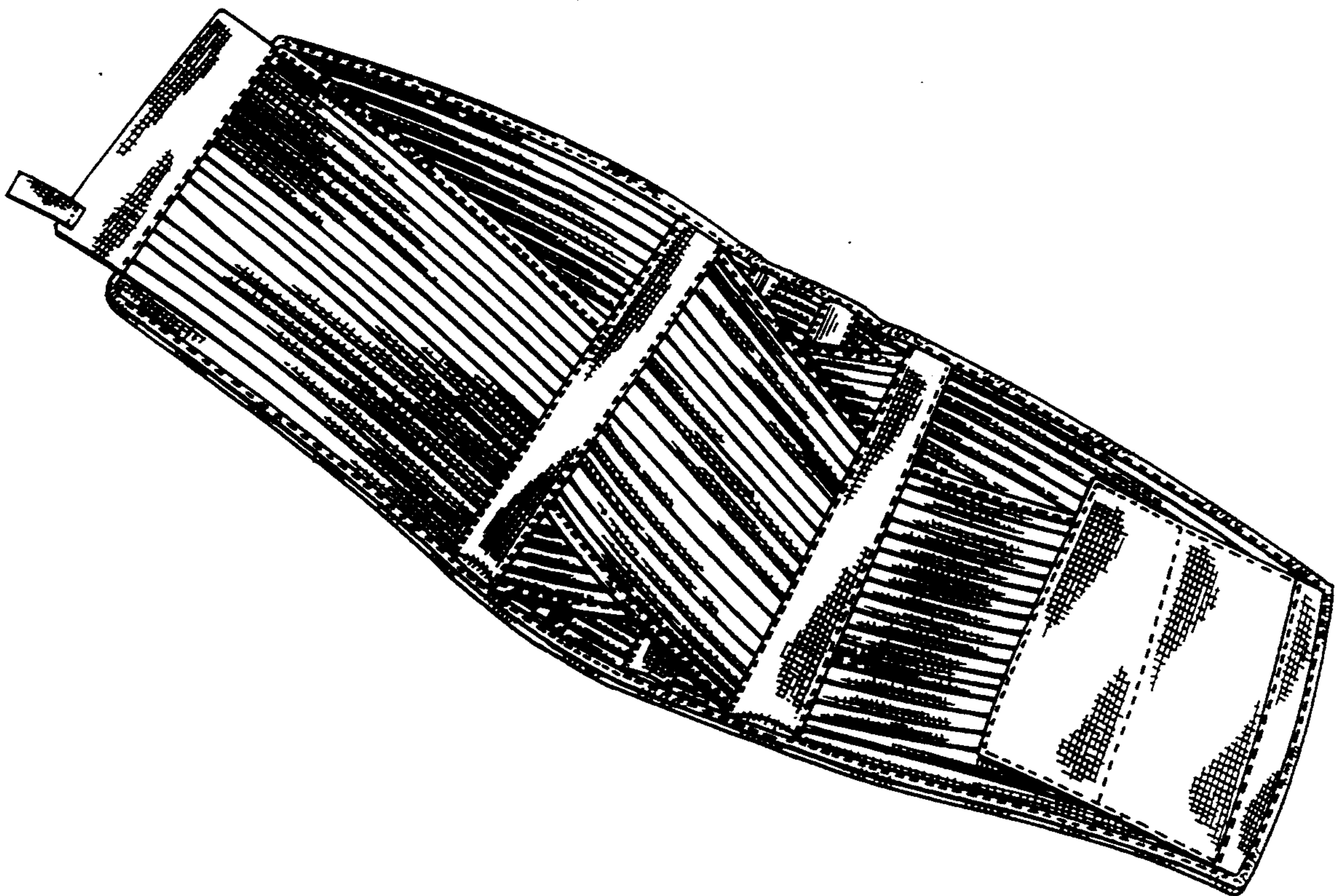


FIG. 1

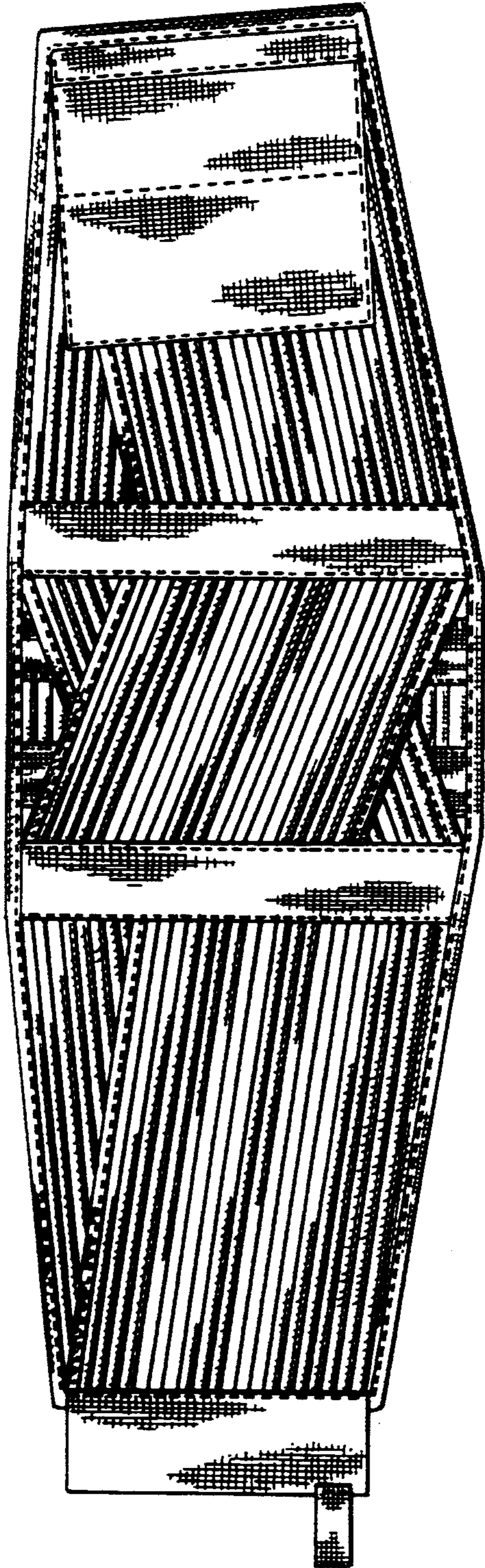


FIG. 2



FIG. 3



FIG. 6




FIG. 4



FIG. 5



FIG. 7

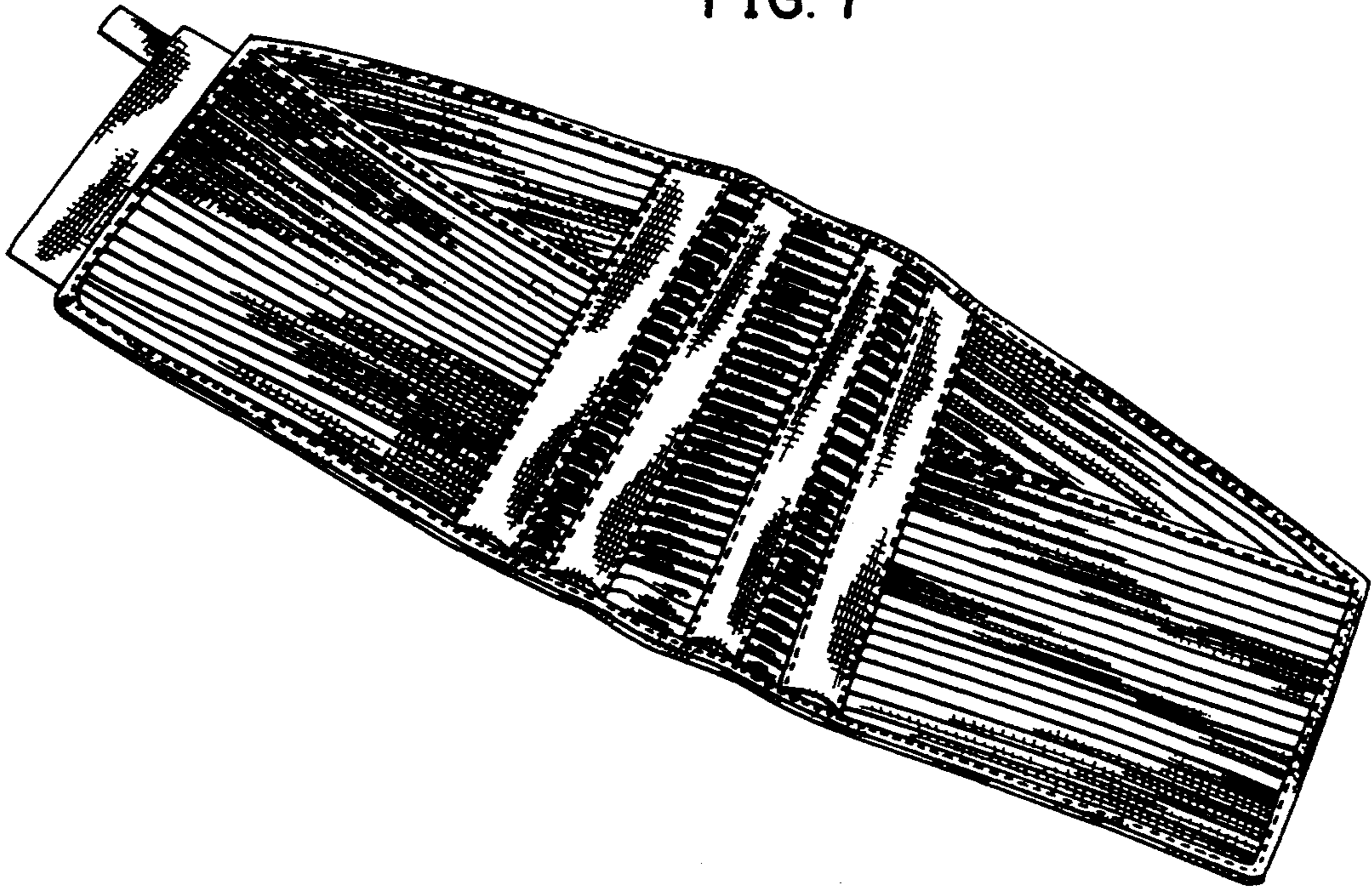


FIG. 8

