



US00D349750S

United States Patent [19]

[11] Patent Number: **Des. 349,750**

Boo

[45] Date of Patent: **** Aug. 16, 1994**

[54] **ROLLER GUIDE FOR A FISHING ROD**

[76] Inventor: **Moon H. Boo**, 367-2 Songnai-Dong,
Nam-Ku, Bucheon-City, Rep. of
Korea

[**] Term: **14 Years**

[21] Appl. No.: **935,751**

[22] Filed: **Aug. 26, 1992**

[30] Foreign Application Priority Data

Apr. 2, 1992 [KR] Rep. of Korea 5026/1992

[52] U.S. Cl. **D22/143**

[58] Field of Search D8/356; 43/24; D22/143

[56] References Cited

U.S. PATENT DOCUMENTS

D. 203,273	12/1965	Chion	D22/143
D. 237,175	10/1975	Ohmura	D22/143
D. 247,505	3/1978	Ohmura .	
D. 255,701	7/1980	Yamamoto	D22/143
D. 256,492	8/1980	Yamamoto	D22/143
D. 256,718	9/1980	Ohmura	D22/143
D. 261,919	11/1981	Ohmura	D22/143
D. 261,920	11/1981	Ohmura	D22/143
D. 269,898	7/1983	Yamamoto	D22/143
D. 270,932	10/1983	Yamamoto	D22/143

D. 292,115	9/1987	Ziemelis	D22/143
D. 292,116	9/1987	Ziemelis	D22/143
3,165,856	1/1965	Gourley, Jr.	D22/143 X
3,997,997	12/1976	Yamamoto	43/24
4,141,132	2/1979	Ohmura	43/24 X
4,286,678	9/1981	Scheurecker et al. .	
4,287,678	9/1981	Yamamoto	43/24
4,428,140	1/1984	Yamamoto	43/24
4,428,141	1/1984	Kovalovsky	43/24
4,507,891	4/1985	Ohmura	43/24

Primary Examiner—A. Hugo Word
Assistant Examiner—Doris V. Coles
Attorney, Agent, or Firm—Jordan and Hamburg

[57] CLAIM

The ornamental design for a roller guide for a fishing rod, as shown and described.

DESCRIPTION

FIG. 1 is a perspective view of a roller guide for a fishing rod showing my new design;
FIG. 2 is a front view of FIG. 1, the rear elevational view not being shown as it would be a mirror image of the front view;
FIG. 3 is a left side elevational view thereof;
FIG. 4 is a right side elevational view thereof;
FIG. 5 is a top plan view thereof; and,
FIG. 6 is a bottom plan view thereof.




FIG 1




FIG 2

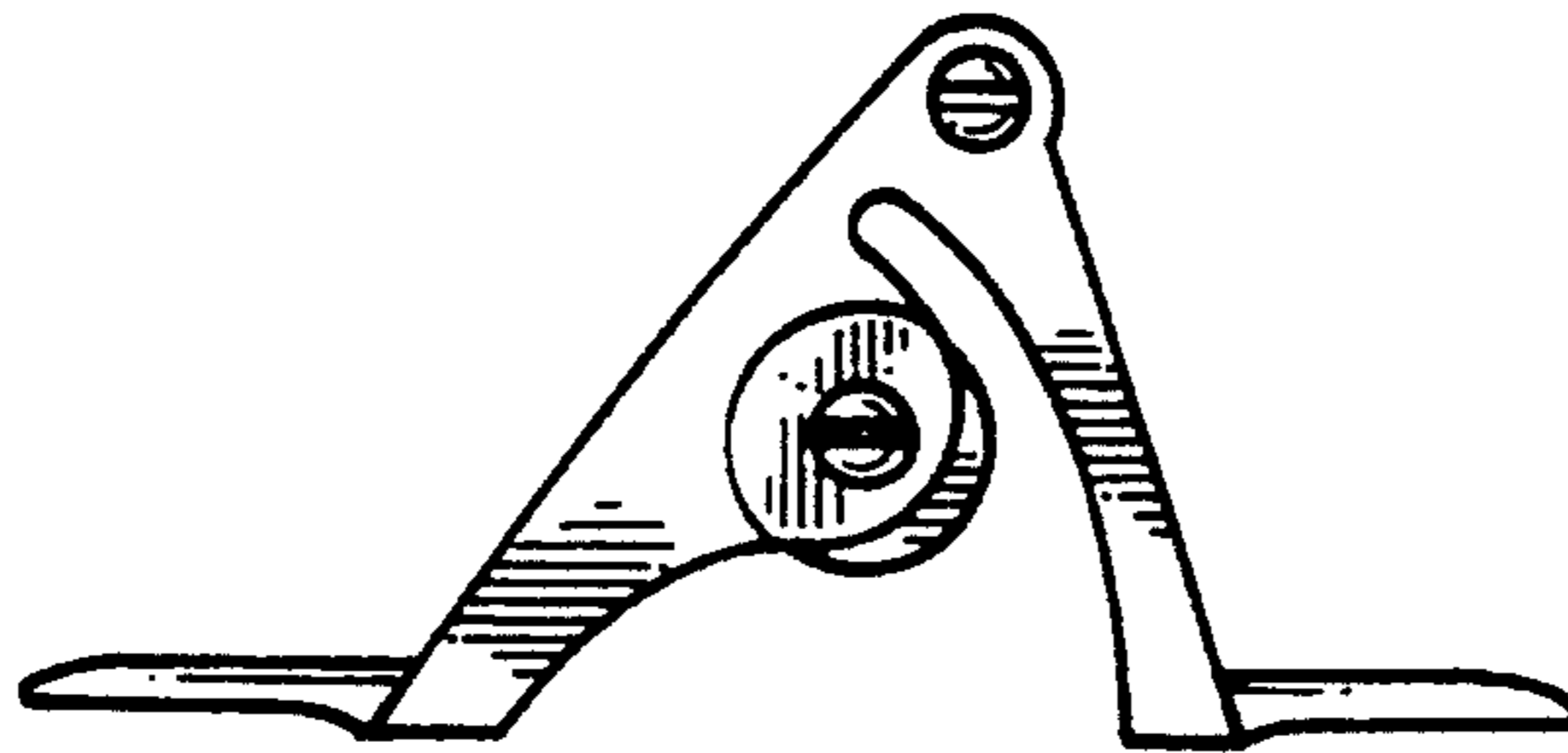


FIG 3

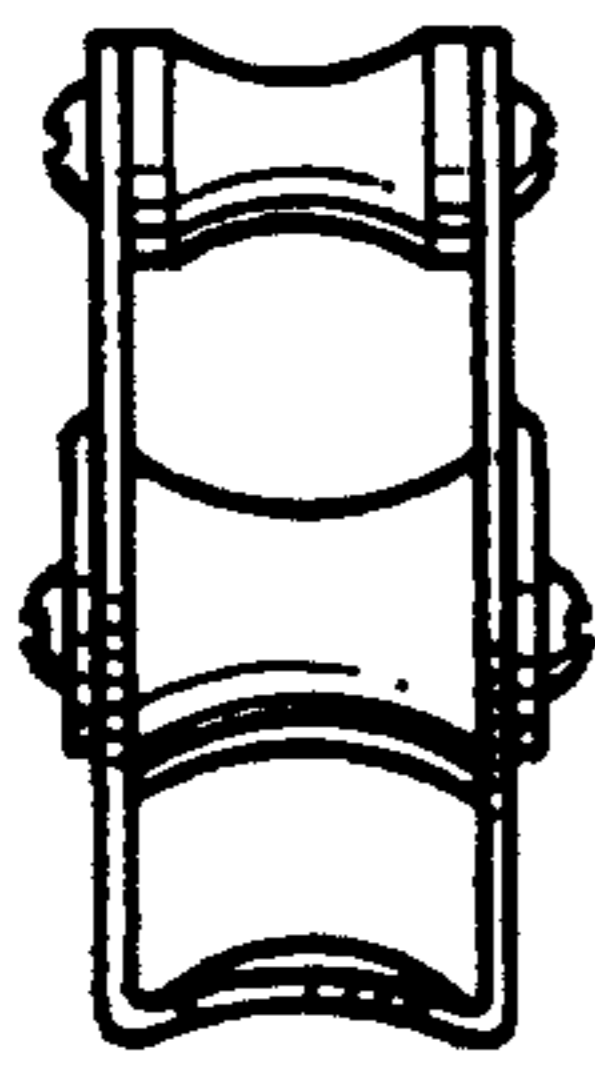


FIG 4




FIG 5

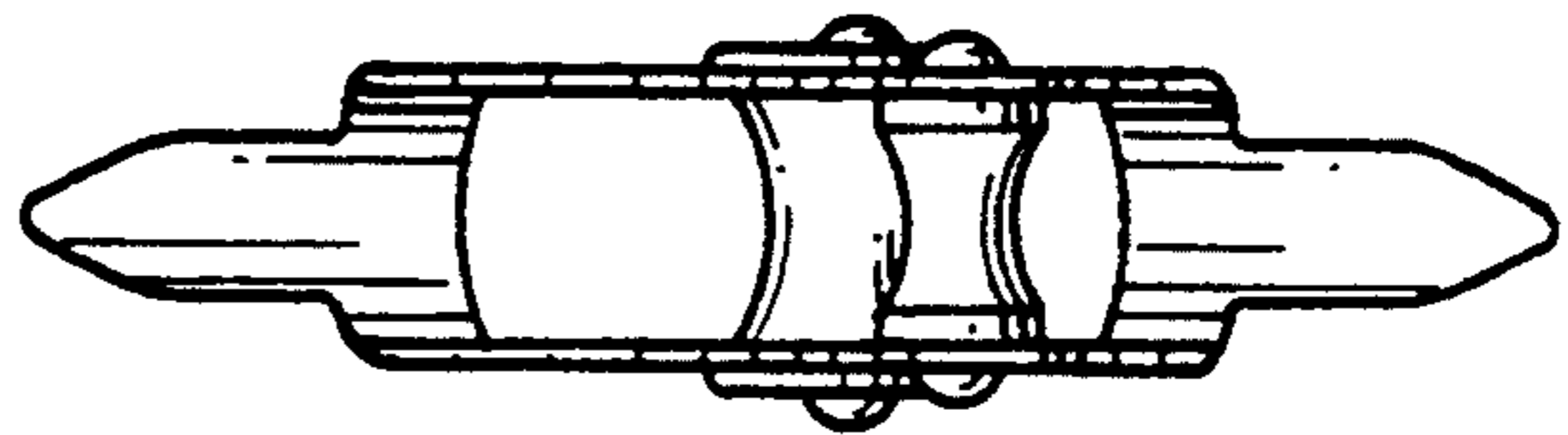


FIG 6

