



US00D349739S

United States Patent [19]

[11] Patent Number: Des. 349,739

Kahl, Jr.

[45] Date of Patent: ** Aug. 16, 1994

[54] **GOLF BALL RETRIEVER**

[75] Inventor: **John T. Kahl, Jr.**, Baltimore, Md.

[73] Assignee: **Down Under, L.C.**, Towson, Md.

[**] Term: **14 Years**

[21] Appl. No.: **155**

[22] Filed: **Oct. 2, 1992**

[52] U.S. Cl. **D21/206**

[58] Field of Search **273/162.E, 32.F;**
294/19.2; D21/206

4,515,402 5/1985 Sedan .
4,659,125 4/1987 Chuan .
4,787,632 11/1988 Nigrelli et al. .

FOREIGN PATENT DOCUMENTS

835247 2/1970 Canada .
178357 4/1922 United Kingdom .
216731 6/1924 United Kingdom .
2074926 11/1981 United Kingdom .

Primary Examiner—Melvin B. Feifer
Attorney, Agent, or Firm—Fitzpatrick, Cella Haper & Scinto

[56] **References Cited**

U.S. PATENT DOCUMENTS

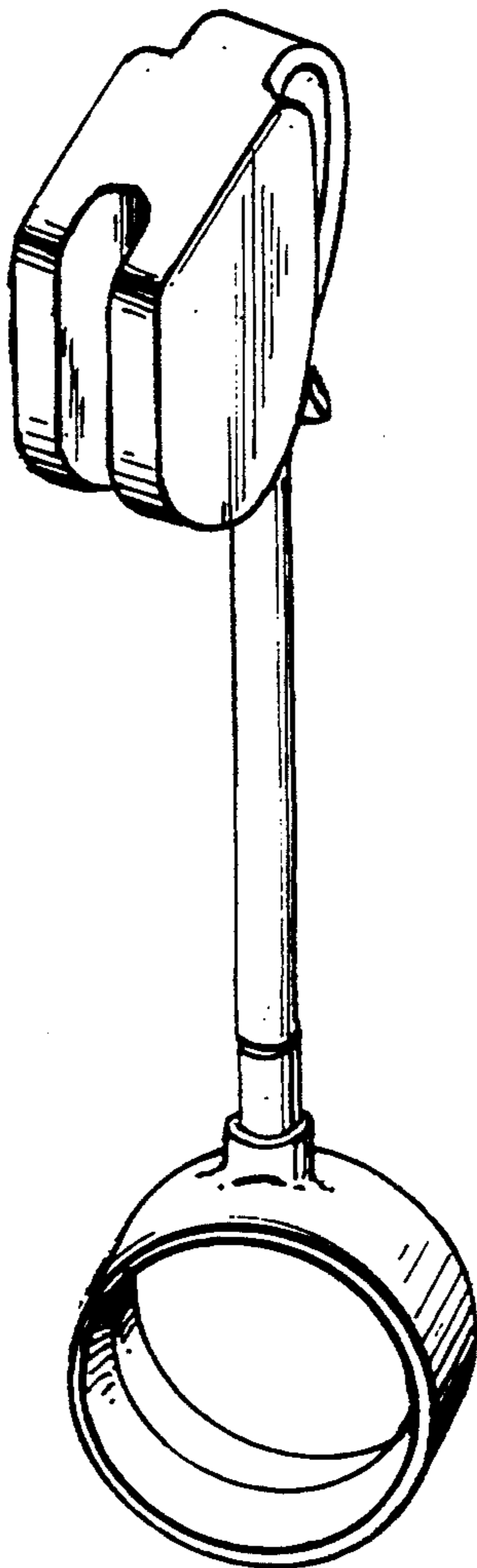
2,561,815 7/1951 Oberg .
2,802,687 8/1957 DuChene .
3,052,226 9/1962 Woll 294/19.2
3,210,111 10/1965 Fallon .
3,224,781 12/1965 Hutchison .
3,442,544 5/1969 Faber .
3,632,112 1/1972 Jacobs .
3,749,407 7/1973 Prochnow .
4,073,529 2/1978 Ostrin 294/19.2

[57] **CLAIM**

The ornamental design for a golf ball retriever, as shown and described.

DESCRIPTION

FIG. 1 is a front perspective view of the golf ball retriever of my new design, in a retracted position; FIG. 2 is a rear perspective view of the golf ball retriever of my new design, in an extended position; and, FIG. 3 is a bottom plan view of the golf ball retriever of my new design.



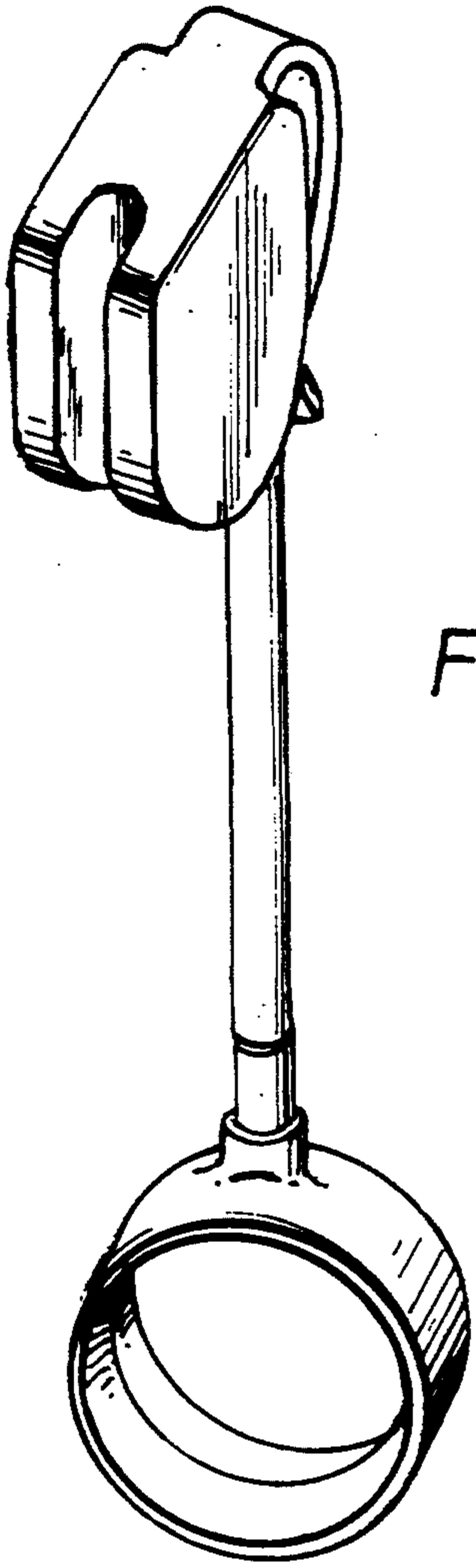


FIG. 1

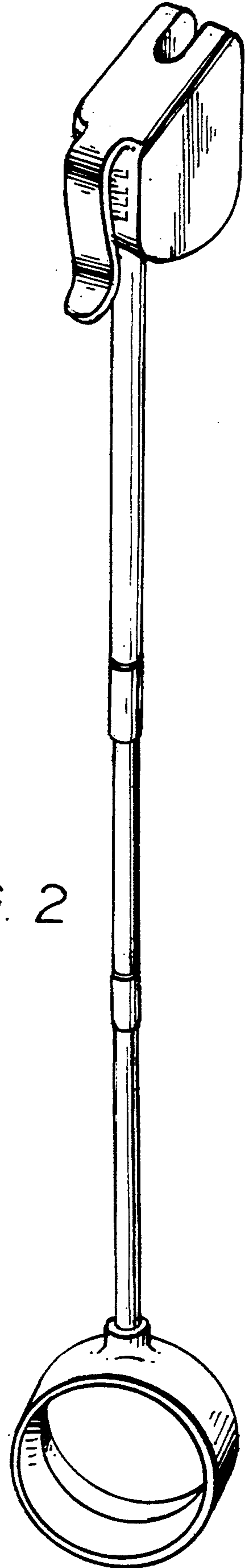


FIG. 2




FIG. 3