



US00D349723S

United States Patent [19]

[11] Patent Number: **Des. 349,723**

Ujita

[45] Date of Patent: **** Aug. 16, 1994**

[54] **INK CARTRIDGE**

[75] Inventor: **Toshihiko Ujita**, Yamato, Japan

[73] Assignee: **Canon Kabushiki Kaisha**, Tokyo, Japan

[*] Notice: The portion of the term of this patent subsequent to Dec. 22, 2006 has been disclaimed.

[**] Term: **14 Years**

[21] Appl. No.: **5,424**

[22] Filed: **Jan. 19, 1993**

Related U.S. Application Data

[63] Continuation of Ser. No. 620,288, Nov. 30, 1990, abandoned.

Foreign Application Priority Data

Jun. 6, 1990 [JP] Japan 2-19167
[52] U.S. Cl. **D18/12; D18/56**
[58] Field of Search 400/194, 195, 196, 196.1,
400/207, 208; D18/12, 18, 56, 99; D14/114,
121

[56] **References Cited**

U.S. PATENT DOCUMENTS

D. 280,913	10/1985	Nibley et al.	D18/22
D. 281,333	11/1985	Nibley et al.	D18/22
D. 285,312	8/1986	Jennings	D18/12
D. 285,808	9/1986	Fuziwara et al.	D18/12
D. 307,918	5/1990	Goda	D18/12
D. 313,812	1/1991	Yomo	D18/22
D. 317,172	5/1991	Miyamoto et al.	D18/12
4,898,338	2/1990	Oishi	D18/12

Primary Examiner—Alan P. Douglas
Assistant Examiner—Caron Veynar
Attorney, Agent, or Firm—Fitzpatrick, Cella, Harper & Scinto

[57] **CLAIM**

The ornamental design for an ink cartridge, as shown and described.

DESCRIPTION

FIG. 1 is a front elevational view of an ink cartridge showing my new design;
FIG. 2 is a rear elevational view thereof;
FIG. 3 is a top plan view thereof;
FIG. 4 is a bottom plan view thereof;
FIG. 5 is a left side elevational view thereof;
FIG. 6 is a right side elevational view thereof; and,
FIG. 7 is a perspective view thereof.

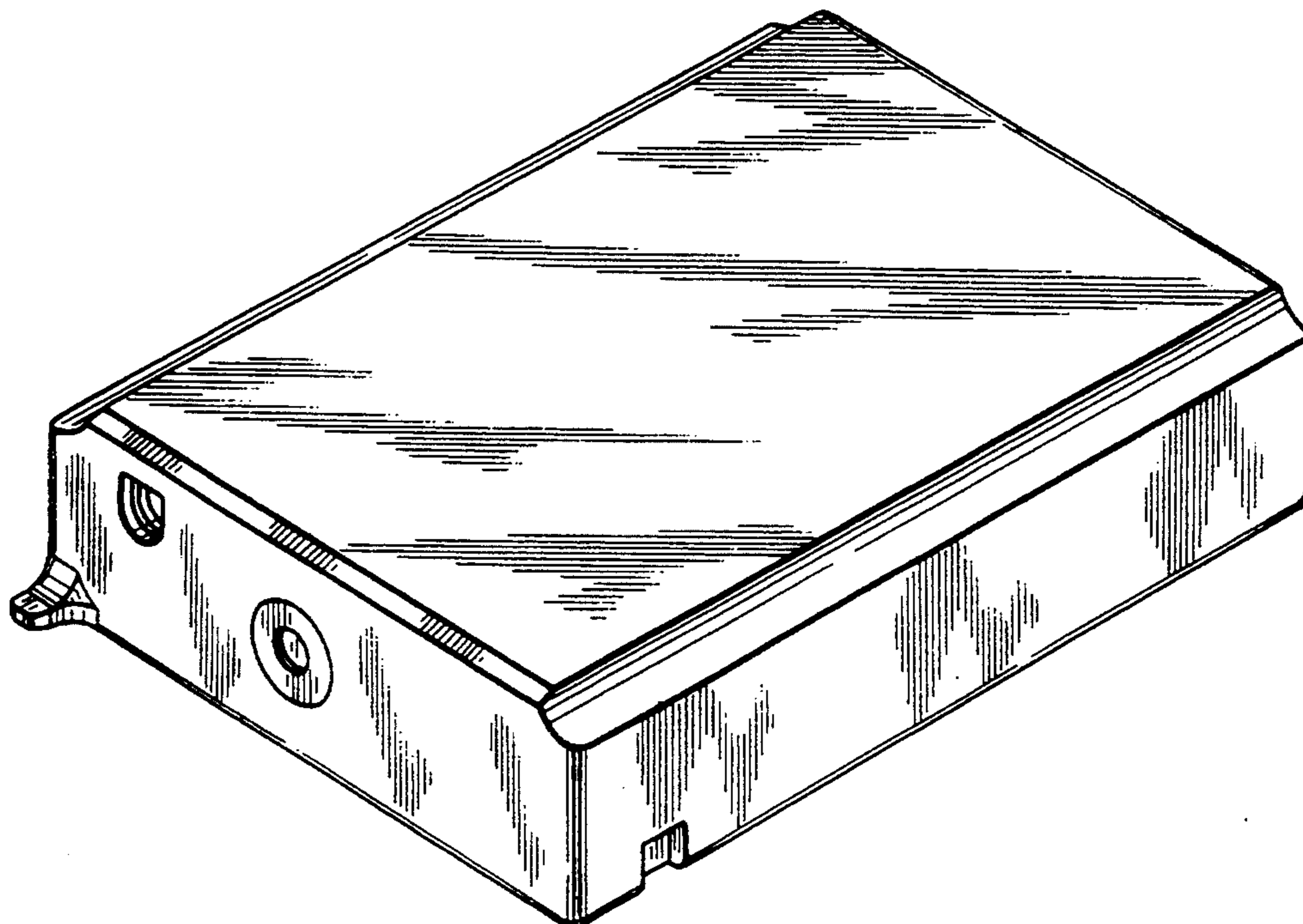


FIG. 1




FIG. 2



FIG. 3

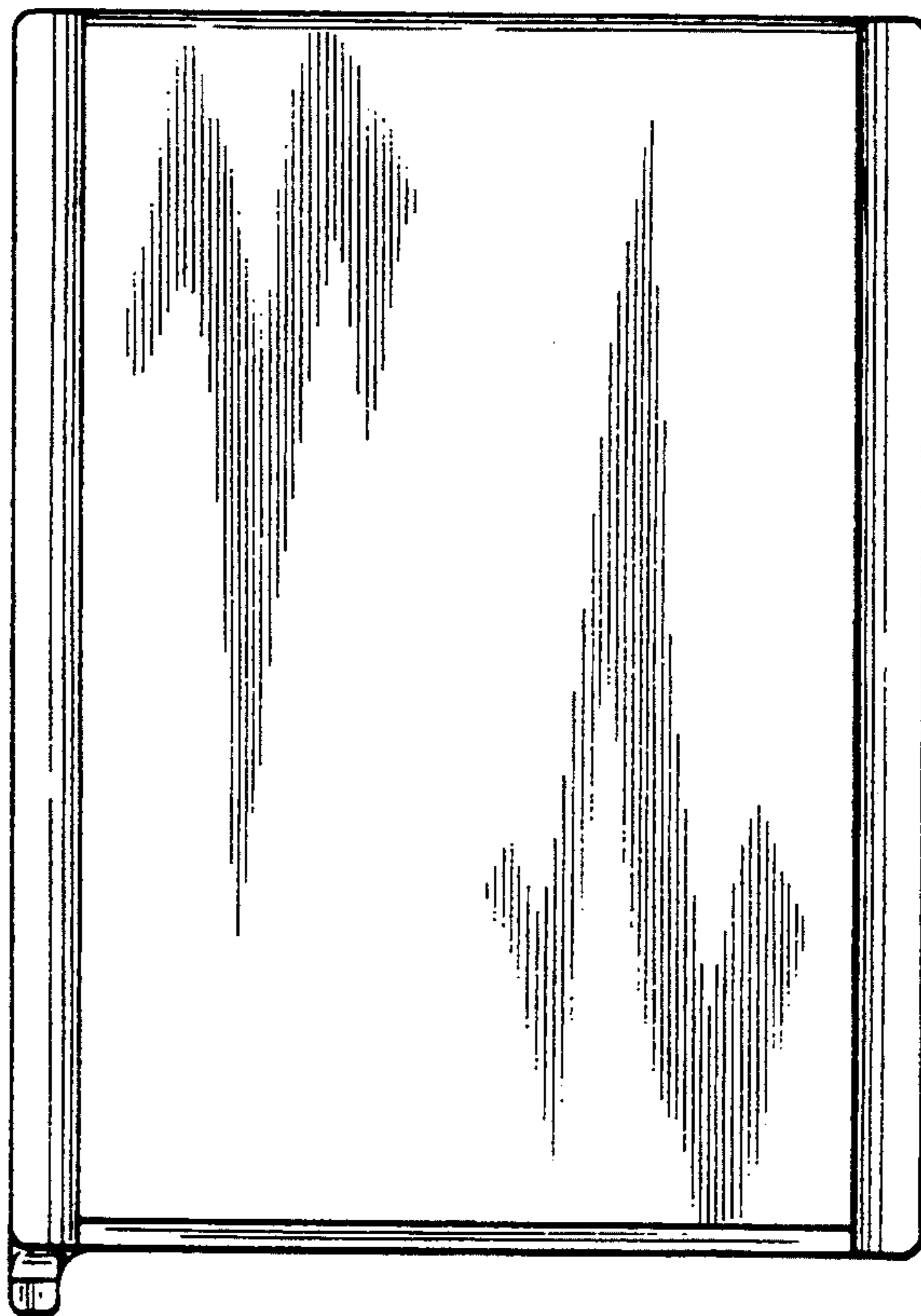


FIG. 4

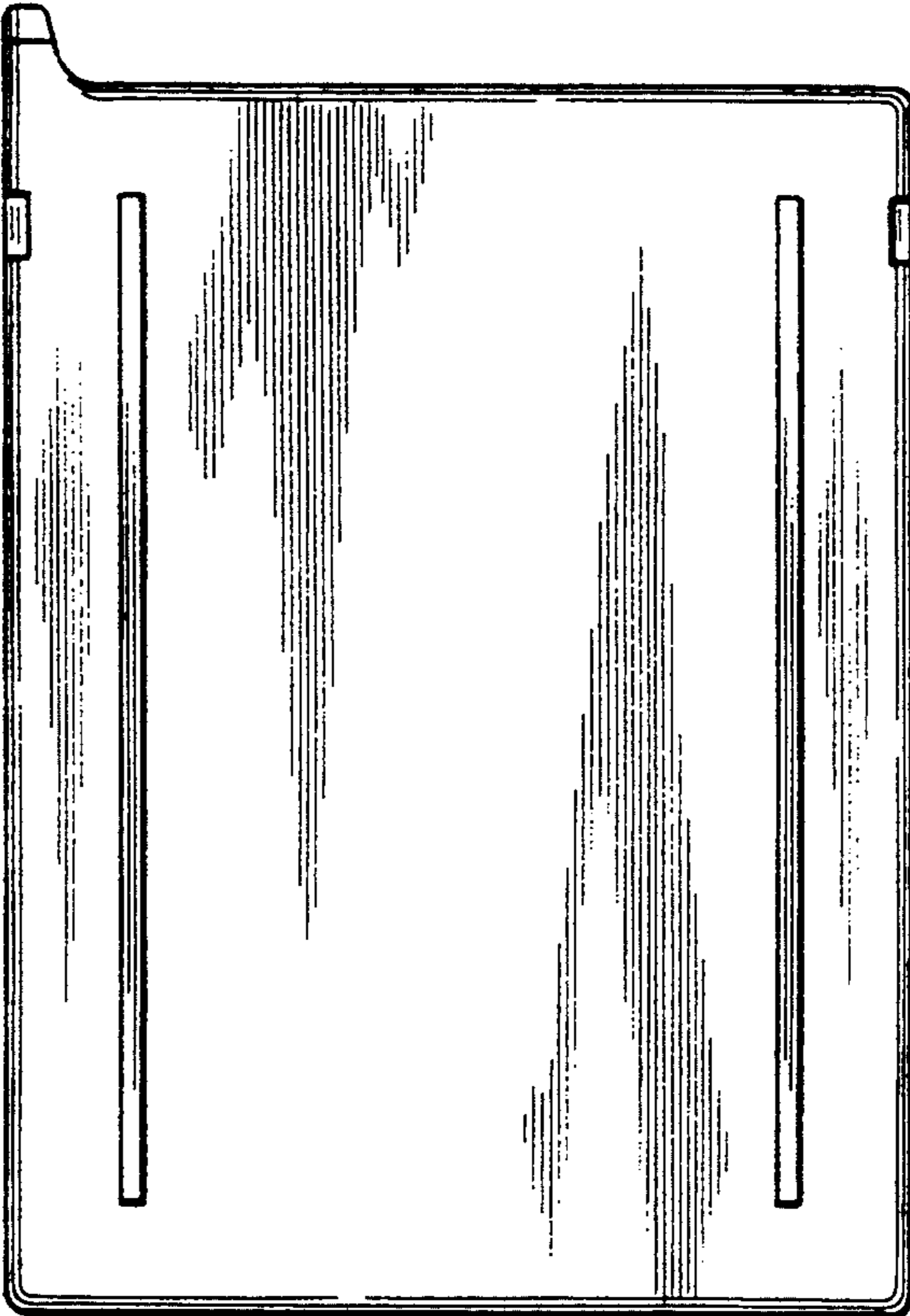


FIG. 5

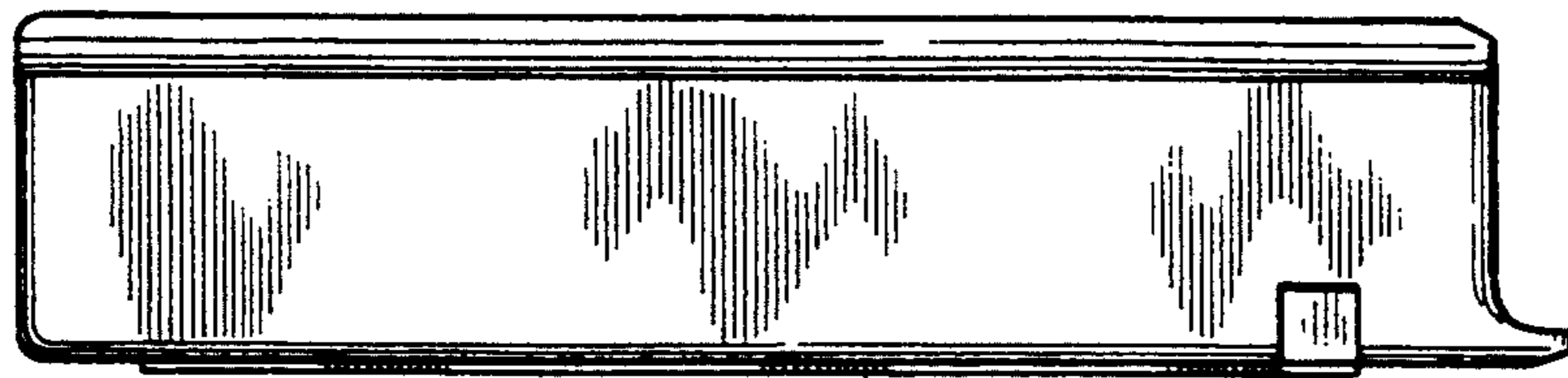


FIG. 6



FIG. 7

