



US00D349699S

United States Patent [19]

Sacher et al.

[11] Patent Number: Des. 349,699

[45] Date of Patent: ** Aug. 16, 1994

[54] TELEPHONE ANSWERING AND VOICE MESSAGING MACHINE

[75] Inventors: Ronen Sacher, Glenrock; Tamir T. Friedrich, Ramsey, both of N.J.; Abraham Leibson, Holicong, Pa.

[73] Assignee: Bogen Communications, Inc., Ramsey, N.J.

[**] Term: 14 Years

[21] Appl. No.: 8,480

[22] Filed: May 17, 1993

[52] U.S. Cl. D14/141

[58] Field of Search 379/76, 77, 419, 420, 379/428, 440, 441; D14/140, 141, 142, 240, 149-151, 241, 107, 100; D13/184, 164

[56] **References Cited**

U.S. PATENT DOCUMENTS

- D. 223,496 4/1972 Foresta D14/141
- D. 291,435 8/1987 Kawano et al. D14/141
- D. 293,780 1/1988 Martinez D14/141

- D. 296,688 7/1988 Maliskas D14/141
- D. 299,716 2/1989 Weisz et al. D14/141
- D. 303,965 10/1989 Helstad D14/151 X
- D. 315,895 4/1991 Paine et al. D14/114 X
- D. 332,465 1/1993 Johnson et al. D14/100 X
- D. 341,130 11/1993 Sherman D14/107
- 4,596,901 6/1986 Hanscom et al. D14/141 X


Primary Examiner—Alan P. Douglas
Assistant Examiner—Jeffrey Asch
Attorney, Agent, or Firm—Cobrin Gittes & Samuel

[57] **CLAIM**

The ornamental design for a telephone answering and voice messaging machine, as shown.

DESCRIPTION

FIG. 1 is a perspective view of the telephone answering and voice messaging machine showing our new design; FIG. 2 is a top view thereof; FIG. 3 is a front view thereof; FIG. 4 is a right side view thereof; FIG. 5 is a left side view thereof; FIG. 6 is a back view thereof; and, FIG. 7 is a bottom view thereof.






FIG. 1

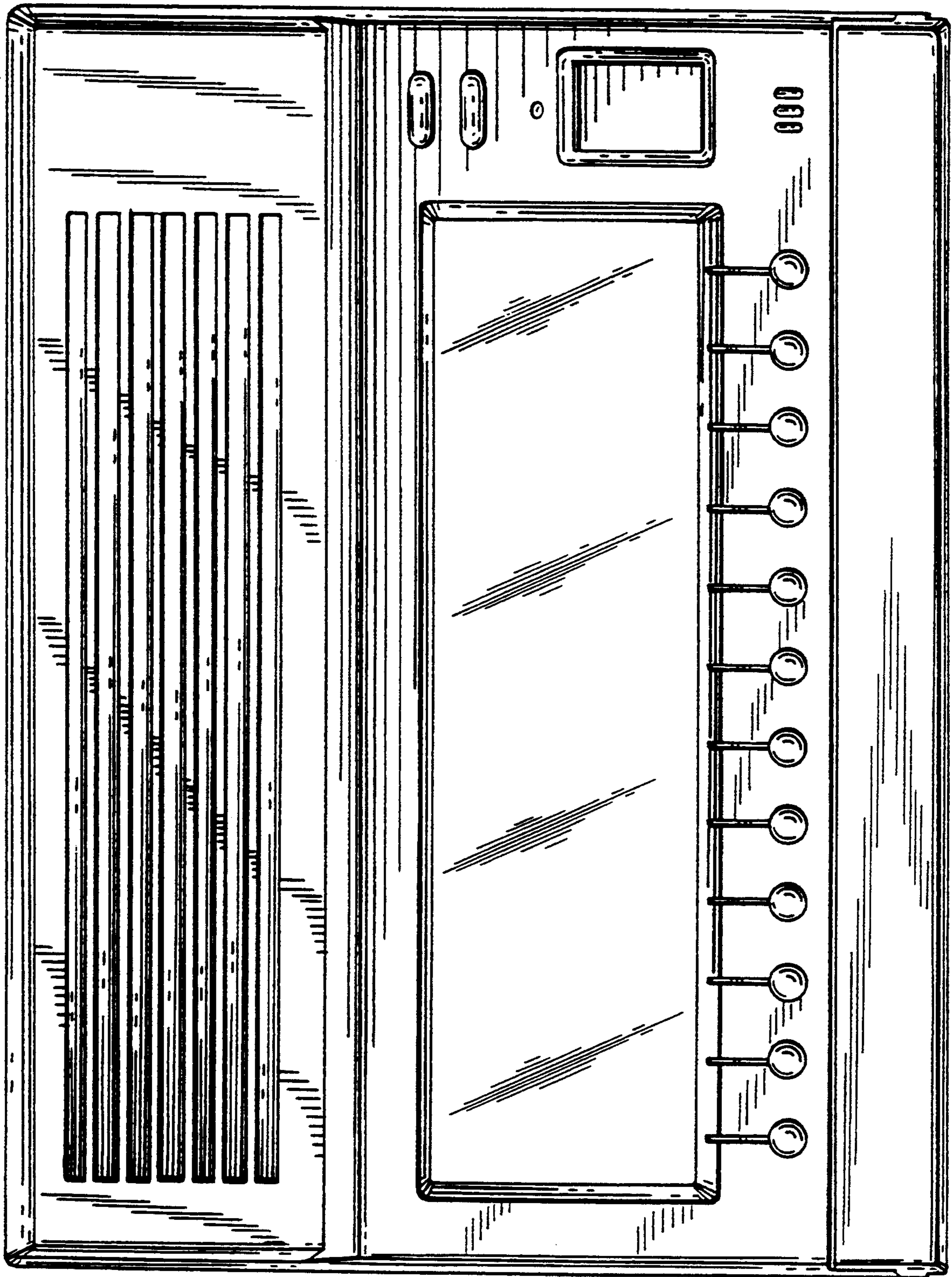


FIG. 2

FIG. 3

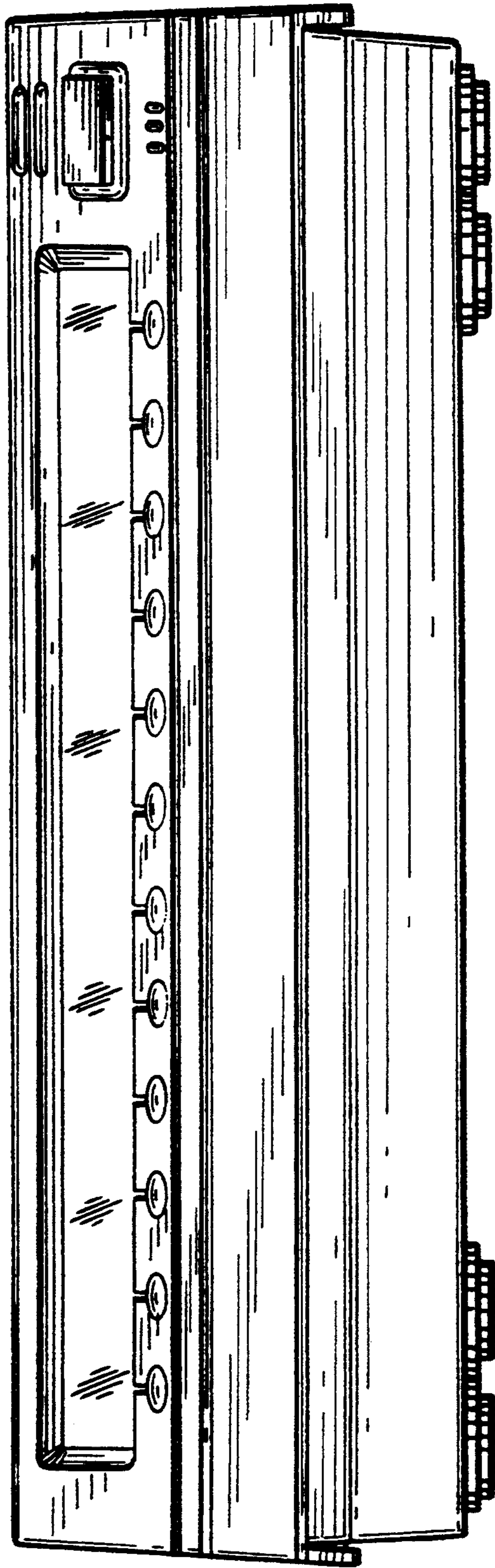


FIG. 4




FIG. 5


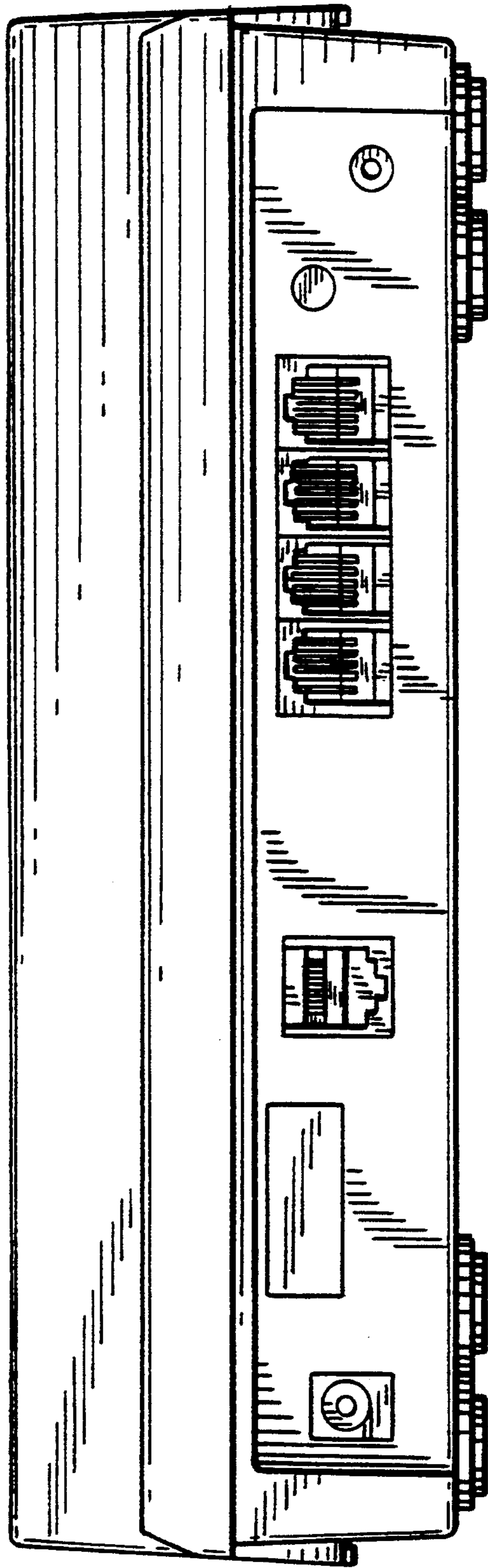


FIG. 6



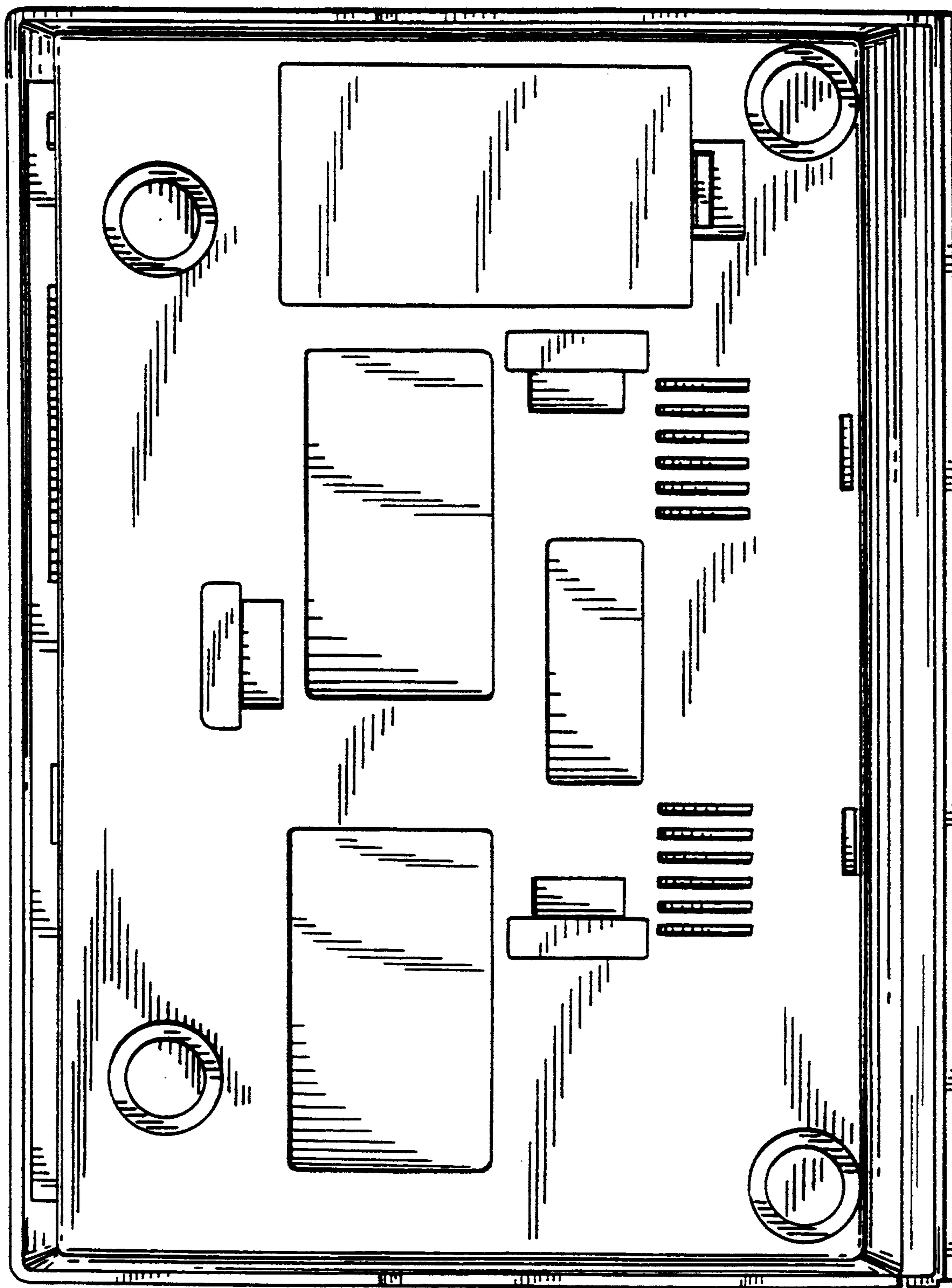


FIG. 7