



US00D349697S

United States Patent [19]
Fujino

[11] **Patent Number: Des. 349,697**
[45] **Date of Patent: ** Aug. 16, 1994**

[54] **SATELLITE COMMUNICATION
RECEIVING DEMODULATOR**
[75] **Inventor: Yoshio Fujino, Kobe, Japan**
[73] **Assignee: DX Antenna Company Limited,
Kobe, Japan**
[**] **Term: 14 Years**
[21] **Appl. No.: 866,543**
[22] **Filed: Apr. 10, 1992**
[52] **U.S. Cl. D14/125**
[58] **Field of Search 455/347; 358/191.1,
358/192.1; D14/124, 125, 299, 135**

D. 313,230 12/1990 Issacs D14/125
D. 319,051 8/1991 Suzuki D14/125

Primary Examiner—Bernard Ansher
Assistant Examiner—Richelle Shelton
Attorney, Agent, or Firm—Wegner, Cantor, Mueller & Player


[57] **CLAIM**

The ornamental design for a satellite communication receiving demodulator, as shown.

DESCRIPTION

FIG. 1 is a top perspective view of a satellite communication receiving demodulator showing my new design; FIG. 2 is a front elevational view thereof; FIG. 3 is a rear elevational view thereof; FIG. 4 is a left side elevational view thereof; FIG. 5 is a right side elevational view thereof; FIG. 6 is a top plan view thereof; and, FIG. 7 is a bottom plan view thereof.

[56] **References Cited**
U.S. PATENT DOCUMENTS
D. 264,969 6/1982 McGourty D14/124
D. 297,139 8/1988 Lee D14/125
D. 307,910 5/1990 Tominaga et al. D14/299



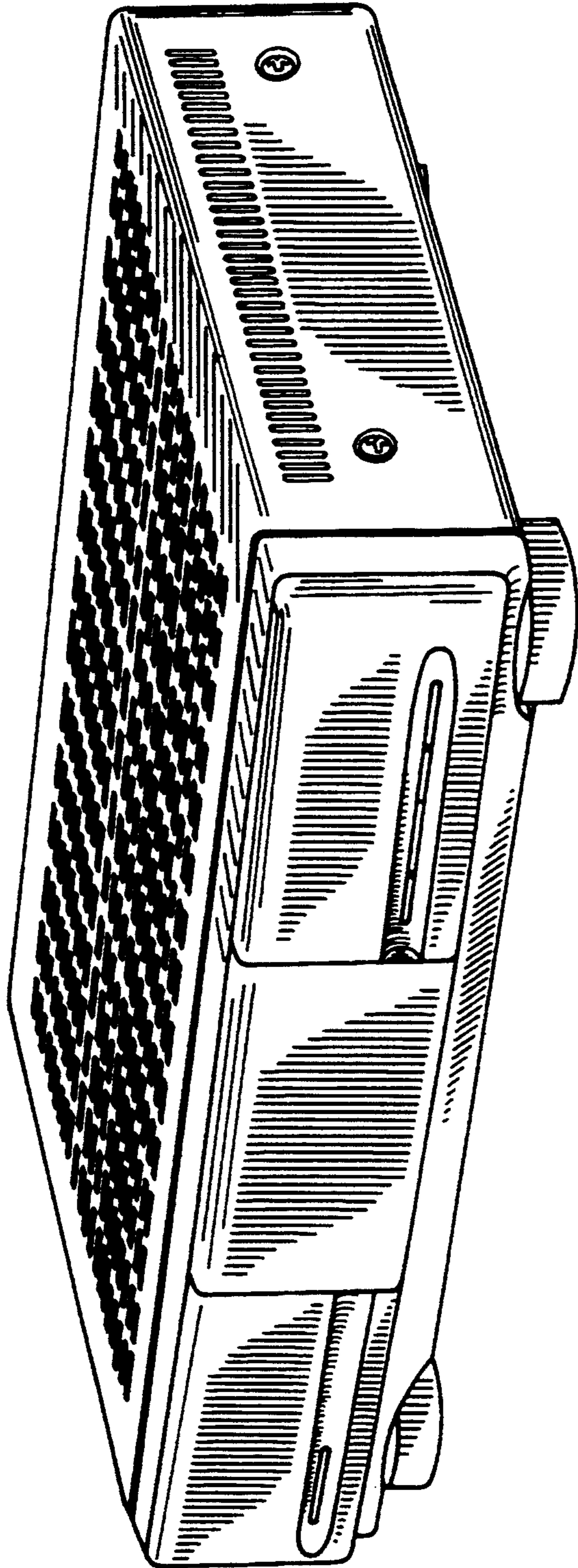


FIG. 1

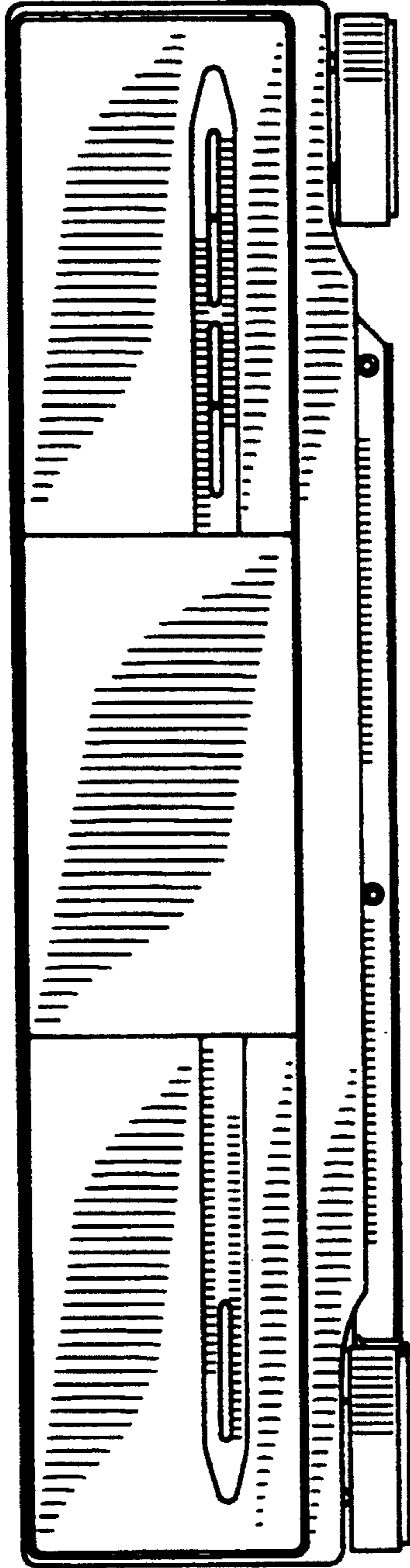


FIG. 2

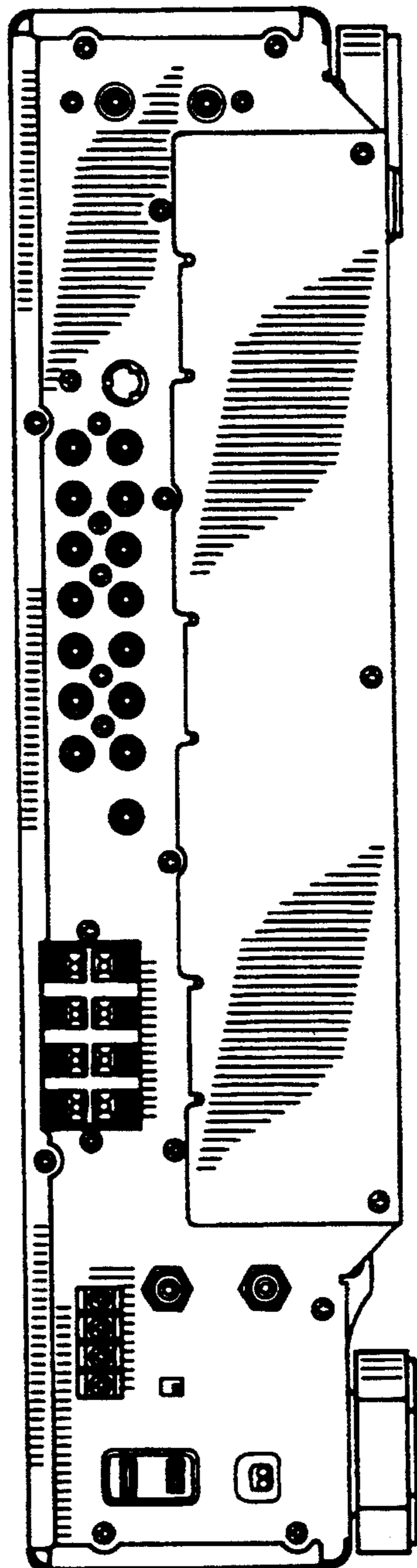


FIG. 3




FIG. 4




FIG. 5

FIG. 6




FIG. 7

