



US00D349693S

United States Patent [19]

[11] Patent Number: **Des. 349,693**

Brossardt

[45] Date of Patent: **** Aug. 16, 1994**

[54] **HOUSING FOR ENCLOSING A PERSONAL COMPUTER**

| | | | |
|-----------|---------|-------------------|-----------|
| 4,640,199 | 2/1987 | Zigman | 312/208 X |
| 4,696,522 | 9/1987 | Lowe | 312/208 X |
| 4,709,971 | 12/1987 | Leeds et al. | 312/282 X |
| 4,827,439 | 5/1989 | Licht | 361/390 X |
| 4,861,121 | 8/1989 | Gotz | 312/208 |

[75] Inventor: **Ansgar Brossardt, Krailling, Fed. Rep. of Germany**

[73] Assignee: **Rittal-Werk Rudolf Loh GmbH & Co. KG, Fed. Rep. of Germany**

[**] Term: **14 Years**

[21] Appl. No.: **492,867**

[22] Filed: **Mar. 12, 1990**

[30] **Foreign Application Priority Data**

Sep. 12, 1989 [DE] Fed. Rep. of Germany M8906401.1

[52] U.S. Cl. **D14/102; D6/432**

[58] Field of Search D6/432, 436, 443, 445, D6/446, 510, 511, 553, 555, 559, 560; 360/92; 361/390-395; 312/208, 282, 257.1, 315; D14/100, 102, 103, 104, 108; 109; D13/184, 199

[56] **References Cited**

U.S. PATENT DOCUMENTS

| | | | |
|------------|--------|-------------------------|-----------|
| D. 265,957 | 8/1982 | Wolf et al. | D6/446 |
| D. 293,530 | 1/1988 | Wright et al. | D6/510 |
| D. 302,772 | 8/1989 | Friedman | D6/555 |
| D. 319,227 | 8/1991 | Albert, Jr. et al. | D14/102 |
| 4,073,556 | 2/1978 | Wilson, Jr. | 312/282 X |

OTHER PUBLICATIONS

Custom-Aire Products Division. Sep. 4, 1959. p. 1 Walldesk.

Primary Examiner—Wallace R. Burke

Assistant Examiner—Freda S. Nunn

Attorney, Agent, or Firm—Speckman, Pauley & Fejer


[57] **CLAIM**

The ornamental design for a housing for enclosing a personal computer, as shown and described.

DESCRIPTION

FIG. 1 is a left side perspective view of a housing for enclosing a personal computer showing my new design with a recess in an upper part for a computer screen, a hinged front plate below the recess for the computer screen, a recess for supporting a keyboard and a hinged cabinet door for a lower part of the housing; and, FIG. 2 is a left side perspective view thereof with the hinged front plate in a closed position.

The broken lines are shown in the figures for illustrative purposes only and form no part of the claimed design. The undisclosed rear elevational view is planar and unornamented and the right side elevational view is identical in appearance to the left side.






FIG. 1




FIG. 2