



US00D349683S

United States Patent [19]

[11] Patent Number: **Des. 349,683**

Arens

[45] Date of Patent: **** Aug. 16, 1994**

[54] **SPARK PLUG EXTENDER**

[75] Inventor: **Ulf Arens, San Diego, Calif.**

[73] Assignee: **Viking Autotronic, Inc., North Miami Beach, Fla.**

[**] Term: **14 Years**

[21] Appl. No.: **927,359**

[22] Filed: **Aug. 10, 1992**

[52] U.S. Cl. **D13/127**

[58] Field of Search 123/169 PA, 266, 647;
439/125; D13/127

[56] **References Cited**

U.S. PATENT DOCUMENTS

D. 209,397	11/1967	Weiner	D13/127
3,178,661	4/1965	Kirchgessner	439/125 X
3,213,840	10/1965	Corfield et al.	123/148
3,704,701	12/1972	Struber et al.	123/599
3,874,354	4/1975	Crouch	123/148 E
3,964,461	6/1976	Wesemeyer et al.	123/198 DC
4,036,201	7/1977	Burson	123/599 X
4,095,577	6/1978	Anderson	123/599
4,217,873	8/1980	Nishio et al.	123/653
4,369,758	1/1983	Endo	123/605 X

4,515,139	5/1985	St. Ledger	123/599
4,565,179	1/1986	Nytmot et al.	123/599
4,712,521	12/1987	Campan	123/149 C
4,944,259	7/1990	Richardson	123/647 X
5,101,803	4/1992	Nakamura et al.	123/169 PA X

FOREIGN PATENT DOCUMENTS

1315863	12/1962	France	439/125
80419	3/1963	France	439/125

Primary Examiner—Wallace R. Burke

Assistant Examiner—Joel Sincavage


Attorney, Agent, or Firm—Poms, Smith, Lande & Rose

[57] **CLAIM**

The ornamental design for a spark plug extender, as shown and described.

DESCRIPTION

FIG. 1 is a perspective view a sparkplug extender showing my new design;
 FIG. 2 is a side view thereof, all side views being the same except for the appearance of the bottom portion;
 FIG. 3 is a top view thereof, including a top contact post centered within an insulator; and,
 FIG. 4 is a bottom view thereof, including a rubber insulating boot surrounding a lower contact.






FIG. 1




FIG. 2

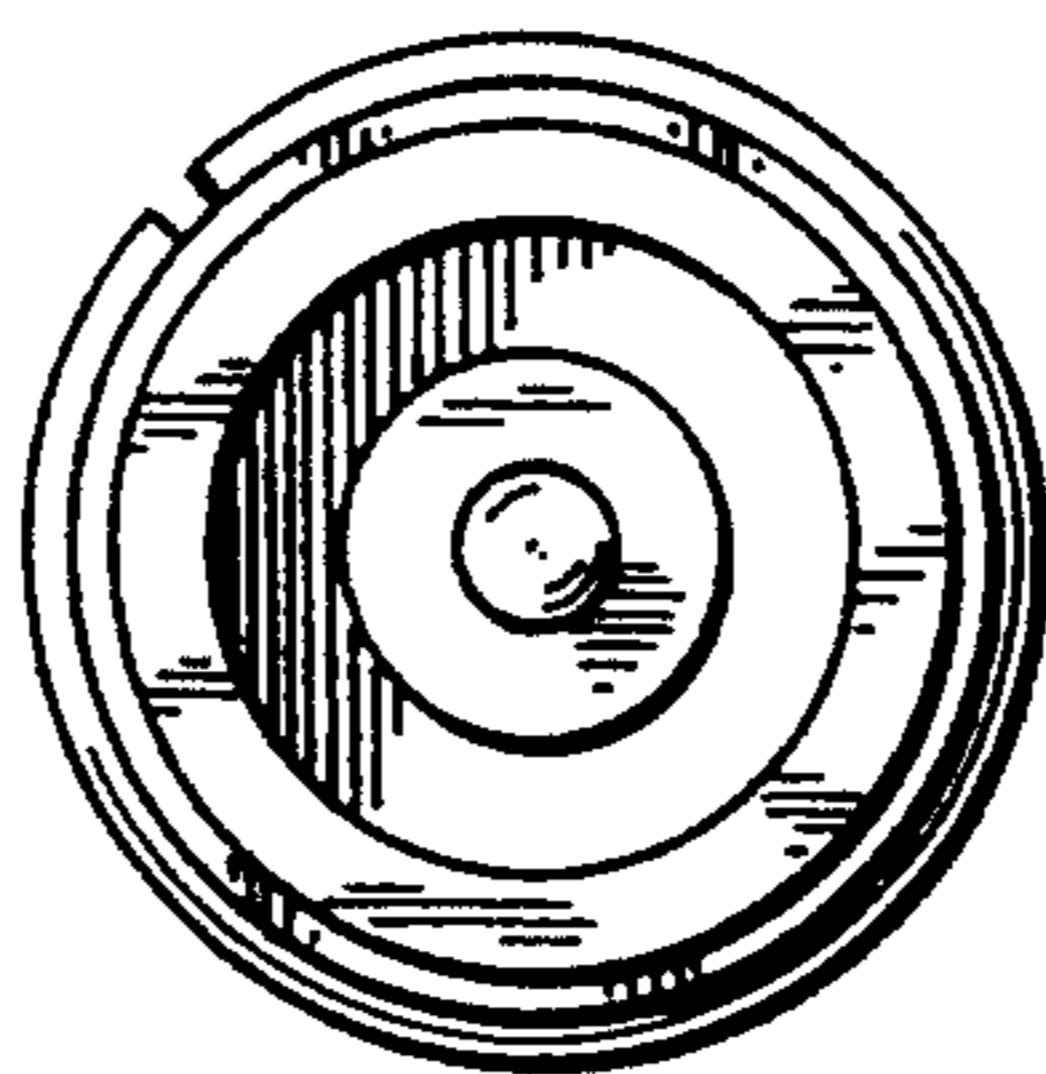


FIG. 3

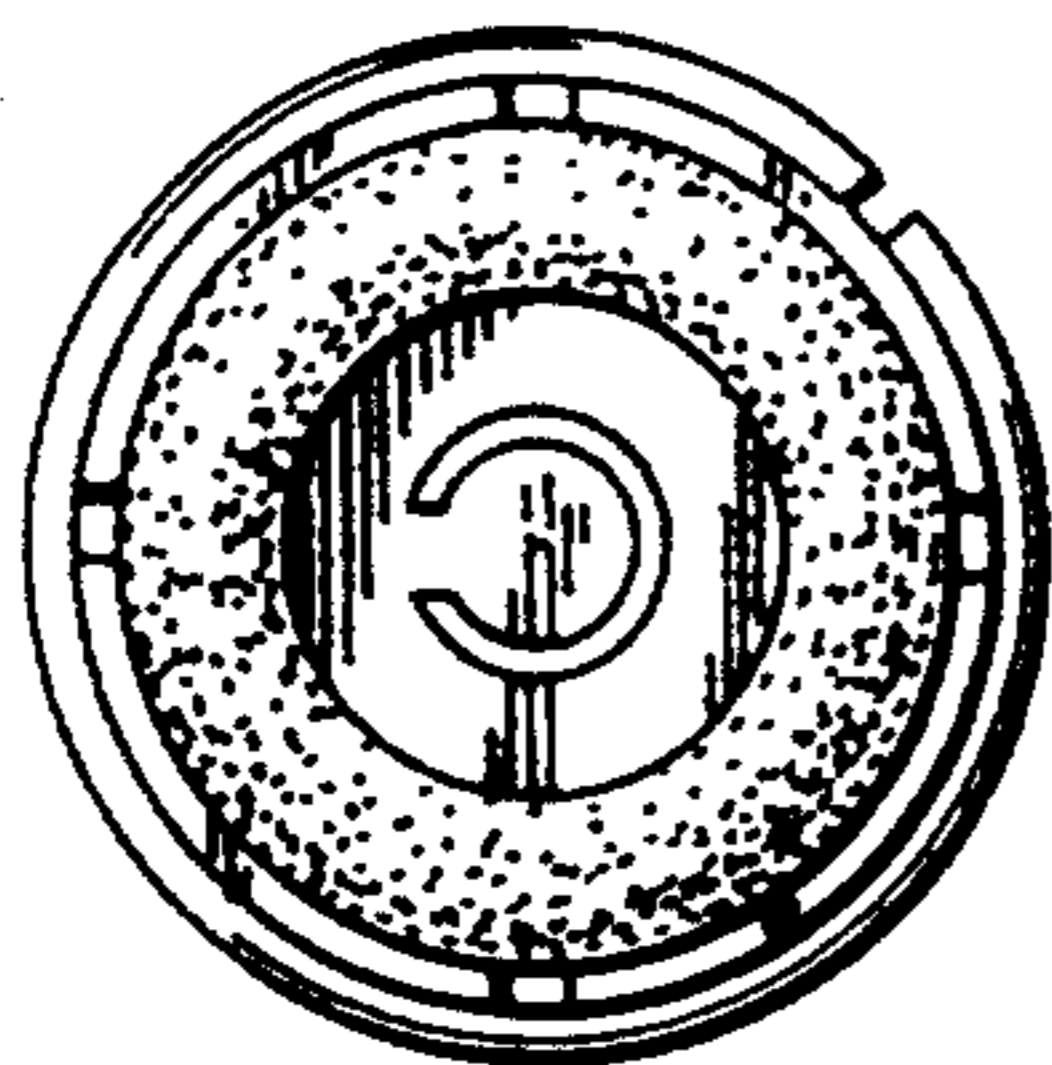


FIG. 4