



US00D349675S

# United States Patent [19]

[11] Patent Number: **Des. 349,675**

Shinohara et al.

[45] Date of Patent: **\*\* Aug. 16, 1994**

[54] **AUTOMOBILE TIRE**

[75] Inventors: **Kazunori Shinohara; Shinichi Abe,**  
both of Tokyo, Japan

[73] Assignee: **Bridgestone Corporation,** Tokyo,  
Japan

[\*\*] Term: **14 Years**

[21] Appl. No.: **9,197**

[22] Filed: **Jun. 8, 1993**

[30] **Foreign Application Priority Data**

Dec. 9, 1992 [JP]	Japan .....	4-36007
[52] U.S. Cl. ....		<b>D12/147</b>
[58] Field of Search .....	152/209 R, 209 B, 209 D;	<b>D12/145-151</b>

[56] **References Cited**

**U.S. PATENT DOCUMENTS**

D. 300,017	2/1989	Cottrell .....	D12/147
D. 339,775	9/1993	Himuro et al. ....	D12/147

**OTHER PUBLICATIONS**

1988 Tread Design Guide, p. 58, Passport II (P) Tire, third row down from top, right side of page.

*Primary Examiner*—James M. Gandy  
*Attorney, Agent, or Firm*—Sughrue, Mion, Zinn,  
Macpeak & Seas

[57] **CLAIM**

The ornamental design for an automobile tire, as shown and described.

**DESCRIPTION**

FIG. 1 is a perspective view of an automobile tire showing our new design, it being understood that the tread pattern is repeated uniformly throughout the circumference of the tire;

FIG. 2 is a front elevation view thereof, a rear elevation view, a top elevation view and a bottom view are identical with the front elevation view;

FIG. 3 is a left side elevation view thereof, a right side elevation view is identical with the left side elevation view;

FIG. 4 is an enlarged fragmentary front elevation view thereof; and,

FIG. 5 is a cross-sectional view taken along line 5—5 in FIG. 4.

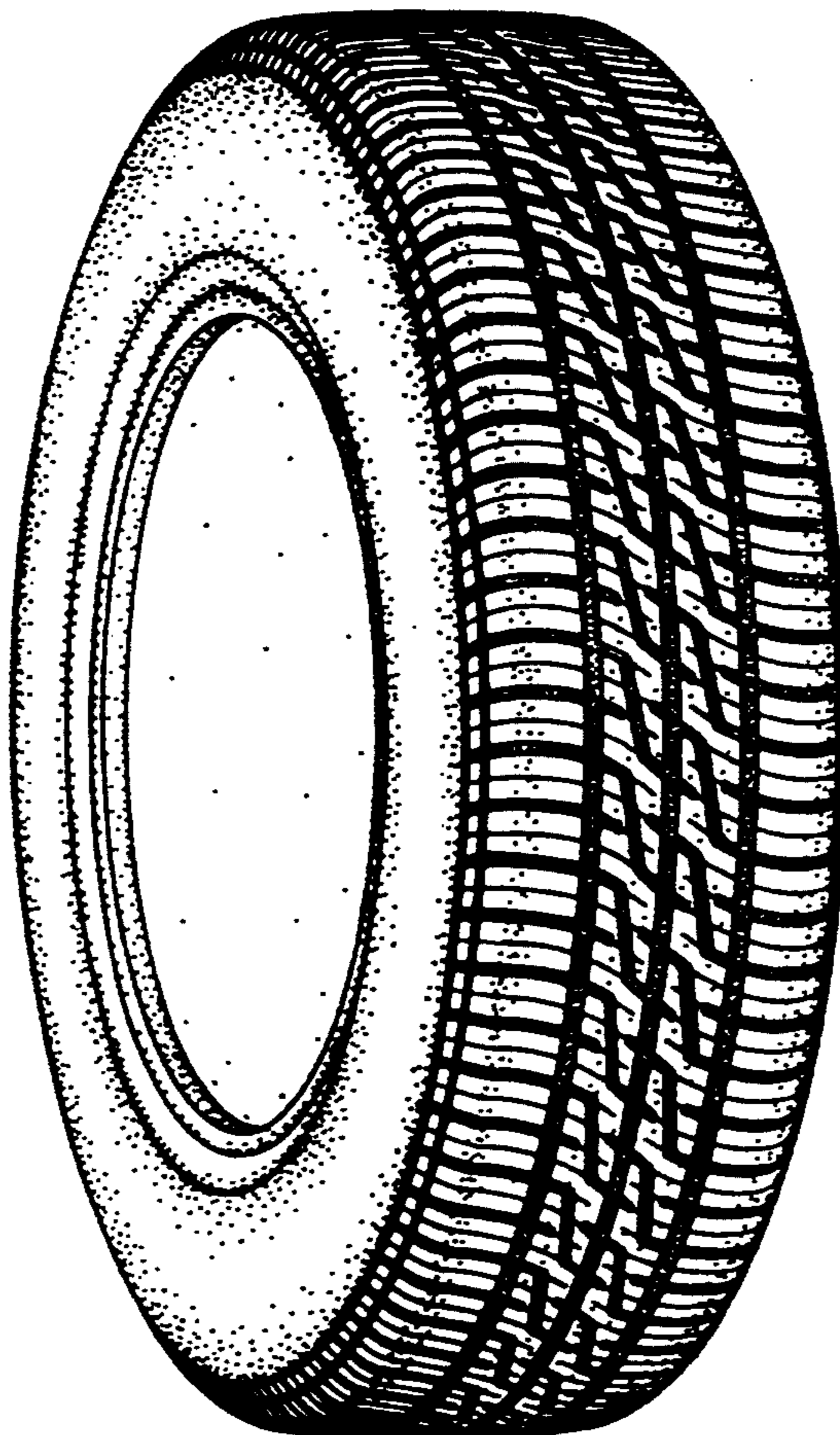


FIG.1

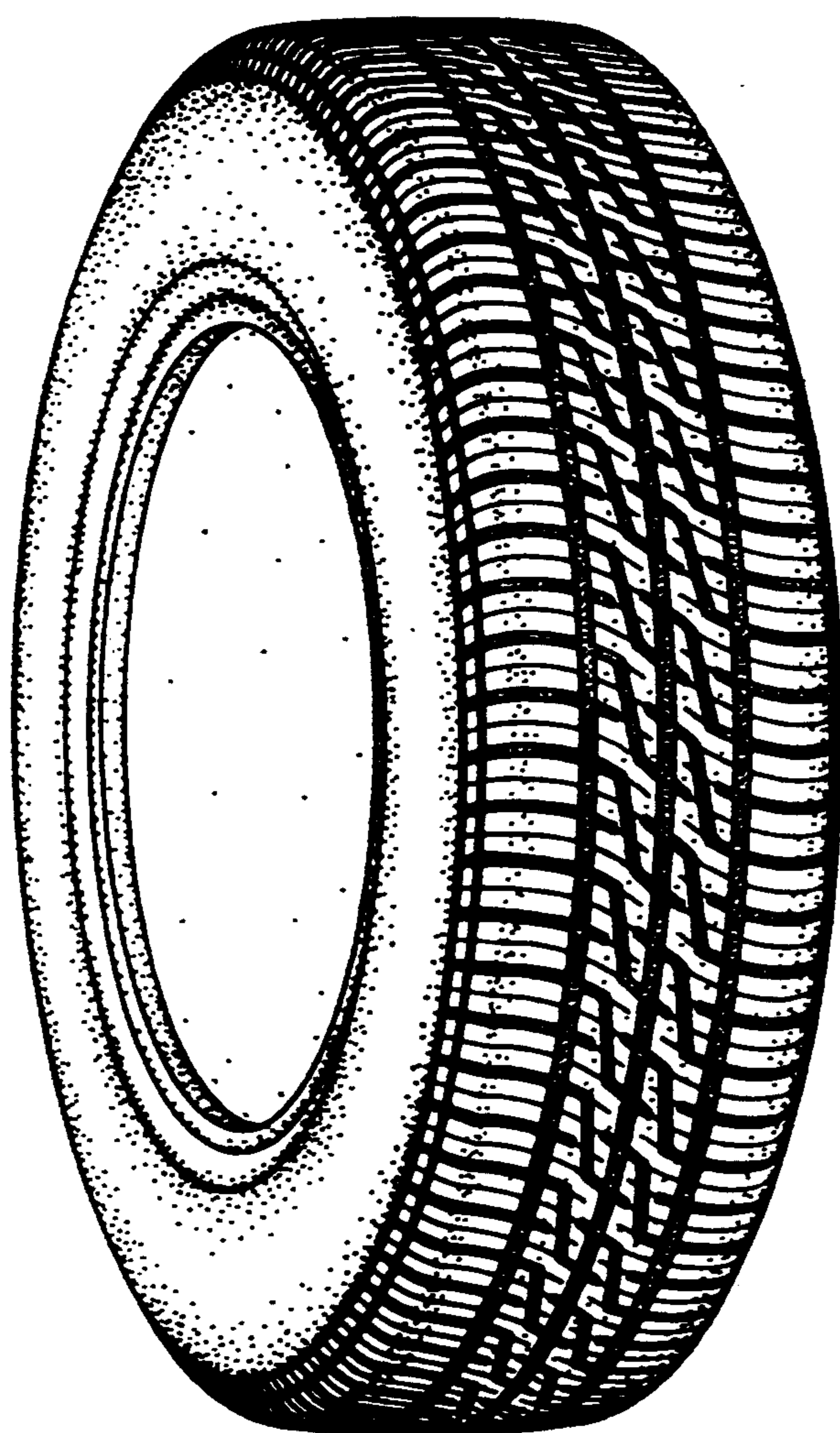


FIG.2




FIG.3

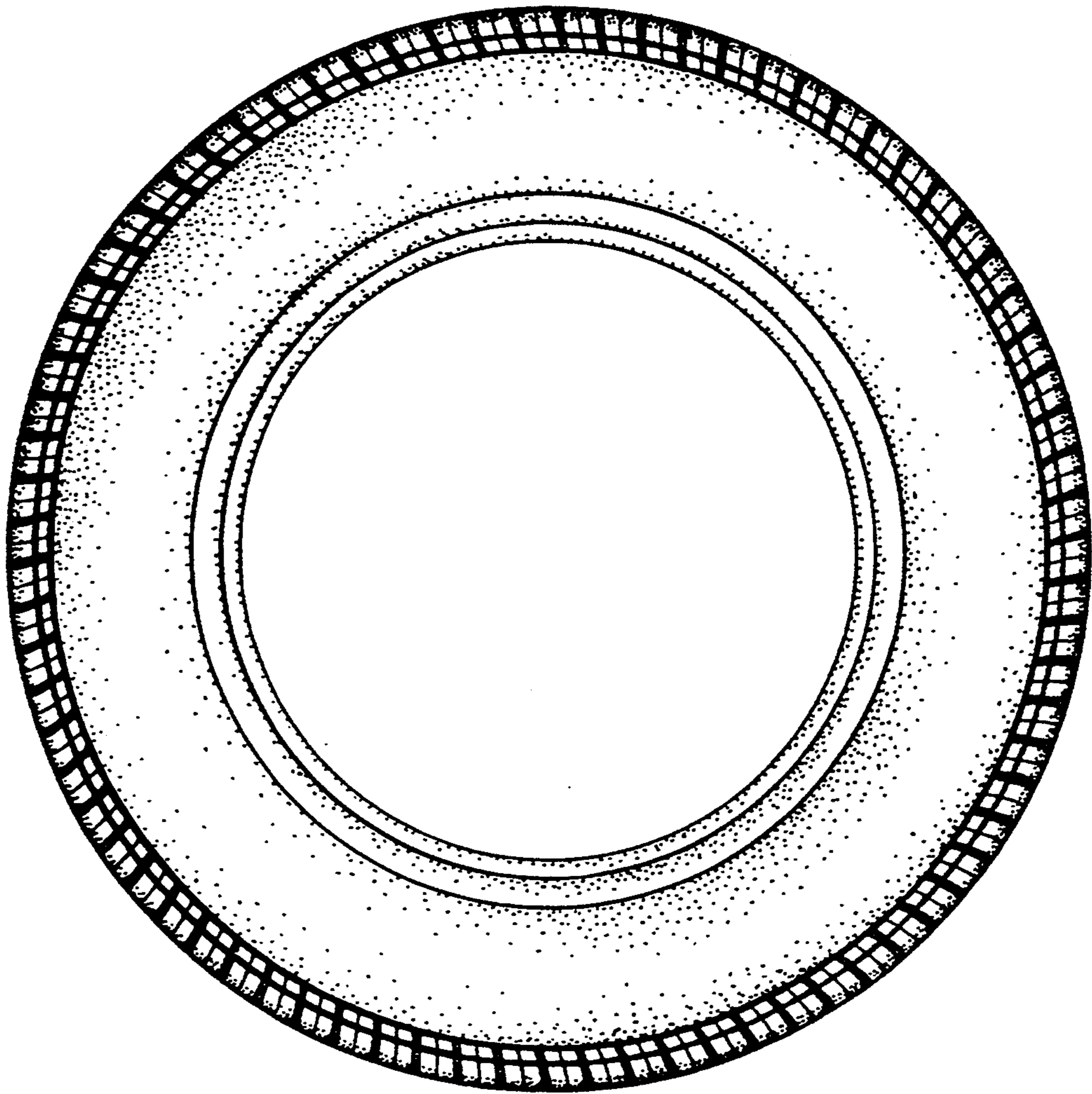


FIG.4

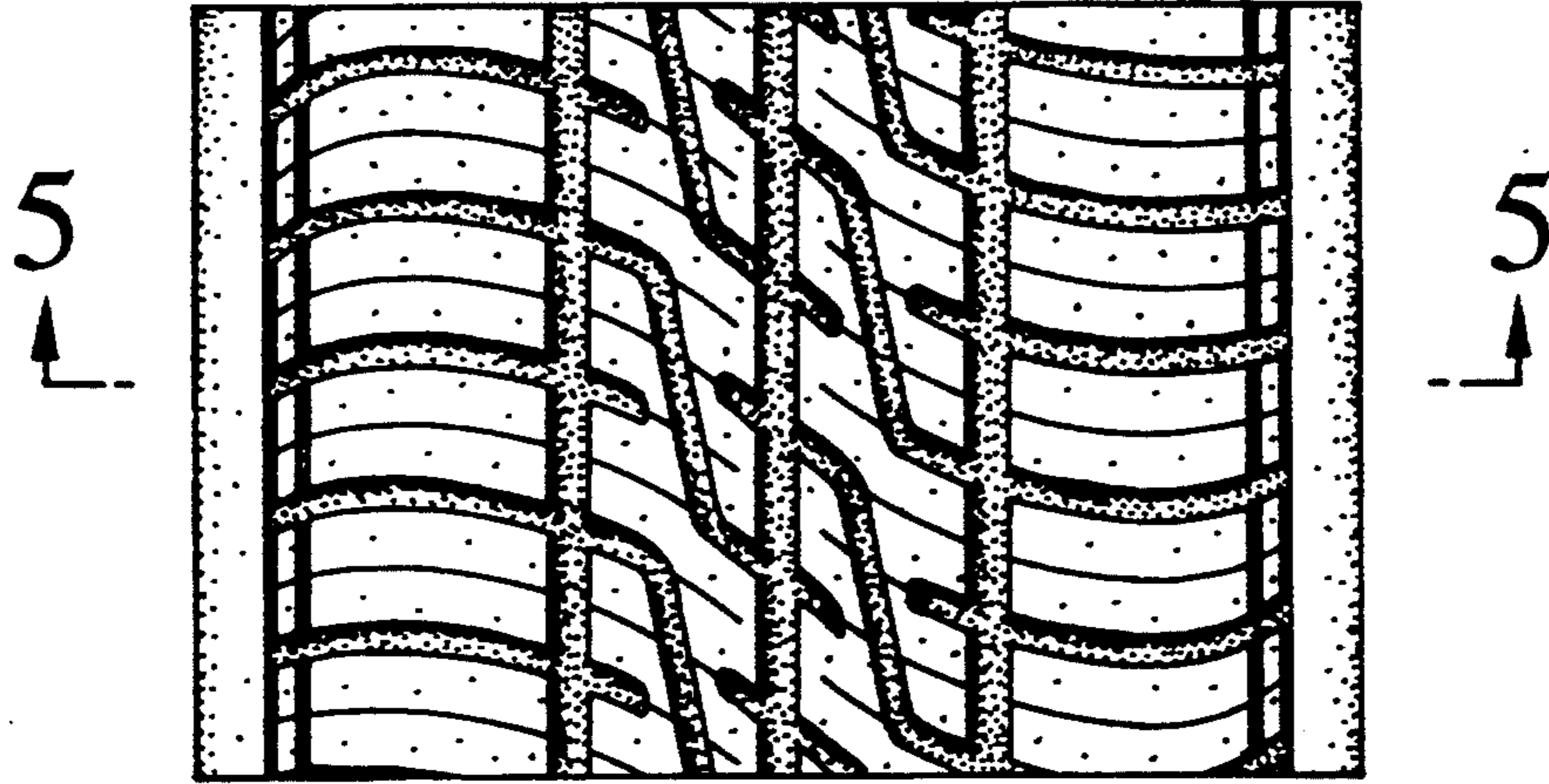


FIG.5

