



US00D349665S

United States Patent [19]
Franklin

[11] **Patent Number: Des. 349,665**
[45] **Date of Patent: ** Aug. 16, 1994**

[54] **BUCKLE**

[75] **Inventor: Dana Franklin, Denver, Colo.**

[73] **Assignee: Samsonite Corporation, Denver, Colo.**

[**] **Term: 14 Years**

[21] **Appl. No.: 5,508**

[22] **Filed: Mar. 4, 1993**

Related U.S. Application Data

[62] **Division of Ser. No. 670,206, Mar. 15, 1991, Pat. No. Des. 333,803.**
[52] **U.S. Cl. D11/218; D11/200**
[58] **Field of Search 24/633, 631, 641, 616, 24/170, 305, 69 CT, 69 R, 69 ST, 68 SB, 200; D11/200, 201, 208, 215-218, 231-232, 241; D20/27**

[56]

References Cited

U.S. PATENT DOCUMENTS

33,687 12/1900 Weber D11/218
D. 64,374 4/1924 Schaaff D11/218
3,495,305 2/1970 Mezerenyi et al. 24/200 X
4,309,799 1/1992 Noda D11/218 X

Primary Examiner—Ralf T. Seifert
Attorney, Agent, or Firm—Gregory W. O'Connor

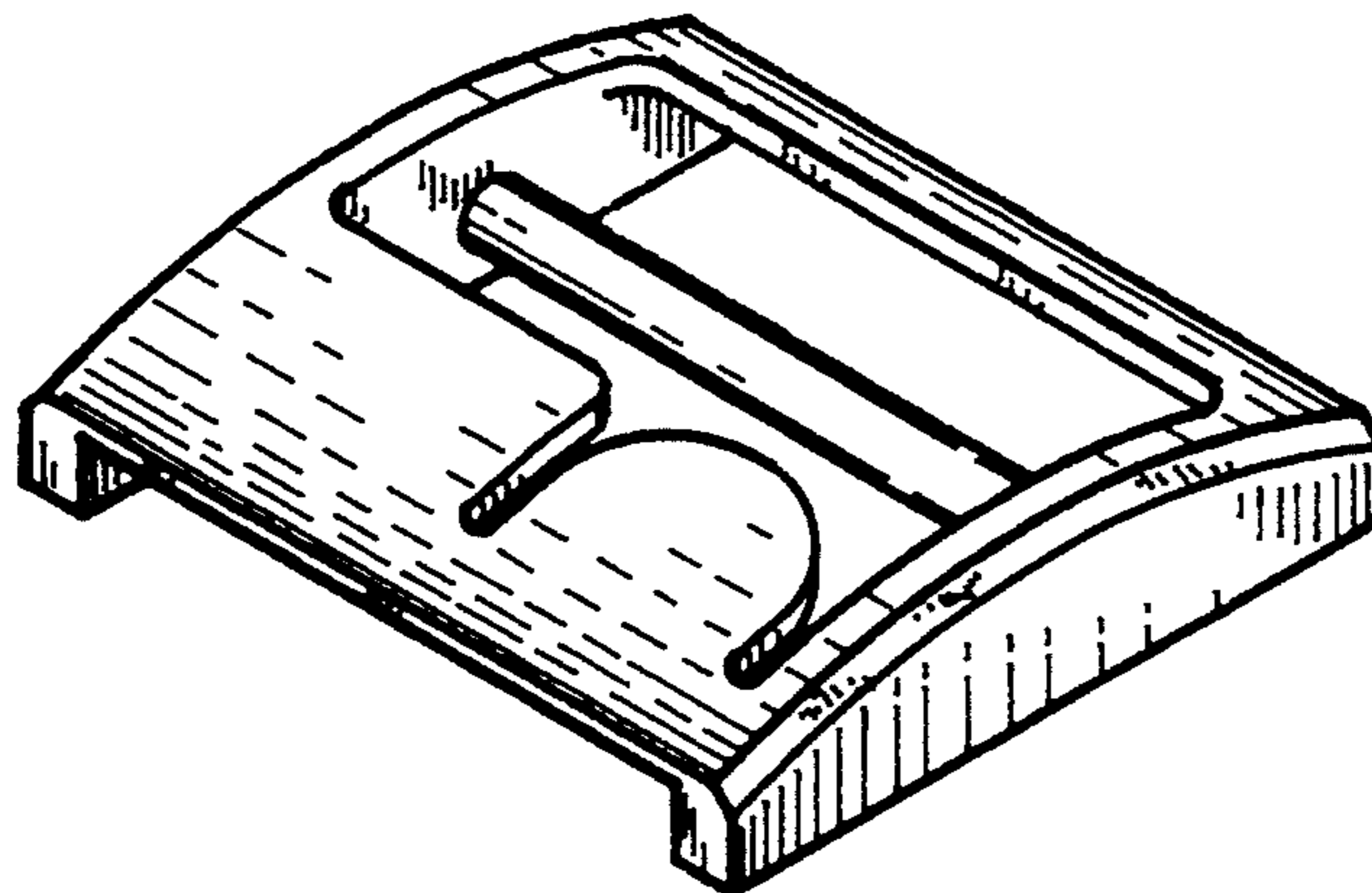
[57]

CLAIM

The ornamental design for a buckle, as shown and described.

DESCRIPTION

FIG. 1 is an end, top and right side perspective view of a buckle showing my new design;
FIG. 2 is an end view as seen from the end opposite that shown in FIG. 1;
FIG. 3 is a left side view thereof;
FIG. 4 is a top plan view thereof, showing the top surface shown in FIG. 1;
FIG. 5 is a right side view thereof;
FIG. 6 is an end view thereof; and,
FIG. 7 is a bottom plan view thereof, showing the surface opposite from that shown in FIG. 1.



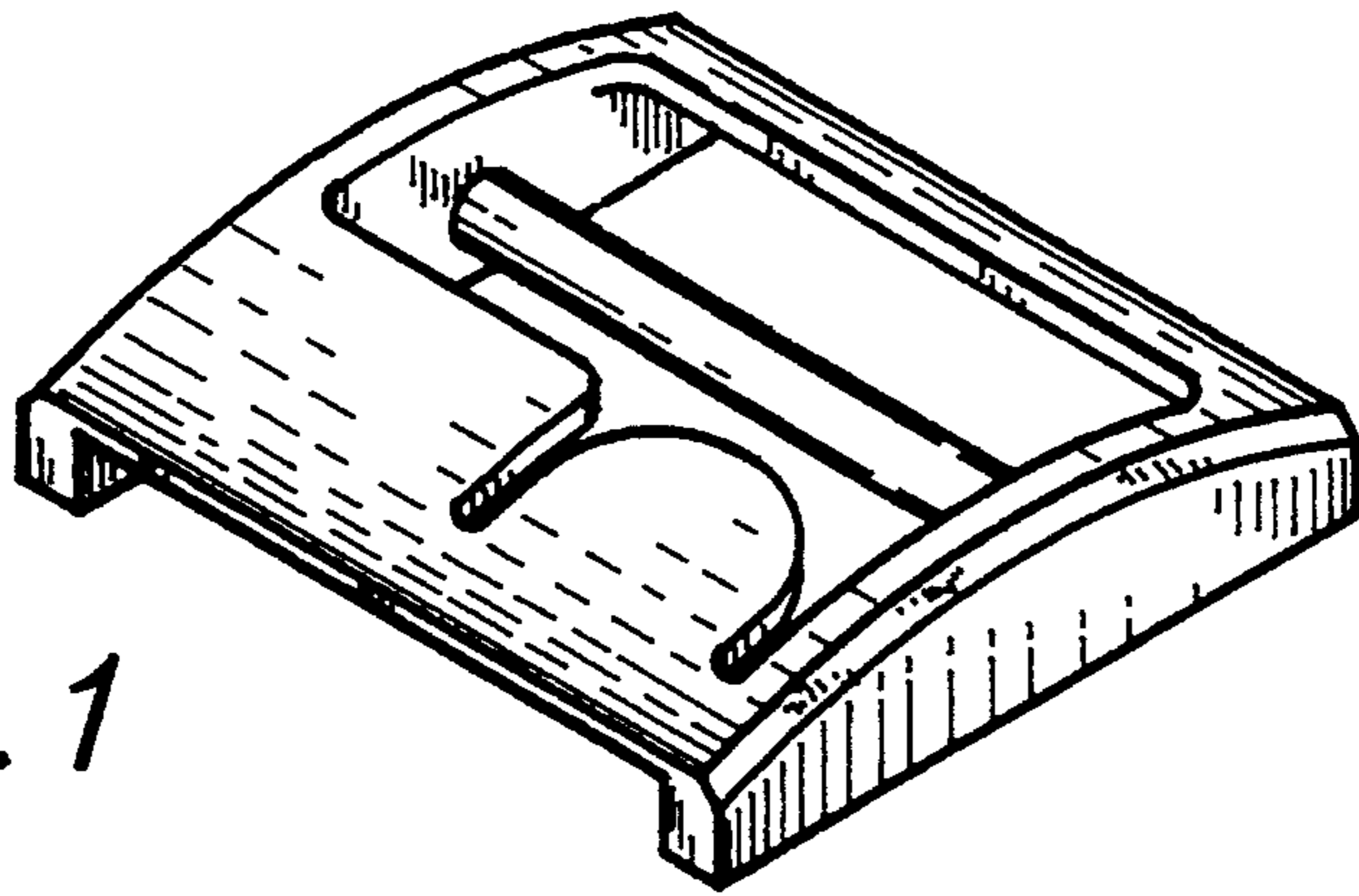


Fig. 1




Fig. 2



Fig. 3

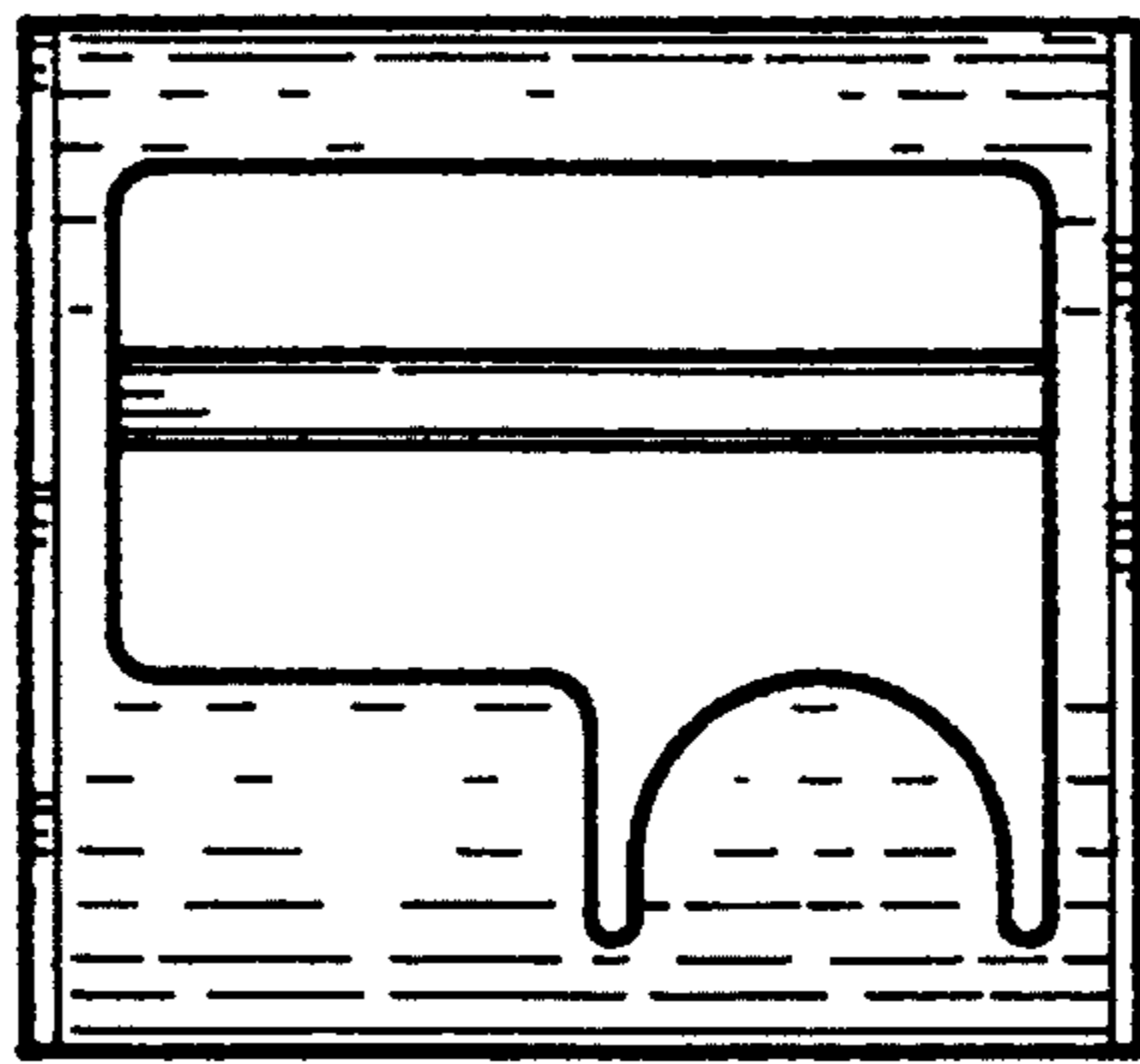


Fig. 4



Fig. 5



Fig. 6

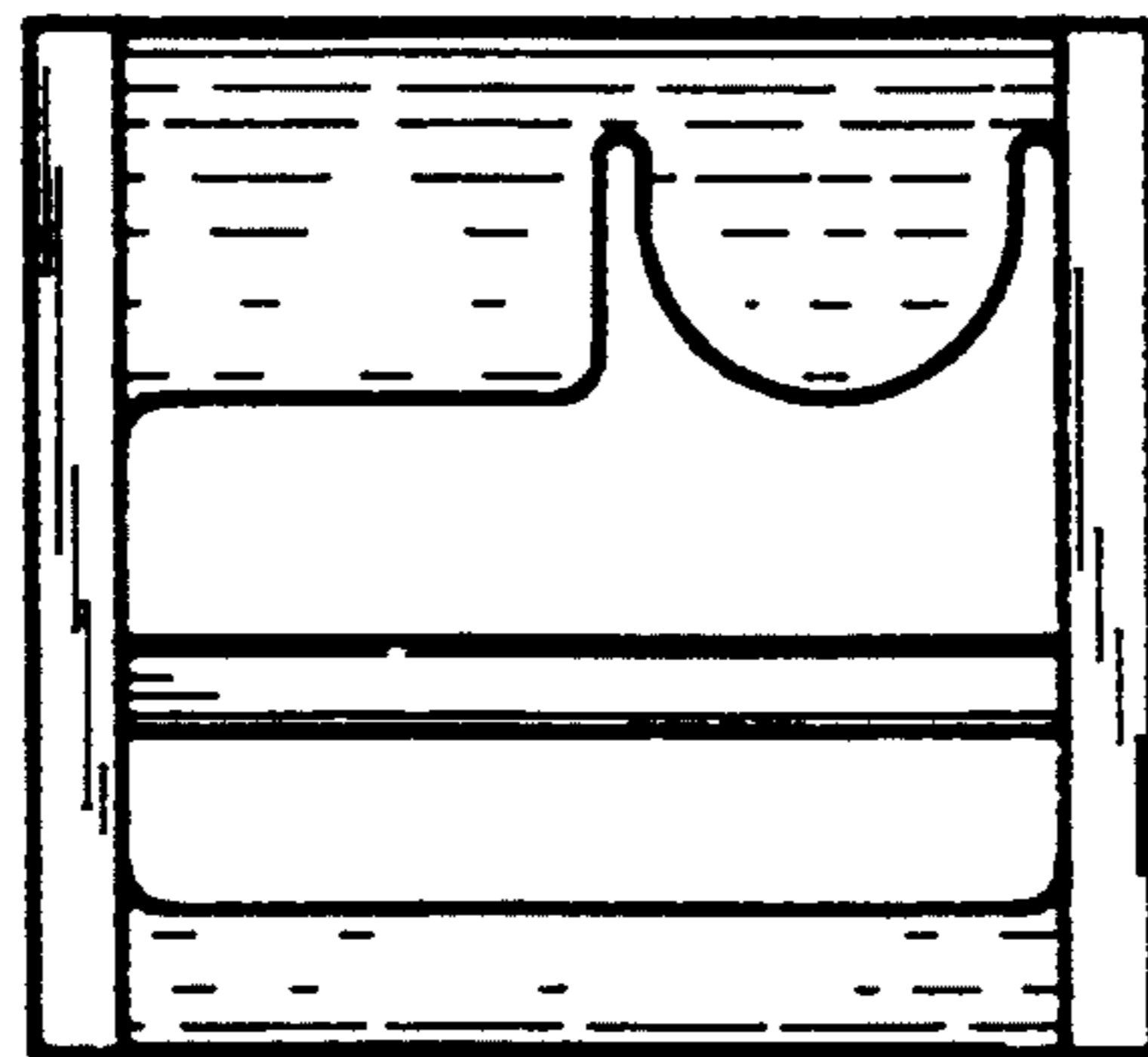


Fig. 7