



US00D349656S

# United States Patent [19]

[11] Patent Number: **Des. 349,656**

MacLeod

[45] Date of Patent: **\*\* Aug. 16, 1994**

[54] **STRAIGHT EDGE COIL CUTTER**

[76] Inventor: **Allan MacLeod**, 4917 Epsom Court,  
Niagara Falls, Ontario, Canada, L2H  
1V8

[\*\*] Term: **14 Years**

[21] Appl. No.: **263**

[22] Filed: **Oct. 9, 1992**

[52] U.S. Cl. .... **D10/65**

[58] Field of Search ..... 33/433, 468, 469, 470,  
33/474, 479, 471, 472, 473; D10/63, 64, 65

[56] **References Cited**

**U.S. PATENT DOCUMENTS**

D. 259,108	5/1981	Holler, III	.....	D10/65
1,000,221	8/1911	Wilms	.....	33/479
1,268,711	6/1918	Griffiths	.....	33/469
1,458,152	6/1923	Schenck	.....	33/479
4,825,559	5/1989	Santos	.....	33/479 X

**FOREIGN PATENT DOCUMENTS**

62880 10/1944 Fed. Rep. of Germany ..... 33/479  
827465 1/1952 Fed. Rep. of Germany ..... 33/479

*Primary Examiner*—Alan P. Douglas  
*Assistant Examiner*—Antoine D. Davis  
*Attorney, Agent, or Firm*—Hugh E. Smith

[57] **CLAIM**

The ornamental design for a straight edge coil cutter, as shown and described.

**DESCRIPTION**

FIG. 1 is a front elevational view of the straight edge coil cutter showing my new design;  
FIG. 2 is a rear elevational view thereof;  
FIG. 3 is a left side elevational view thereof;  
FIG. 4 is a right side elevational view thereof;  
FIG. 5 is a top plan view thereof;  
FIG. 6 is a bottom plan view thereof; and,  
FIG. 7 is an isometric view thereof.

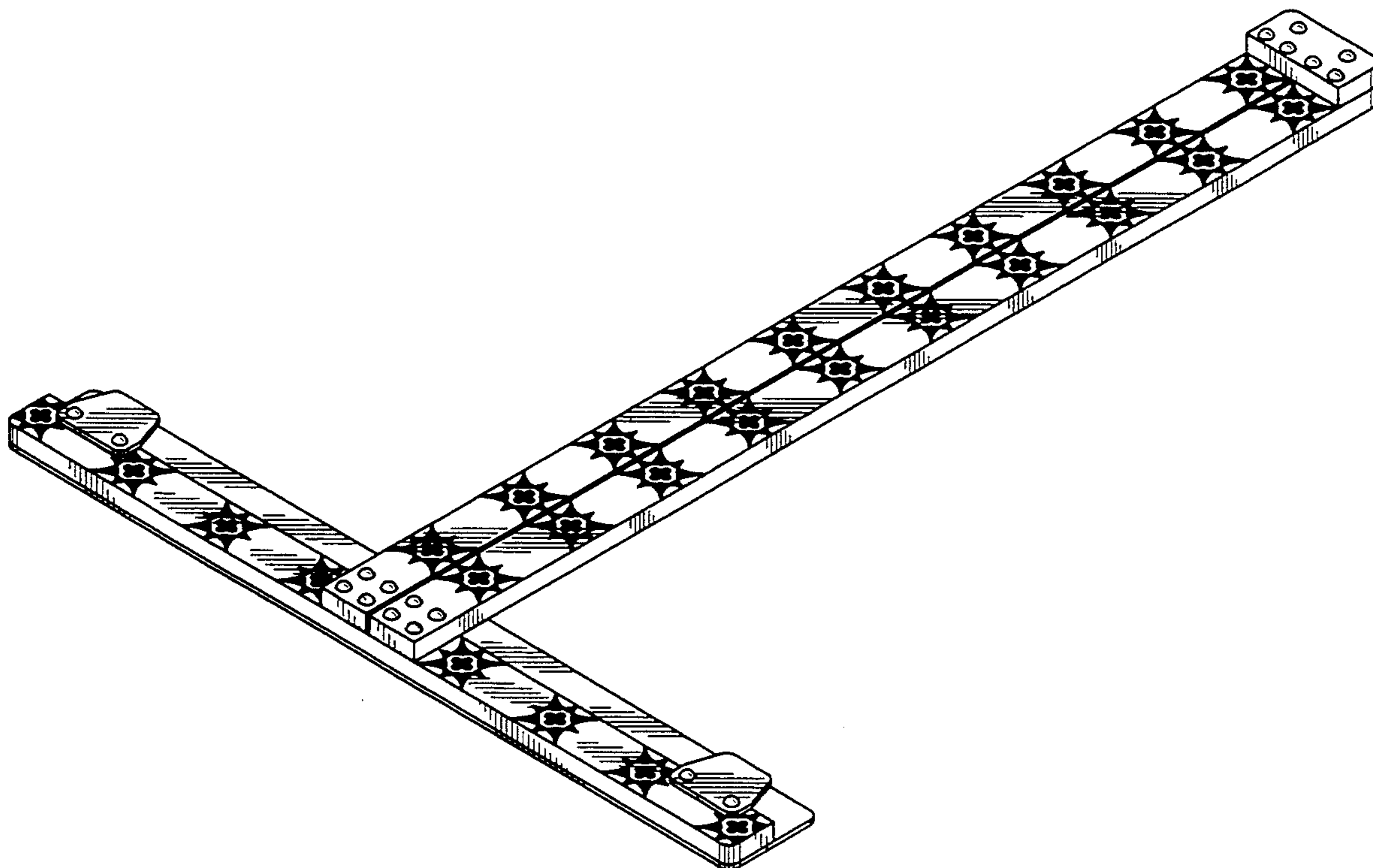


FIG. 1




FIG. 2

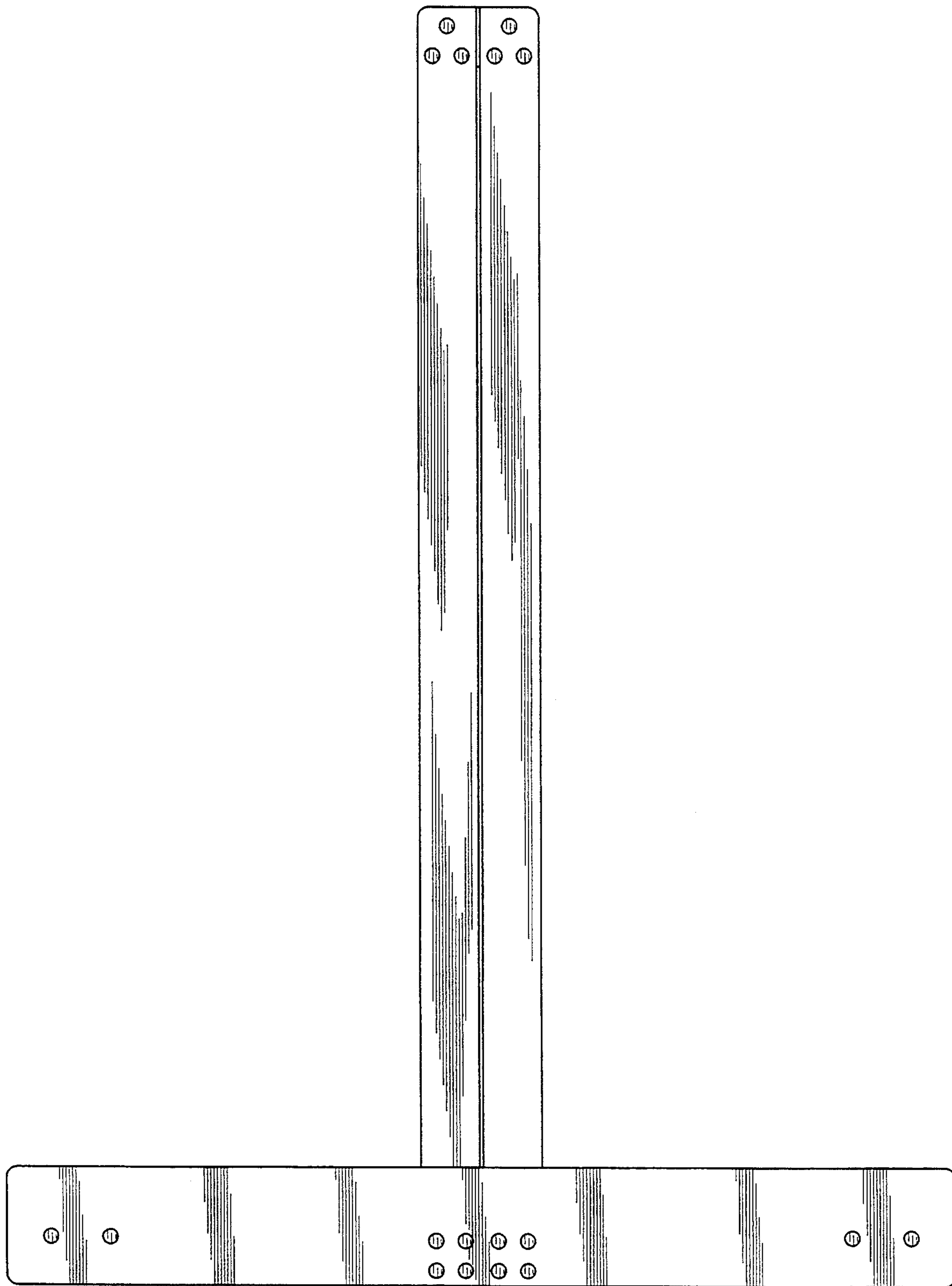


FIG. 3

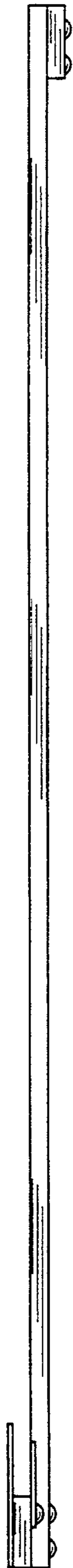


FIG. 4



FIG. 5




FIG. 6



FIG. 7

