



US00D349653S

United States Patent [19] Giardiello

[11] Patent Number: **Des. 349,653**

[45] Date of Patent: **** Aug. 16, 1994**

[54] WATCH CASE

D. 339,990 10/1993 Polenberg D10/39

[75] Inventor: **Barbara Giardiello**, Naples, Italy

OTHER PUBLICATIONS

[73] Assignee: **Arttime S.A.**, Neuchatel, Switzerland

W. Bell Cat.-1985-p. 121-Watch #5 at top-right.
Hong Kong Enterprise-Jul. 1988-p. 19-Watch at center.
Hong Kong Enterprise-Jun. 1990-p. 248-Watch #37106 at bottom-2nd from left.

[**] Term: **14 Years**

[21] Appl. No.: **883,721**

Primary Examiner-Nelson C. Holtje
Attorney, Agent, or Firm-McGlew and Tuttle

[22] Filed: **May 15, 1992**

[30] Foreign Application Priority Data

[57] CLAIM

Nov. 18, 1991 [XH] Hague DMA/001 634

The ornamental design for a watch case, as shown and described.

[52] U.S. Cl. **D10/30**

[58] Field of Search 368/280-282,
368/276-277, 285; D10/1-40, 122-132

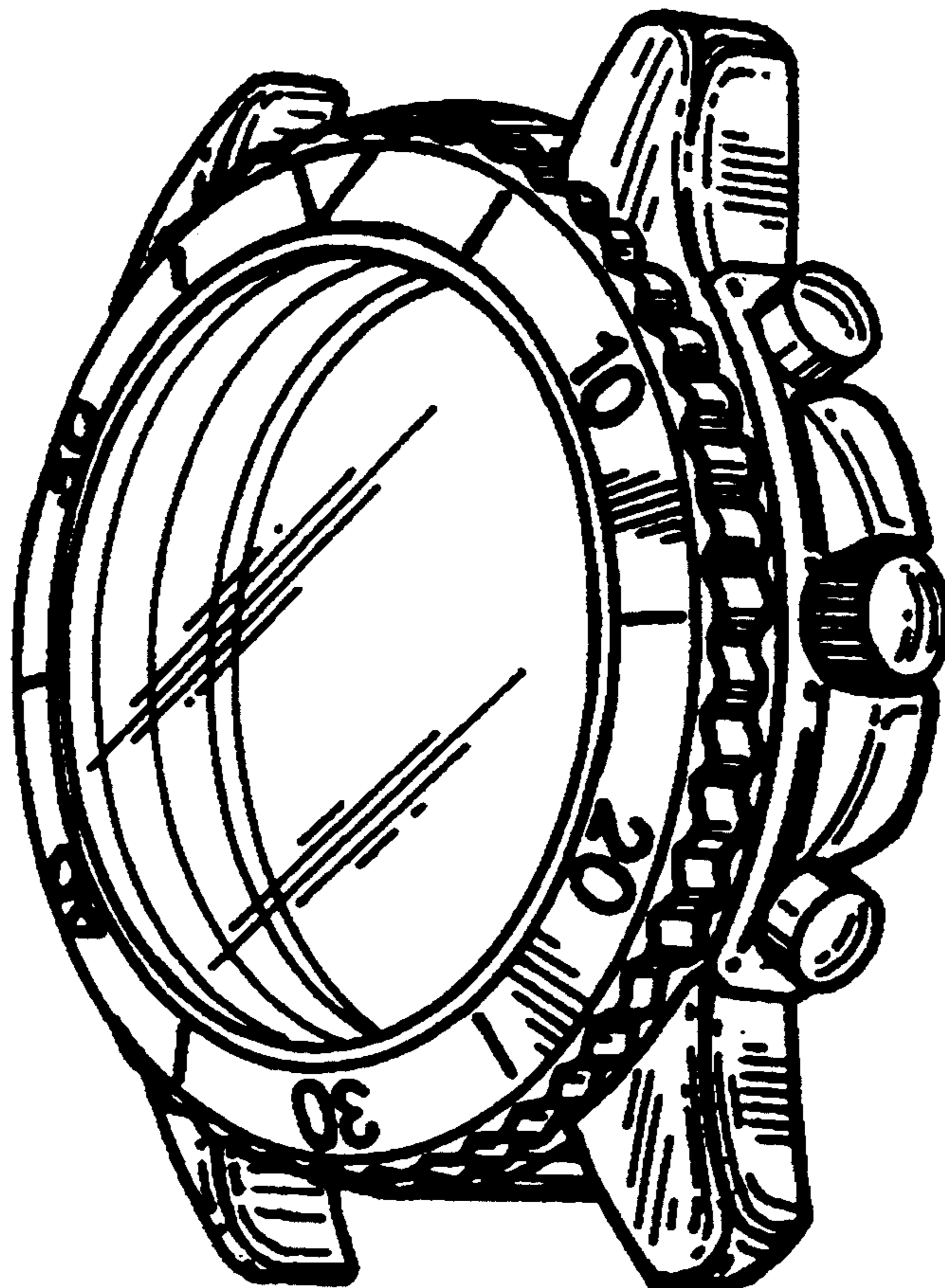
DESCRIPTION

[56] References Cited

U.S. PATENT DOCUMENTS

- D. 195,421 6/1963 Huguenin D10/39
- D. 321,144 10/1991 Besson D10/39
- D. 325,353 4/1992 Meyer D10/30
- D. 337,277 7/1993 Scarrzini D10/30
- D. 338,161 8/1993 Kizaki D10/39

FIG. 1 is a front view of my new watch case design; FIG. 2 is a bottom view of the design of FIG. 1; FIG. 3 is a right side view of the design of FIG. 1; FIG. 4 is a left side view of the design of FIG. 1; FIG. 5 is a front end view of the design of FIG. 1; FIG. 6 is a rear end view of the design of FIG. 1; and, FIG. 7 is a top right perspective view of the design of FIG. 1.






FIG. 1

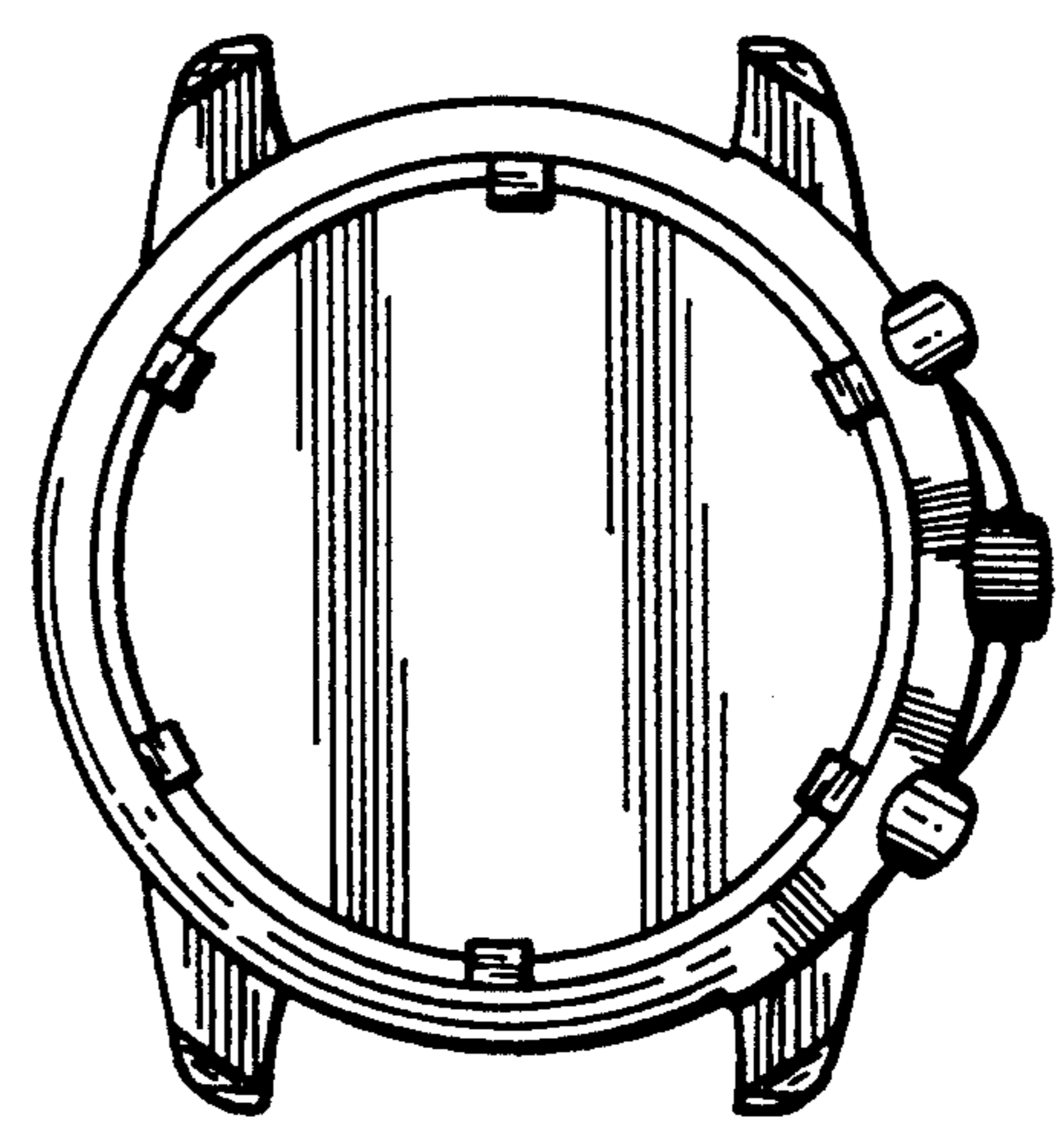


FIG. 2




FIG. 3




FIG. 4




FIG. 5




FIG. 6

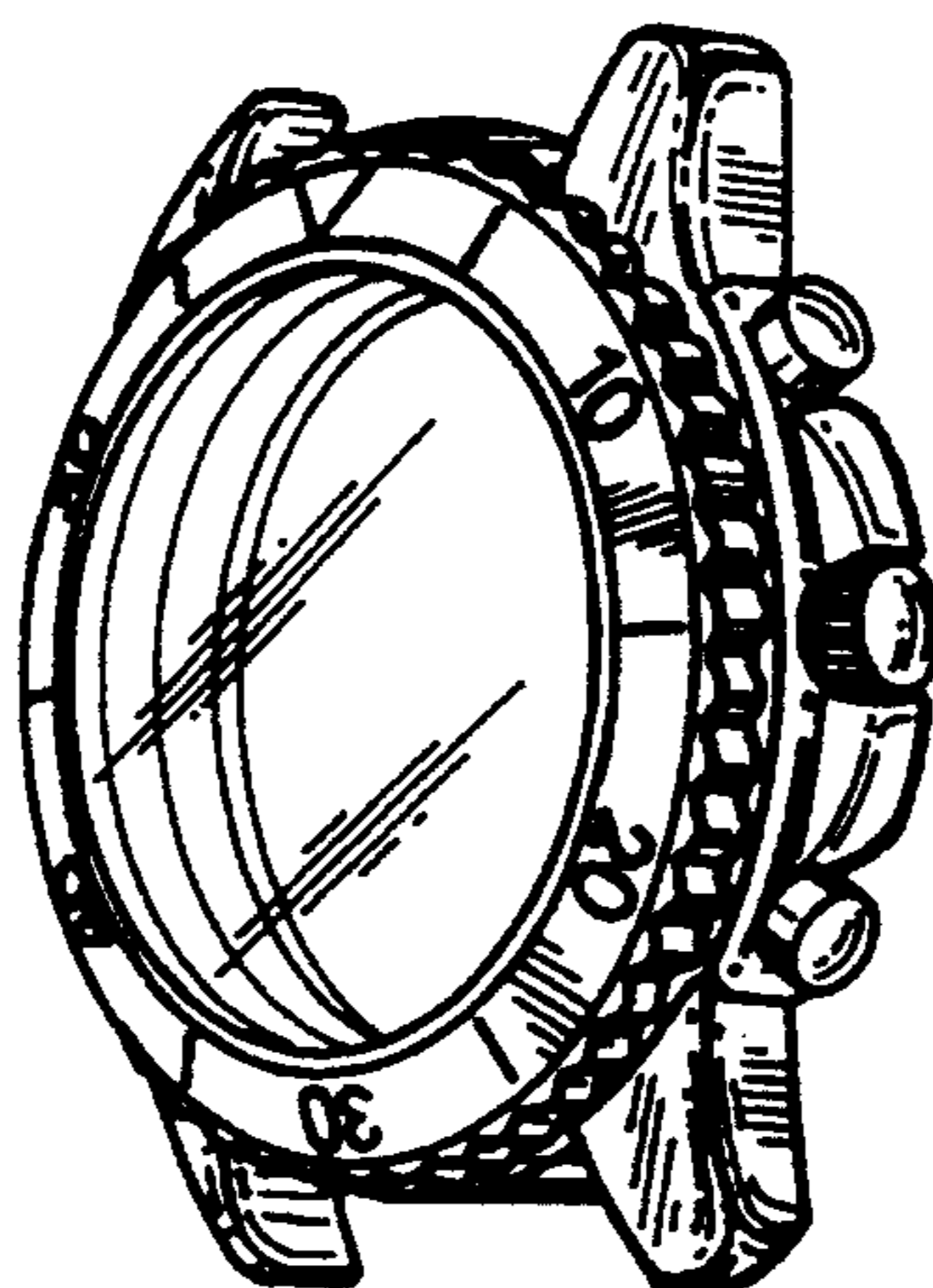


FIG. 7