



US00D349641S

**United States Patent** [19]  
**Moliner**

[11] **Patent Number: Des. 349,641**  
[45] **Date of Patent: \*\* Aug. 16, 1994**

[54] **HOOK**  
[75] **Inventor: Michael Moliner, Montreal, Canada**  
[73] **Assignee: SportRack Canada Inc., Granby, Canada**  
[\*\*] **Term: 14 Years**  
[21] **Appl. No.: 2,873**  
[22] **Filed: Dec. 22, 1992**

1,637,981 8/1927 Baldwin ..... 24/130 X  
2,206,560 7/1940 Embry ..... 248/301  
3,087,214 4/1963 Poterbaugh ..... 24/300  
3,575,371 4/1971 Carlstedt ..... 248/340 X  
3,952,985 4/1976 Davenport ..... 248/489 X  
4,971,380 11/1990 Cote et al. .... 248/301


*Primary Examiner*—Wallace R. Burke  
*Assistant Examiner*—Holly Baynham  
*Attorney, Agent, or Firm*—Swabey Ogilvy Renault

[30] **Foreign Application Priority Data**  
Sep. 1, 1992 [CA] Canada ..... 01-09-92-6  
[52] **U.S. Cl. .... D8/367**  
[58] **Field of Search ..... D8/367, 371; 24/265 H, 24/300; 248/493, 340, 301-304**

[57] **CLAIM**  
The ornamental design for a hook, as shown and described.

[56] **References Cited**  
**U.S. PATENT DOCUMENTS**  
D. 241,222 8/1976 Edwards ..... D8/373 X  
D. 315,669 3/1991 Paul ..... D8/367 X  
D. 316,956 5/1991 Hoskinson et al. .... D8/367 X

**DESCRIPTION**  
FIG. 1 is a perspective view of the hook showing my new design;  
FIG. 2 is a side elevational view thereof, the opposite view being identical;  
FIG. 3 is a front elevational view thereof;  
FIG. 4 is a top plan view thereof;  
FIG. 5 is a bottom plan view thereof; and,  
FIG. 6 is a rear elevational view thereof.






FIG. 1




FIG. 3



FIG. 5




FIG. 2




FIG. 4




FIG. 6