



US00D349634S

# United States Patent [19]

[11] Patent Number: **Des. 349,634**

Skinner et al.

[45] Date of Patent: **\*\* Aug. 16, 1994**

- [54] **CUTTING LINE FOR A ROTATING LINE TRIMMER**
- [75] Inventors: **David B. Skinner; Gordon Ferguson,**  
both of Columbia, S.C.
- [73] Assignee: **Shakespeare Company,** Columbia,  
S.C.
- [\*\*] Term: **14 Years**
- [21] Appl. No.: **834,509**
- [22] Filed: **Feb. 12, 1992**
- [52] U.S. Cl. .... **D8/8; D15/138**
- [58] Field of Search ..... **D8/8; 56/12.7, 295;**  
**30/276; D15/15, 16, 138; D25/119-123, 130**

- 4,126,990 11/1978 Fisher et al. .... 56/295
- 4,356,686 11/1982 Lessig, III ..... 56/295
- 4,869,055 9/1989 Mickelson ..... 56/12.7
- 4,905,465 3/1990 Jones et al. .... 56/295

### FOREIGN PATENT DOCUMENTS

556632 12/1974 Switzerland .

*Primary Examiner*—Alan P. Douglas  
*Assistant Examiner*—Antoine D. Davis  
*Attorney, Agent, or Firm*—Renner, Kenner, Greive,  
 Bobak, Taylor & Weber

### [57] CLAIM

The ornamental design for cutting line for a rotating line trimmer, as shown and described.

### DESCRIPTION


FIG. 1 is a fragmentary, oblique pictorial view of a cutting line for a rotating line trimmer according to the present invention.

FIG. 2 is a fragmentary, oblique pictorial view of an alternative embodiment of the cutting line according to the present invention.

### [56] References Cited

#### U.S. PATENT DOCUMENTS

- 910,192 1/1909 Grouvelle et al. .... D25/120 X
- 3,645,035 2/1972 Fischer ..... D25/120 X
- 4,047,299 9/1977 Bair ..... 30/276
- 4,107,841 8/1978 Rebhun ..... 30/276



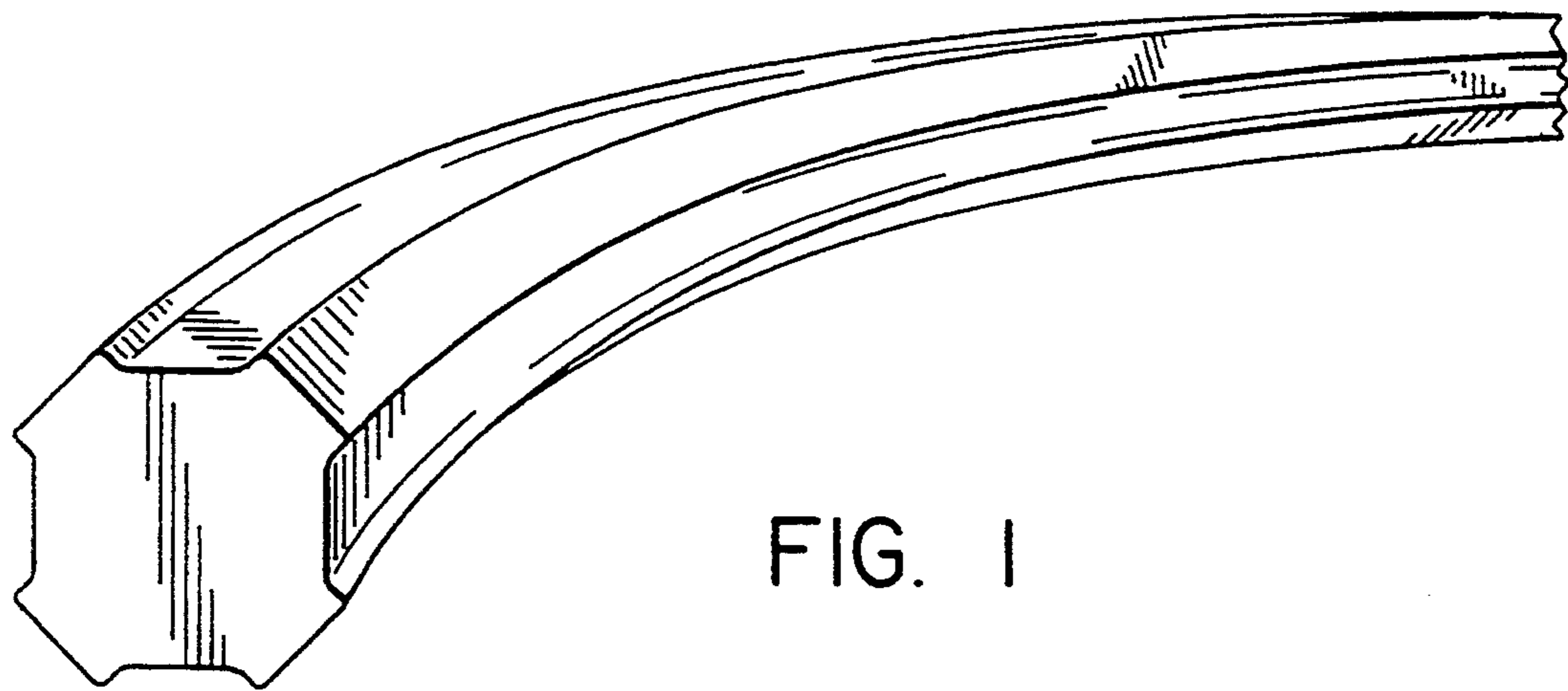


FIG. 1

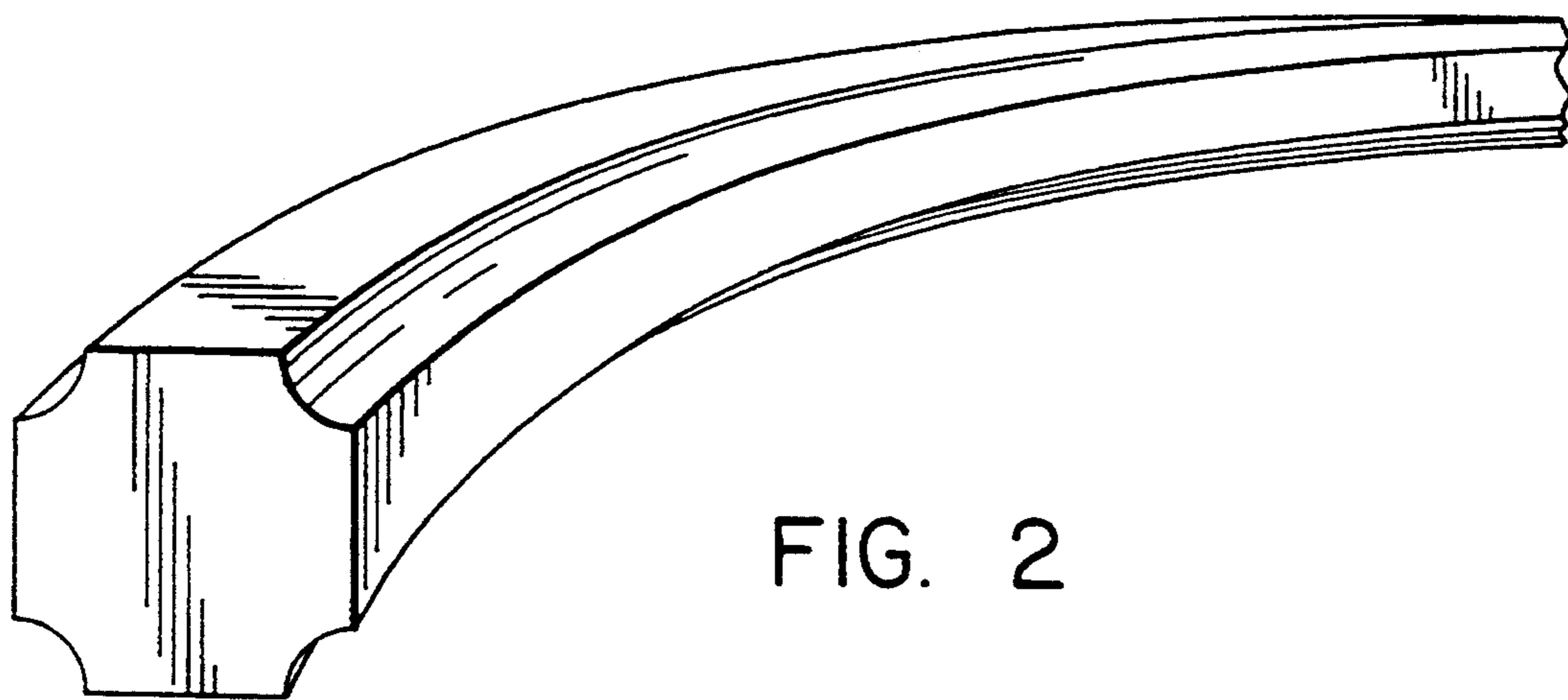


FIG. 2