



US00D349611S

United States Patent [19] Kipperman

[11] Patent Number: Des. 349,611
[45] Date of Patent: ** Aug. 16, 1994

[54] FURNITURE FRAME

[76] Inventor: Nathan Kipperman, 666 Greenwich St., Apt. 709, New York, N.Y. 10014

[**] Term: 14 Years

[21] Appl. No.: 1,418

[22] Filed: Nov. 13, 1992

[52] U.S. Cl. D6/361

[58] Field of Search D6/334, 360, 361, 367, D6/368, 376, 500, 501, 502

[56] References Cited

U.S. PATENT DOCUMENTS

D. 168,342	12/1952	Goldberg	D6/361
D. 270,212	8/1983	Secon	D6/361
D. 286,708	11/1986	Heinson	D6/361
D. 295,581	5/1988	Mallin	D6/361
D. 295,582	5/1988	Conn	D6/361
D. 325,676	4/1992	Parker	D6/361
D. 341,491	11/1993	Martin	D6/361

Primary Examiner—Alan P. Douglas
Assistant Examiner—Gary D. Watson
Attorney, Agent, or Firm—Cohen, Pontani, Lieberman, Pavane

[57] CLAIM

The ornamental design for a furniture frame, as shown and described.

DESCRIPTION

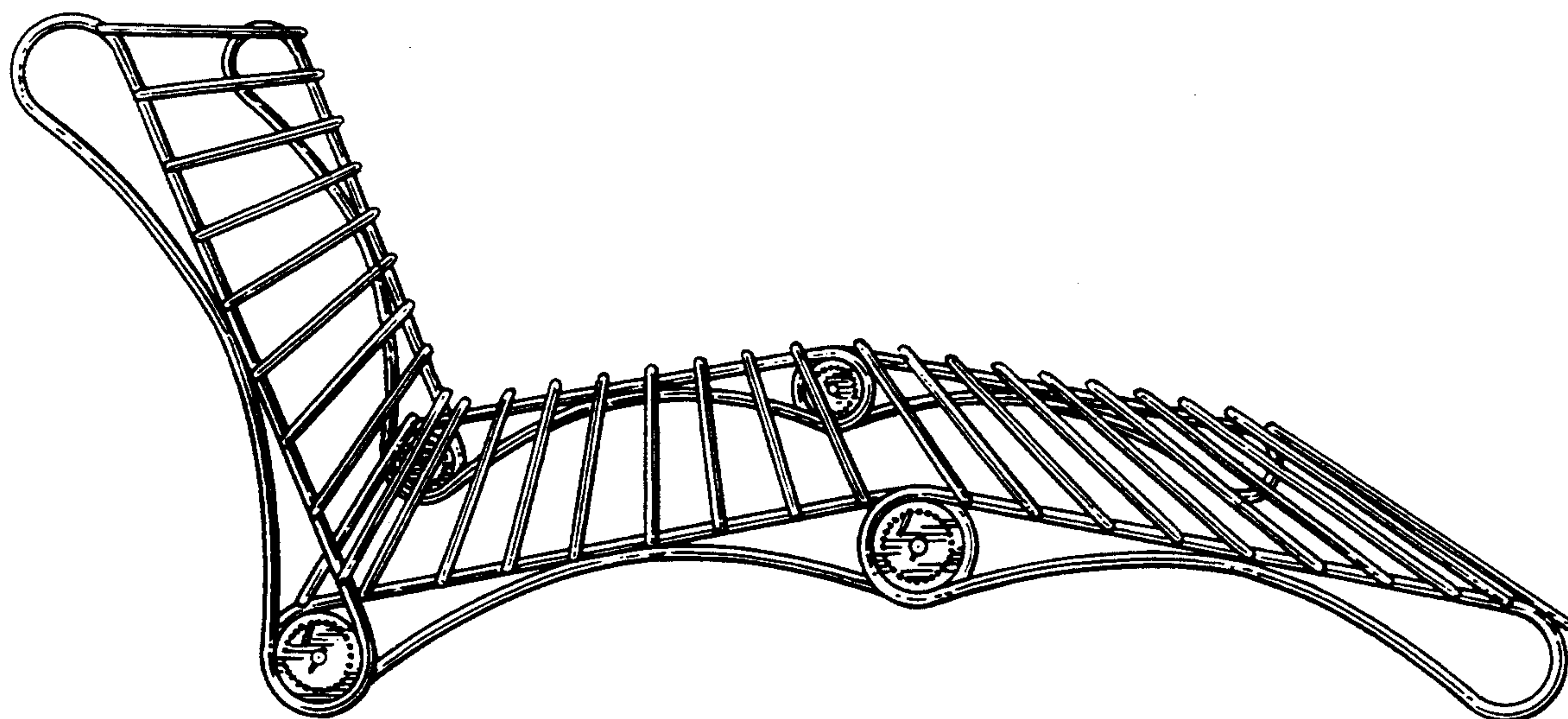
FIG. 1 is a side perspective view of a furniture frame showing my new design and in which the frame is shown in a first articulated position thereof;

FIG. 2 is a top plan view of the furniture frame of FIG. 1 in a second articulated position thereof;

FIG. 3 is a right side elevational view of the furniture frame in its second articulated position, the left side being a mirror image thereof;

FIG. 4 is a front elevational view of the furniture frame in its second articulated position, the rear view being a mirror image thereof; and,

FIG. 5 is a bottom plan view of the furniture frame in its second articulated position.



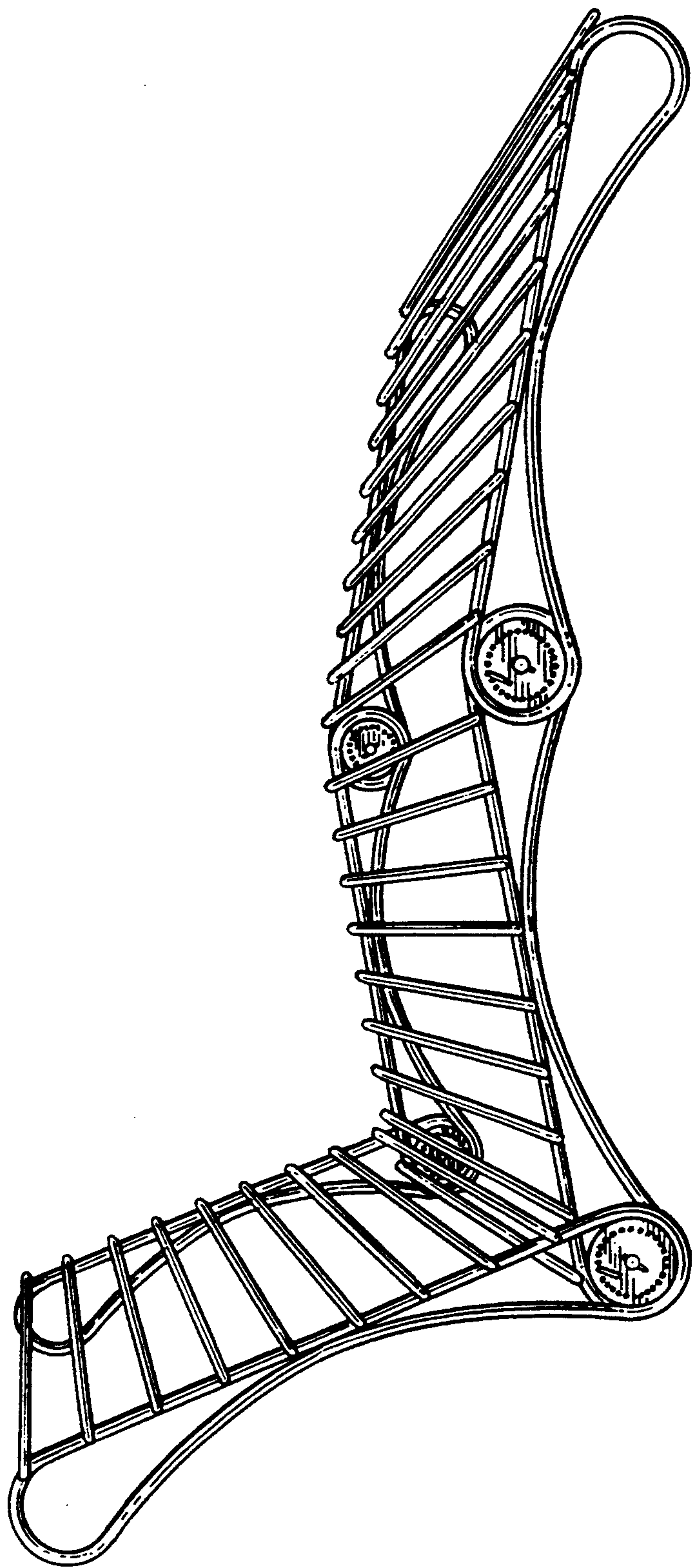


FIG. 1

FIG. 2




FIG. 3

