



US00D349592S

United States Patent [19] Stoll

[11] Patent Number: **Des. 349,592**

[45] Date of Patent: **** Aug. 9, 1994**

[54] **SCRAPER**

[75] Inventor: **Roger Stoll, Pella, Iowa**

[73] Assignee: **Enduro Corporation, Pella, Iowa**

[**] Term: **14 Years**

[21] Appl. No.: **2,018**

[22] Filed: **Nov. 30, 1992**

[52] U.S. Cl. **D32/46; D32/40**

[58] Field of Search **D7/688, 693, 695-696;
15/236.01, 236.02, 236.05, 236.08, 236.09;
30/164.5, 164.9, 169, 172; D32/40-42, 46**

[56] **References Cited**

U.S. PATENT DOCUMENTS

D. 221,244	7/1971	Lawrence	D32/46
D. 320,483	10/1991	Desautel	D32/46
2,277,528	3/1942	Osborn	15/236.02

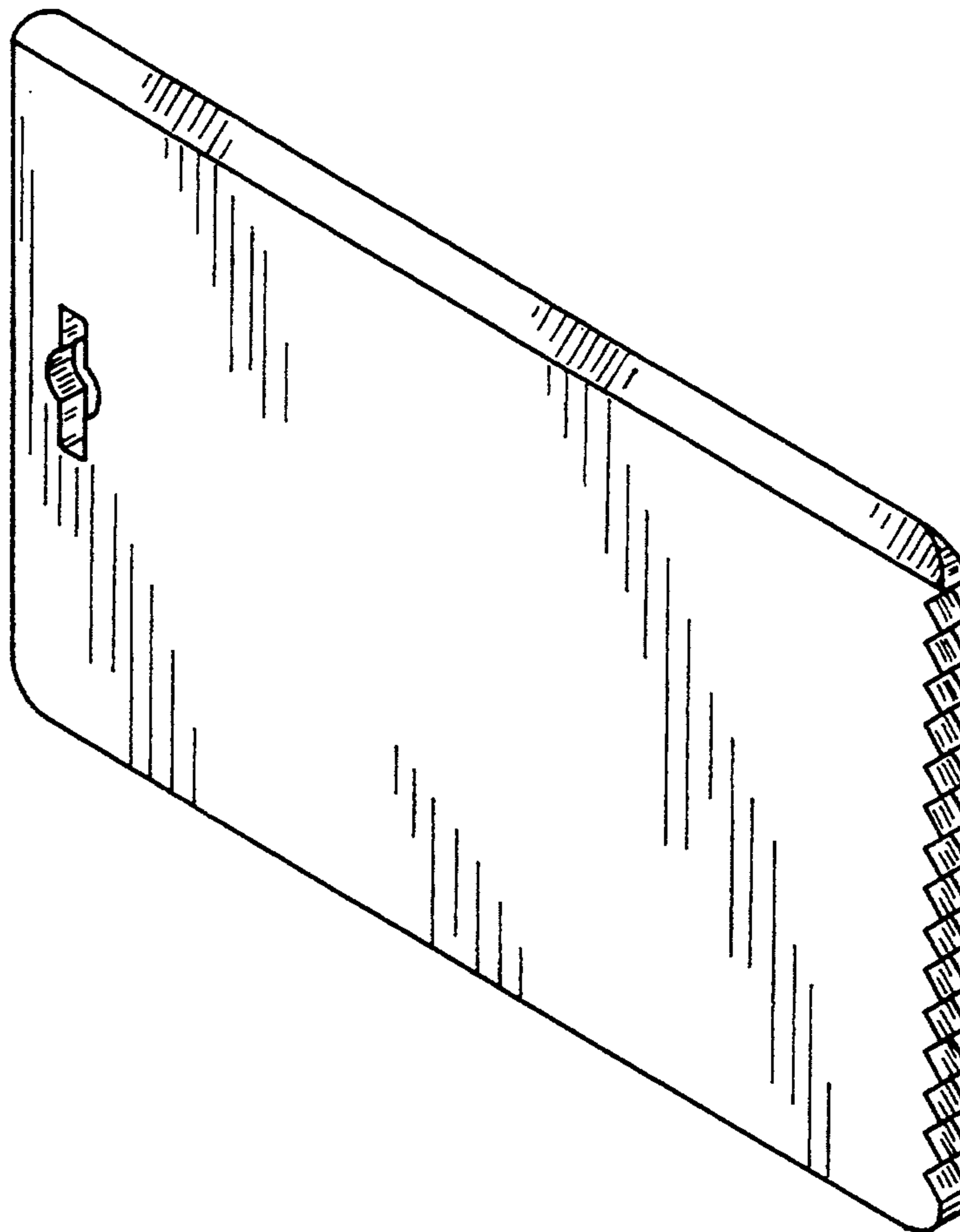
Primary Examiner—Wallace R. Burke
Assistant Examiner—Lavone D. Tabor
Attorney, Agent, or Firm—Kent A. Herink; Brian J. Lorenzo; Brett J. Trout

[57] **CLAIM**

The ornamental design for a scraper, as shown.

DESCRIPTION

FIG. 1 is a front perspective view of the scraper of the present invention;
FIG. 2 is a side view in elevation of the scraper of FIG. 1 as seen from the left-hand side of FIG. 1;
FIG. 3 is a bottom plan view of the scraper of FIG. 1;
FIG. 4 is a front view in elevation of the scraper of FIG. 1;
FIG. 5 is a top plan view of the scraper of FIG. 1;
FIG. 6 is a rear view in elevation of the scraper of FIG. 1; and,
FIG. 7 is a side view in elevation of the scraper of FIG. 1 as seen from the right-hand side of FIG. 1.



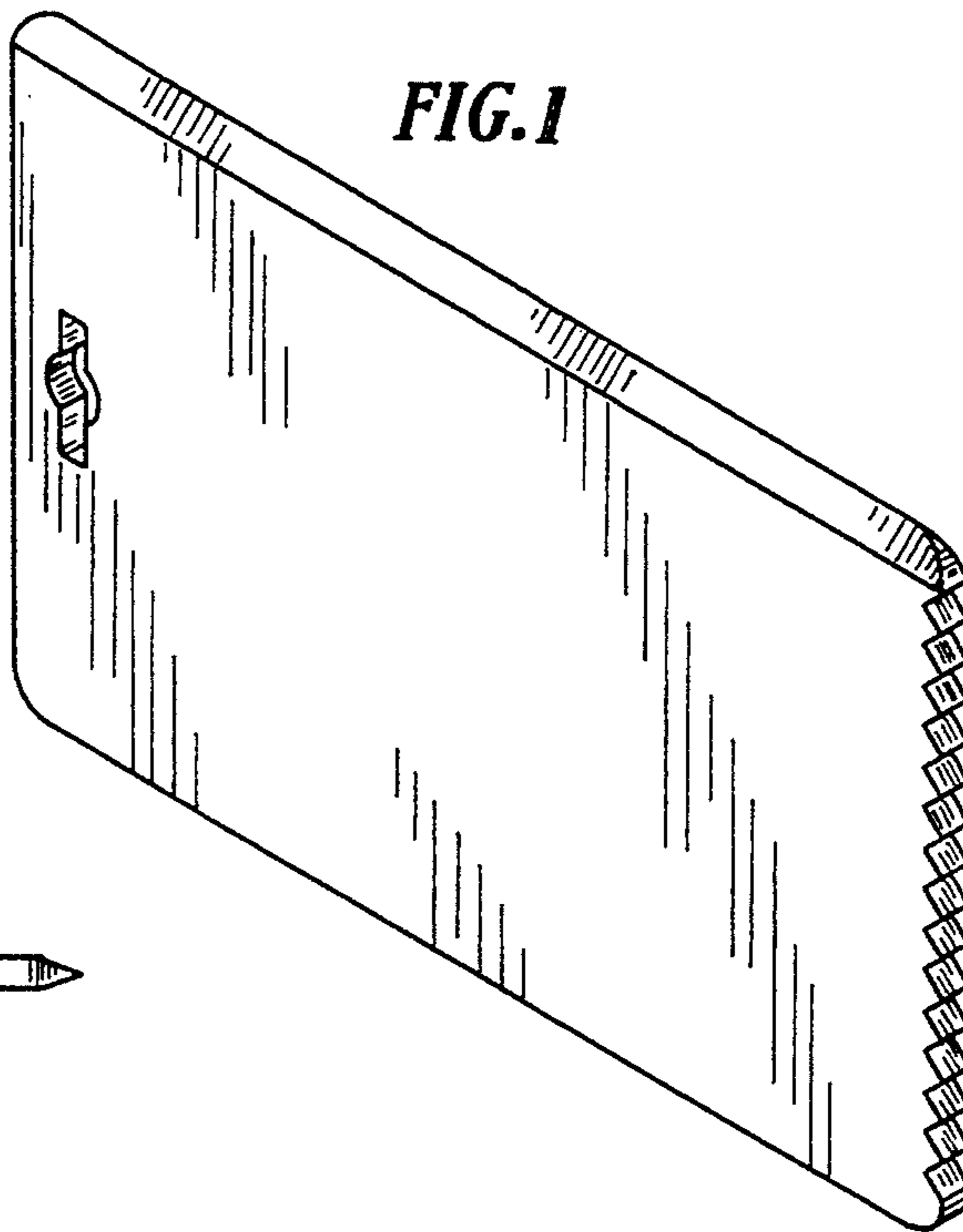


FIG. 1




FIG. 2

FIG. 3



FIG. 4

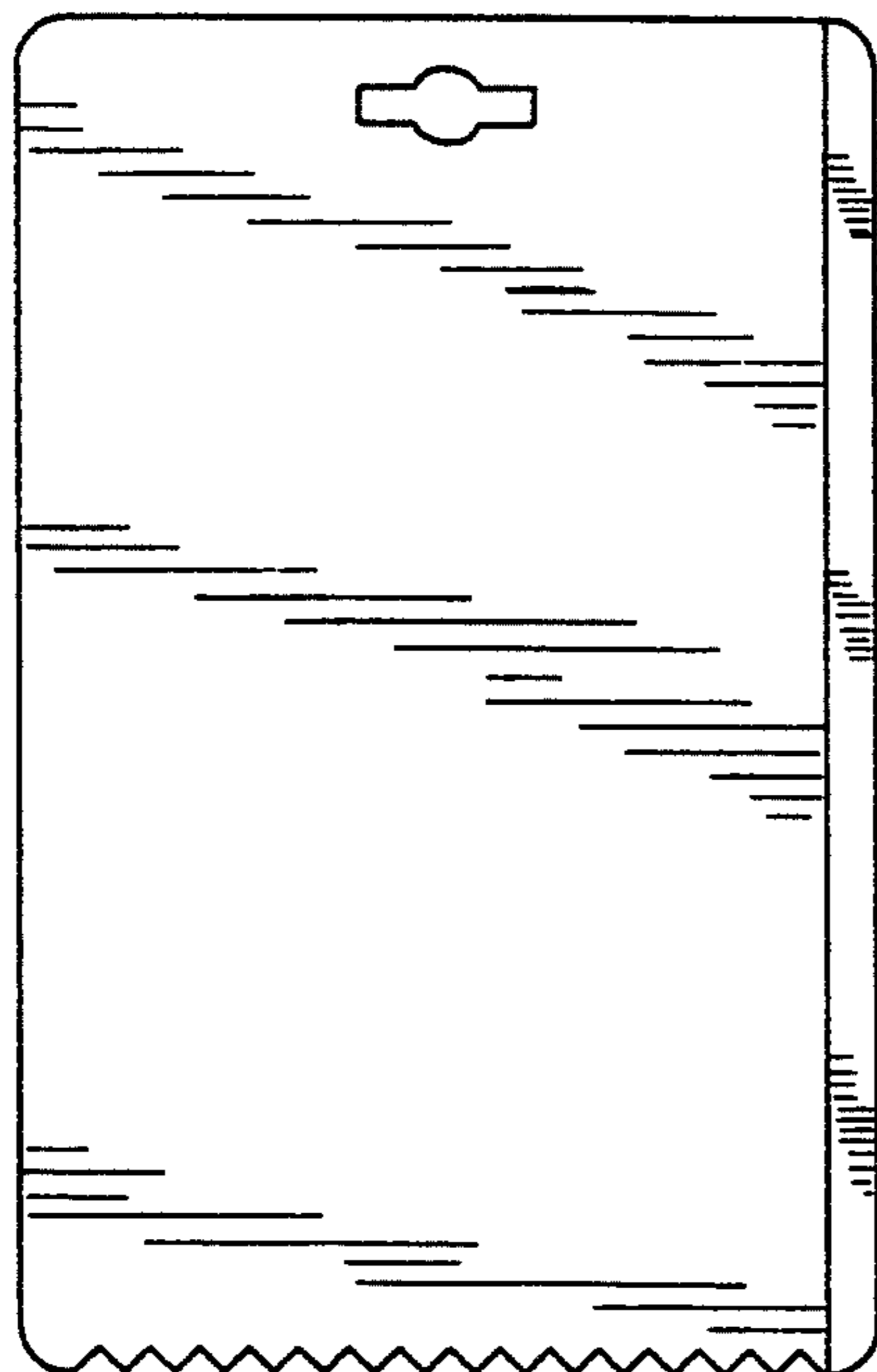


FIG. 5



FIG. 6




FIG. 7

