



US00D349589S

**United States Patent** [19]  
**York**

[11] **Patent Number: Des. 349,589**

[45] **Date of Patent: \*\* Aug. 9, 1994**

[54] **COMBINED BODY PROTECTOR AND RESTRAINT FOR USE IN VEHICLE**

[76] **Inventor: Richard York, 319 Massey St., Scottsville, Ky. 42164**

[\*\*] **Term: 14 Years**

[21] **Appl. No.: 858,354**

[22] **Filed: Mar. 26, 1992**

[52] **U.S. Cl. .... D29/100**

[58] **Field of Search .... 2/2, 44-45, 2/92, 312; 128/869, 870, 874-876; 280/290; 297/465-468, 486, 487, 488; D2/10, 190-191; D29/10-11; D24/190**

[56] **References Cited**

**U.S. PATENT DOCUMENTS**

D. 170,546	10/1953	Paul	.....	D29/10
D. 316,463	4/1991	Gravel	.....	D29/10
3,936,075	2/1976	Jelliff	.....	280/150 B
3,941,404	3/1976	Otagui-Ugarte	.....	280/150 AB
4,487,201	12/1984	Ciambarella et al.	.....	128/876
4,502,732	3/1985	Williams	.....	297/488

4,610,463	9/1986	Efrom	.....	280/751
5,016,915	5/1991	Perry	.....	280/801
5,074,588	12/1991	Huspen	.....	297/465
5,080,441	1/1992	Stevenson et al.	.....	297/488

**FOREIGN PATENT DOCUMENTS**

2727443 12/1978 Fed. Rep. of Germany ..... 297/465

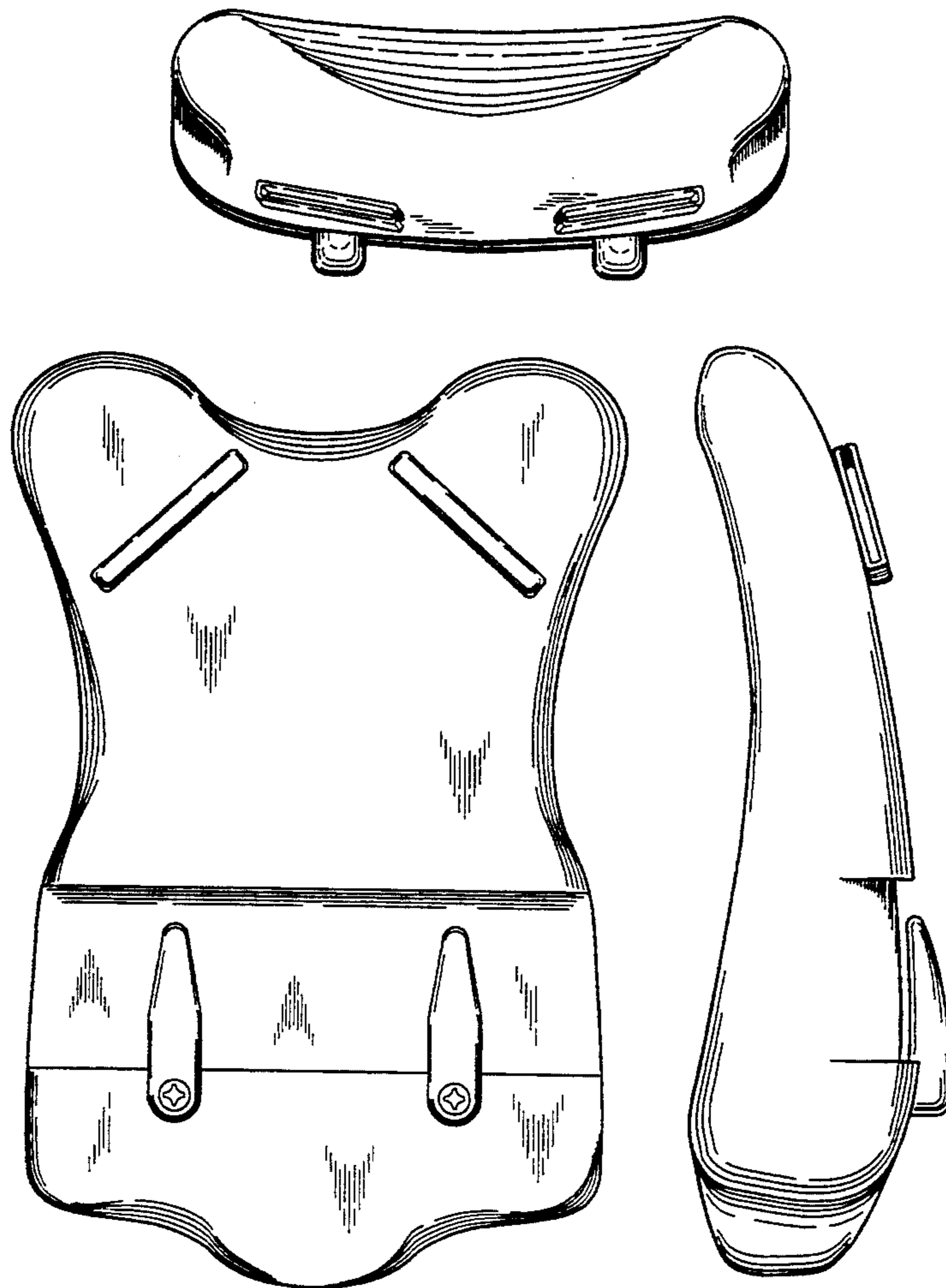
*Primary Examiner*—Ruth McInroy  
*Attorney, Agent, or Firm*—Woodard, Emhardt, Naughton, Moriarty & McNett

[57] **CLAIM**

The ornamental design for a combined body protector and restraint for use in vehicle, as shown and described.

**DESCRIPTION**

FIG. 1 is a top plan view of a combined body protector and restraint for use in vehicle, showing my new design; FIG. 2 is a front elevational view thereof; FIG. 3 is a right-side elevational view thereof; FIG. 4 is a rear elevational view thereof; and, FIG. 5 is a bottom plan view thereof. The appearance of the left-hand side is a mirror image of the right-hand side shown in FIG. 3.






Fig. 1

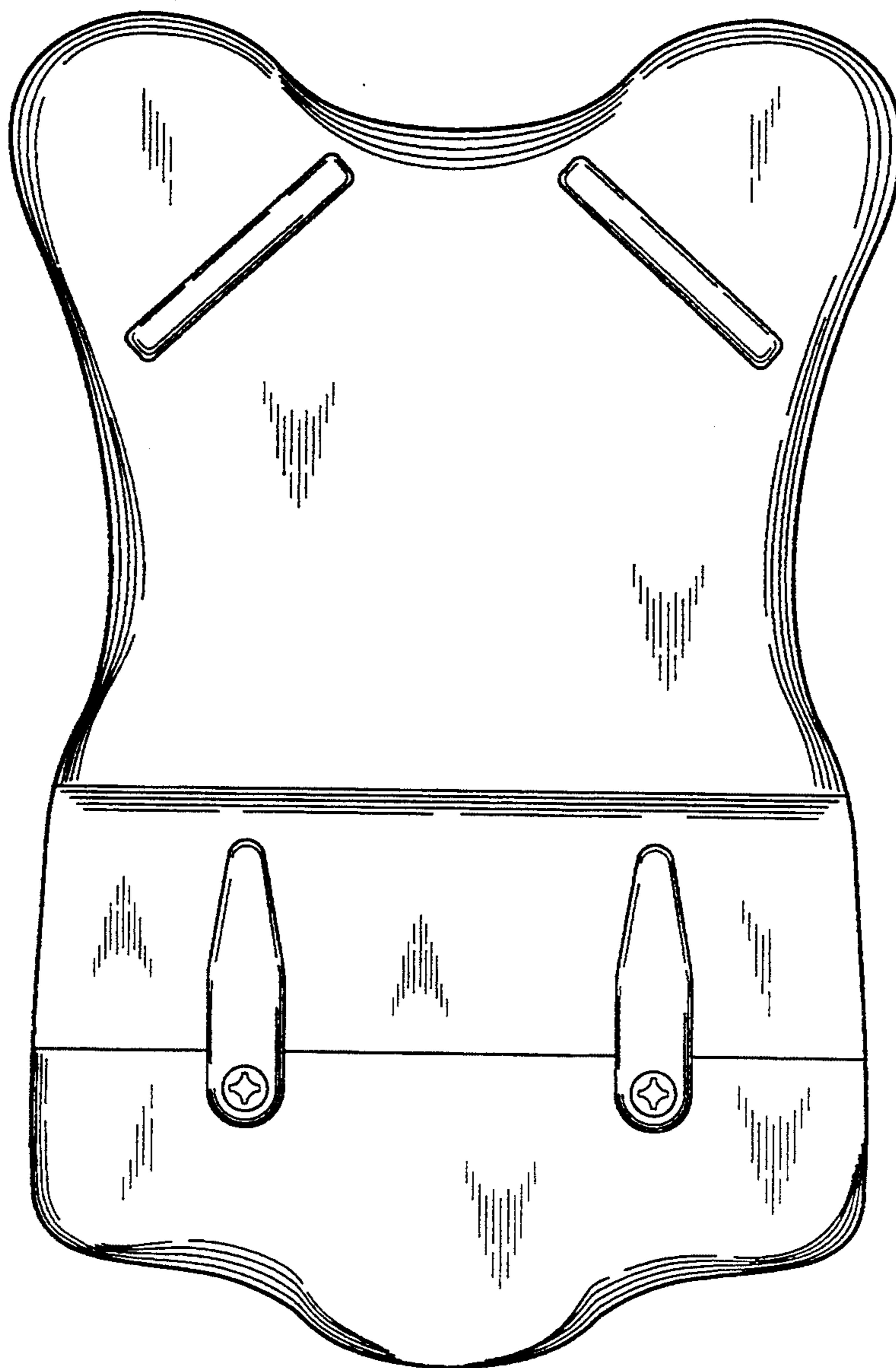


Fig. 2

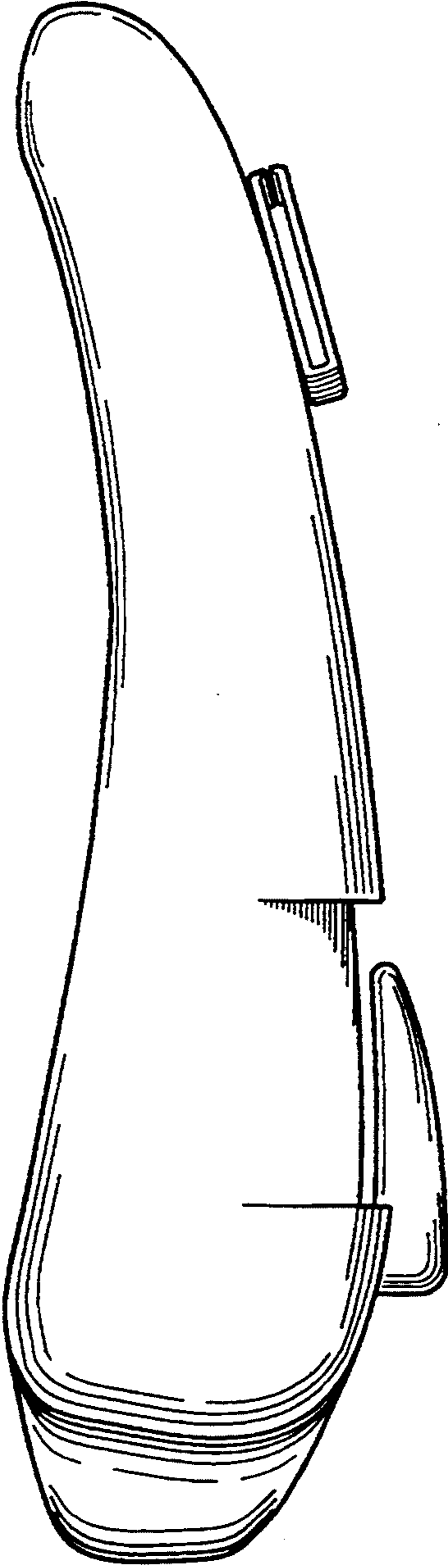


Fig. 3




Fig. 4

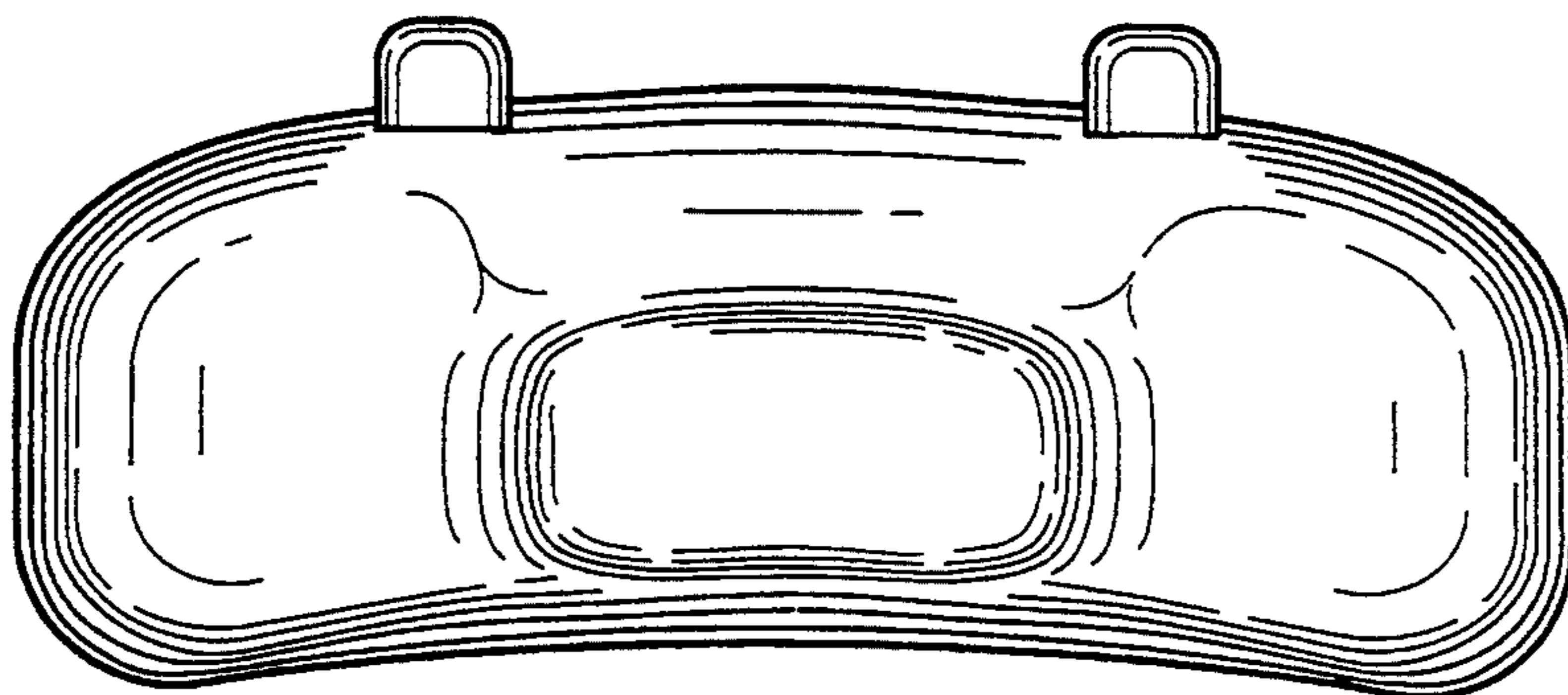


Fig. 5