



US00D349582S

United States Patent [19]

[11] Patent Number: **Des. 349,582**

Bain et al.

[45] Date of Patent: **** Aug. 9, 1994**

[54] **TILTABLE DESK LAMP**

[75] Inventors: **Charles E. Bain**, West Dundee, Ill.;
Frank Friedman, Portland, Oreg.

[73] Assignee: **Reflector Hardware Corporation**,
Melrose Park, Ill.

[**] Term: **14 Years**

[21] Appl. No.: **864,923**

[22] Filed: **Apr. 3, 1992**

[52] U.S. Cl. **D26/61; D26/107**

[58] Field of Search **362/410-414;**
D26/93, 102-112, 61, 63, 65

[56] **References Cited**

U.S. PATENT DOCUMENTS

- D. 251,869 5/1979 Castiglioni D26/107
- D. 283,056 3/1986 Ansems D26/61
- D. 325,997 5/1992 Dieperink et al. D26/107
- D. 330,265 10/1992 Osterhout D26/65
- 5,001,617 3/1991 Chan 362/413 X

FOREIGN PATENT DOCUMENTS

477108 6/1929 Fed. Rep. of Germany 362/413

OTHER PUBLICATIONS

Home Lighting & Accessories, Dec. 1989, p. 136,
George Kovacs, task light.

Primary Examiner—Susan J. Lucas

Attorney, Agent, or Firm—Laff, Whitesel, Conte & Saret

[57] **CLAIM**

The ornamental design for a tiltable desk lamp, as shown and described.

DESCRIPTION

FIG. 1 is a perspective view of a tiltable desk lamp showing our new design;


FIG. 2 is a top plan view thereof;

FIG. 3 is a side elevational view thereof, the other side elevational view being a mirror image thereof;

FIG. 4 is a front elevational view thereof;

FIG. 5 is a rear elevational view thereof; and,

FIG. 6 is a bottom plan view thereof.



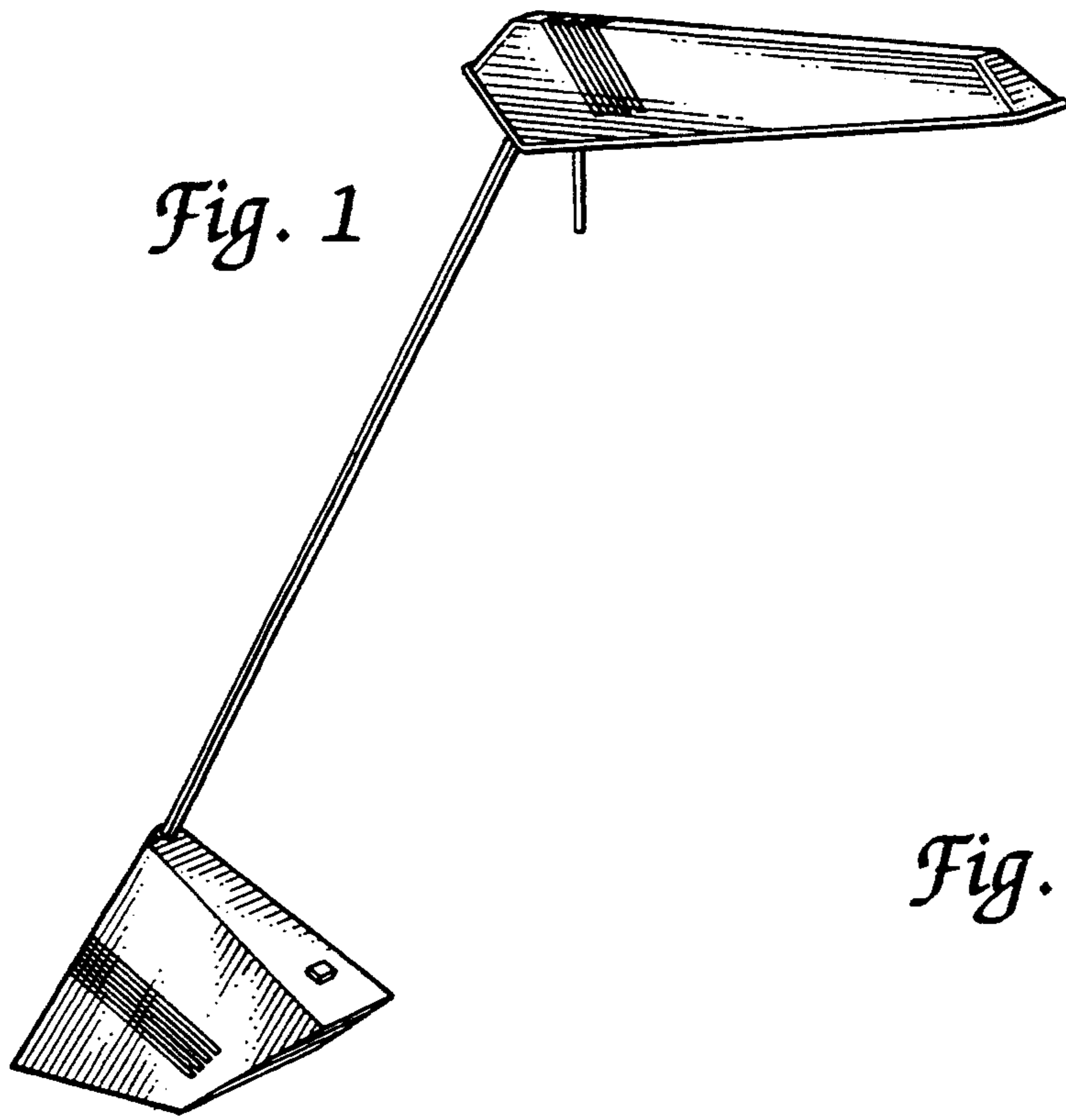


Fig. 1

Fig. 2

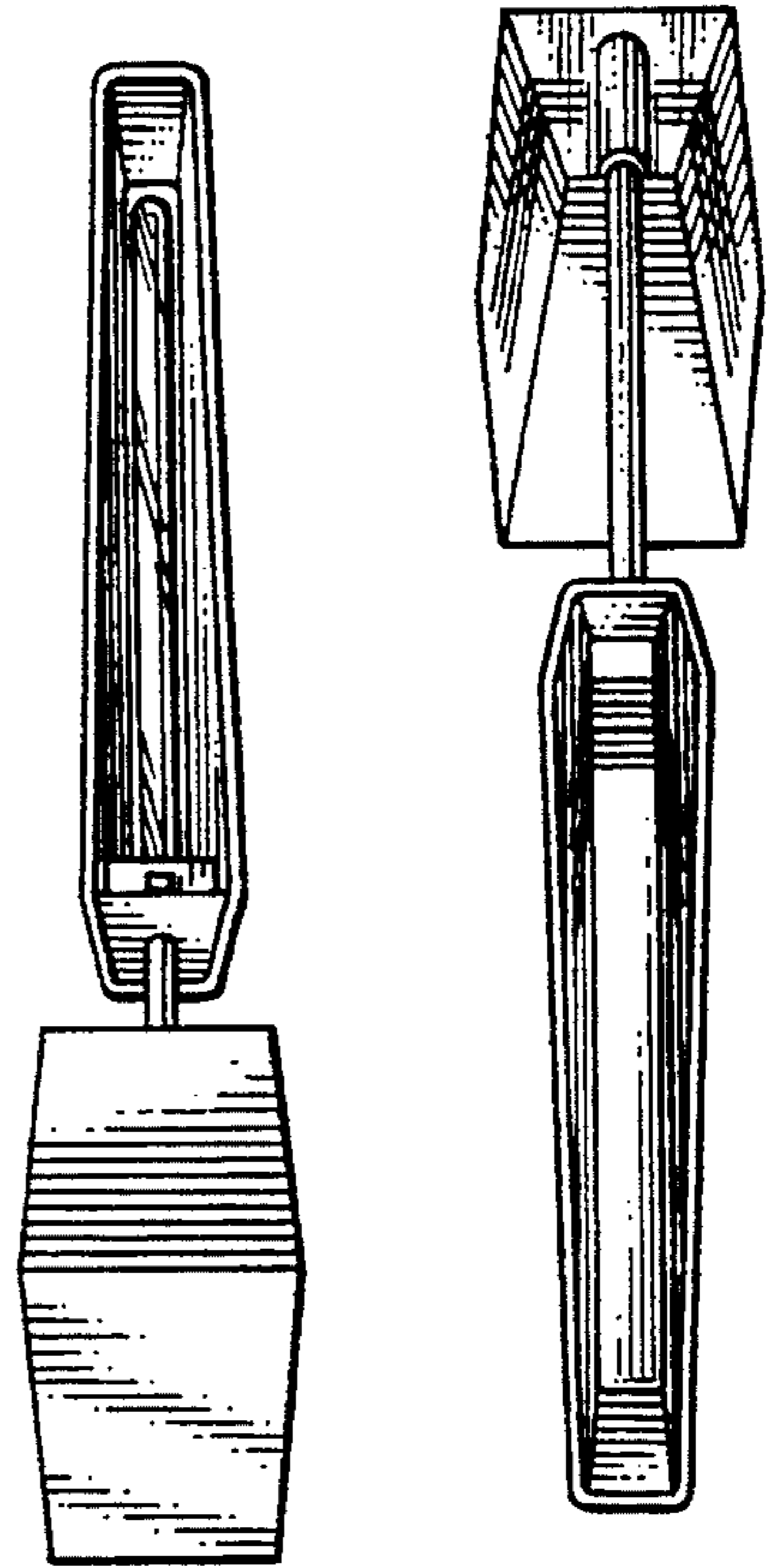


Fig. 6

Fig. 5

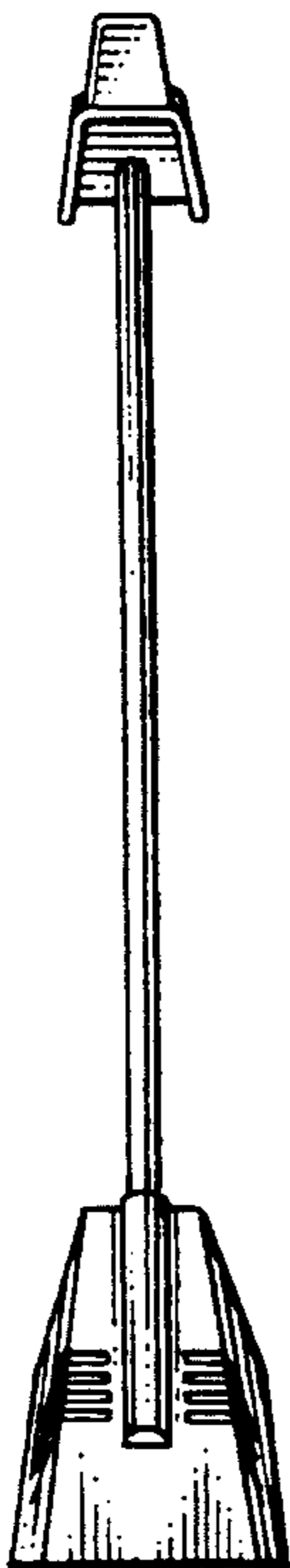


Fig. 3

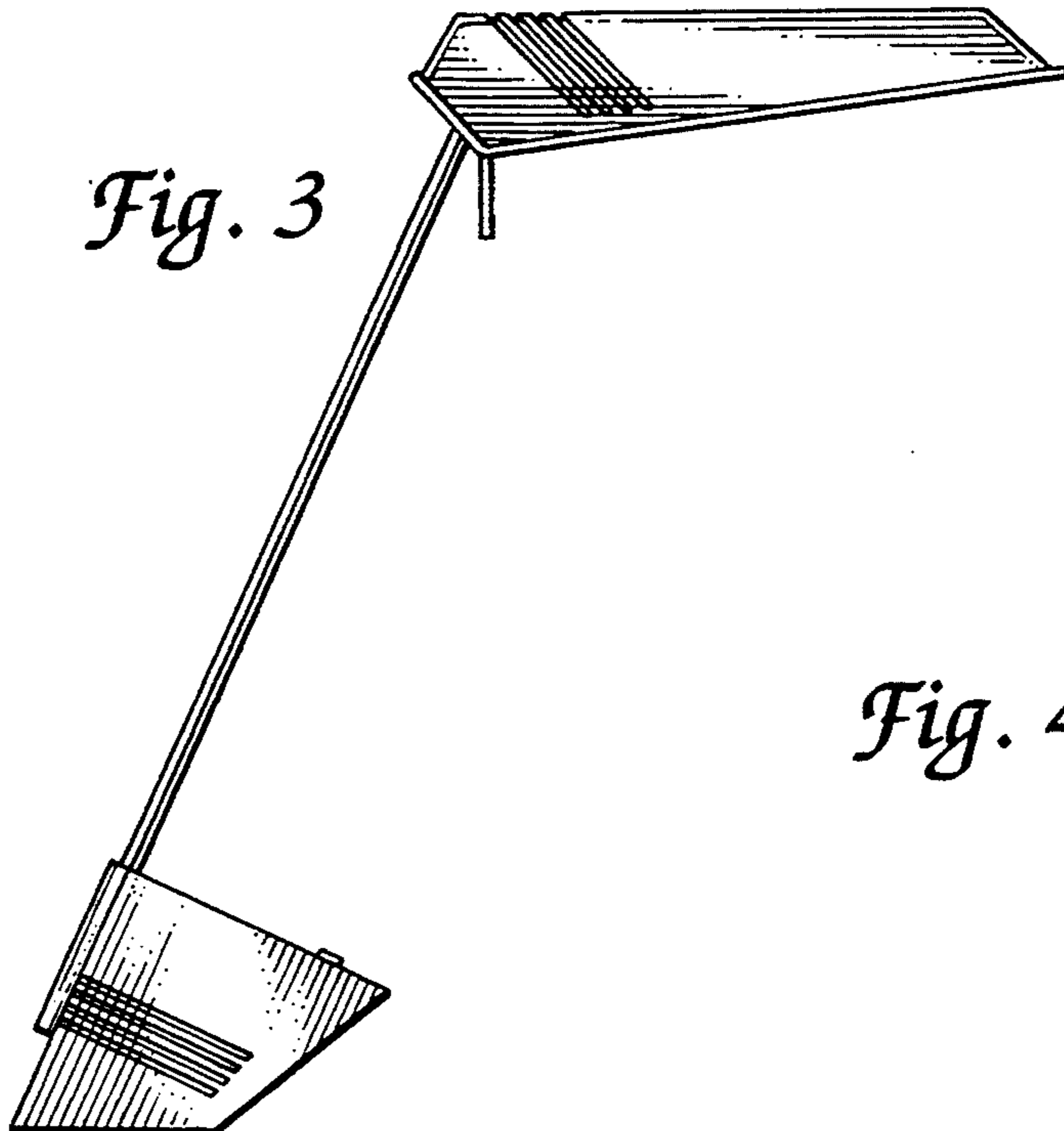


Fig. 4

