



US00D349580S

United States Patent [19]

[11] Patent Number: **Des. 349,580**

Sieler et al.

[45] Date of Patent: **** Aug. 9, 1994**

[54] **UTILITY POLE**

3,369,331	2/1968	Desken et al.	52/726.4
3,602,000	8/1971	Meheen	52/223.4
4,048,779	9/1977	Valenziano et al.	52/726.4

[75] Inventors: **Merle J. Sieler**, Arlington, Tex.;
Nicholas J. Sieler, Wayne, Nebr.

[73] Assignee: **Utili-Pole, Incorporated**, Wayne, Nebr.

Primary Examiner—A. Hugo Word
Assistant Examiner—Doris Clark
Attorney, Agent, or Firm—Vincent L. Carney

[**] Term: **14 Years**

[57] **CLAIM**

[21] Appl. No.: **1,726**

The ornamental design for a utility pole, as shown.

[22] Filed: **Nov. 23, 1992**

DESCRIPTION

[52] U.S. Cl. **D25/126**

[58] Field of Search 52/2.21, 223.1, 651.07,
52/726.4; D25/126, 132

FIG. 1 is a perspective view of a utility pole showing the front, top and left side of our new design;
FIG. 2 is a perspective view of a utility pole showing the back, top and right side of our new design;
FIG. 3 is a side elevational view;
FIG. 4 is a front elevational view;
FIG. 5 is a back view;
FIG. 6 is a bottom view; and,
FIG. 7 is a top view.

[56] **References Cited**

U.S. PATENT DOCUMENTS

D. 244,465	5/1977	Stoneman	D25/126
D. 254,092	1/1980	Slade	D25/126




FIG. 1




FIG. 2




FIG. 3

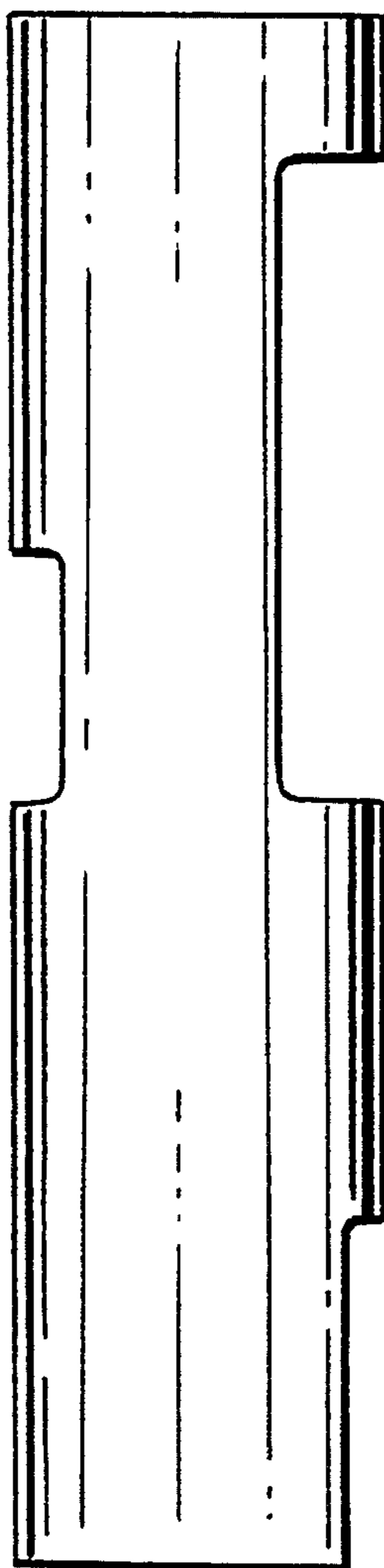


FIG. 4

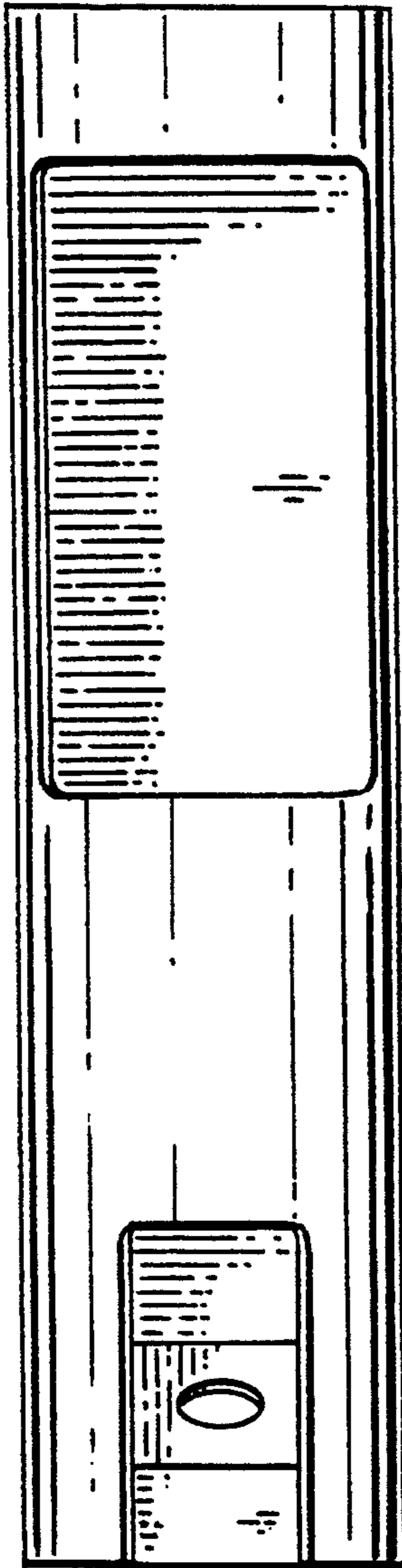


FIG. 5

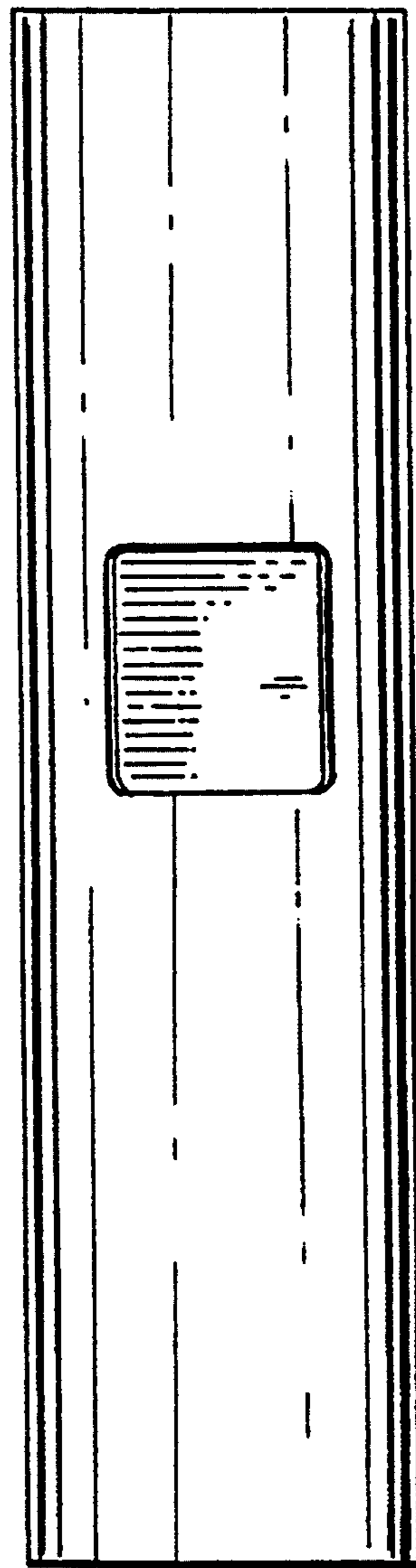


FIG. 6




FIG. 7

