



US00D349562S

United States Patent [19]

[11] Patent Number: **Des. 349,562**

Bengtson

[45] Date of Patent: **** Aug. 9, 1994**

[54] **SHOWER STALL**

[75] Inventor: **Alan D. Bengtson**, Shorewood, Wis.

[73] Assignee: **Kohler Co.**, Kohler, Wis.

[**] Term: **14 Years**

[21] Appl. No.: **10,240**

[22] Filed: **Jun. 30, 1993**

[52] U.S. Cl. **D23/283**

[58] Field of Search 4/541.1-541.6,
4/590, 596, 597, 604, 605, 611, 612, 613, 622;
52/34, 35, 264; D23/283, 304, 305

[56] **References Cited**

U.S. PATENT DOCUMENTS

D. 215,289	9/1969	Seymour	D23/283
D. 221,943	9/1971	Seymour	D23/283
D. 250,273	11/1978	Rath et al.	D23/275
D. 299,165	12/1988	Kohler, Jr. et al.	D23/283
D. 299,742	2/1989	Reid	D23/283
D. 322,123	12/1991	Smith	D23/283
D. 336,949	6/1993	Clark et al.	D23/283

OTHER PUBLICATIONS

Universal-Rundle ad dated 1991 showing, *inter alia*, a model 6865Y shower.

Lasco ad dated 1992 showing, *inter alia*, a Larissa and a Camila shower stall.

Primary Examiner—Stella Reid
Assistant Examiner—Eric M. Watterson
Attorney, Agent, or Firm—Quarles & Brady

[57] **CLAIM**

The ornamental design for a shower stall, as shown and described.

DESCRIPTION

FIG. 1 is a perspective view taken from the top, front and right side of a shower stall embodying my new design, the corresponding perspective view taken from the top, front and left side being the mirror image of FIG. 1;

FIG. 2 is a top plan view thereof;

FIG. 3 is a front elevational view thereof;


FIG. 4 is a left side elevational view thereof, the right side being the mirror image of the left side;

FIG. 5 is a cross-sectional view taken on line 5—5 of FIG. 3;

FIG. 6 is a rear elevational view thereof;

FIG. 7 is a bottom plan view thereof; and,

FIG. 8 is an enlarged fragmentary view of the seating and shelf region taken in perspective from the top, left side and front thereof.






FIG. 1

FIG. 2

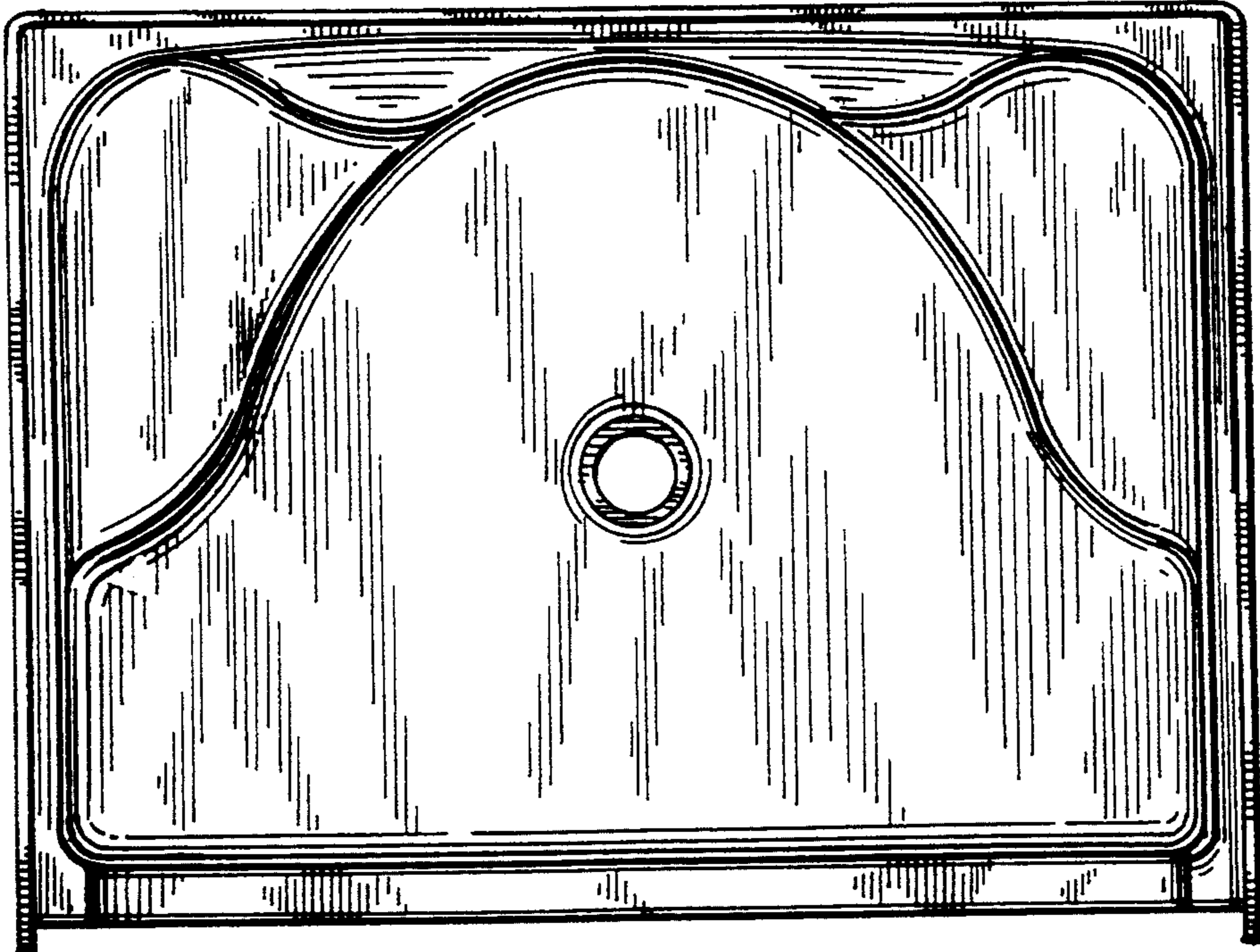


FIG. 3




FIG. 4



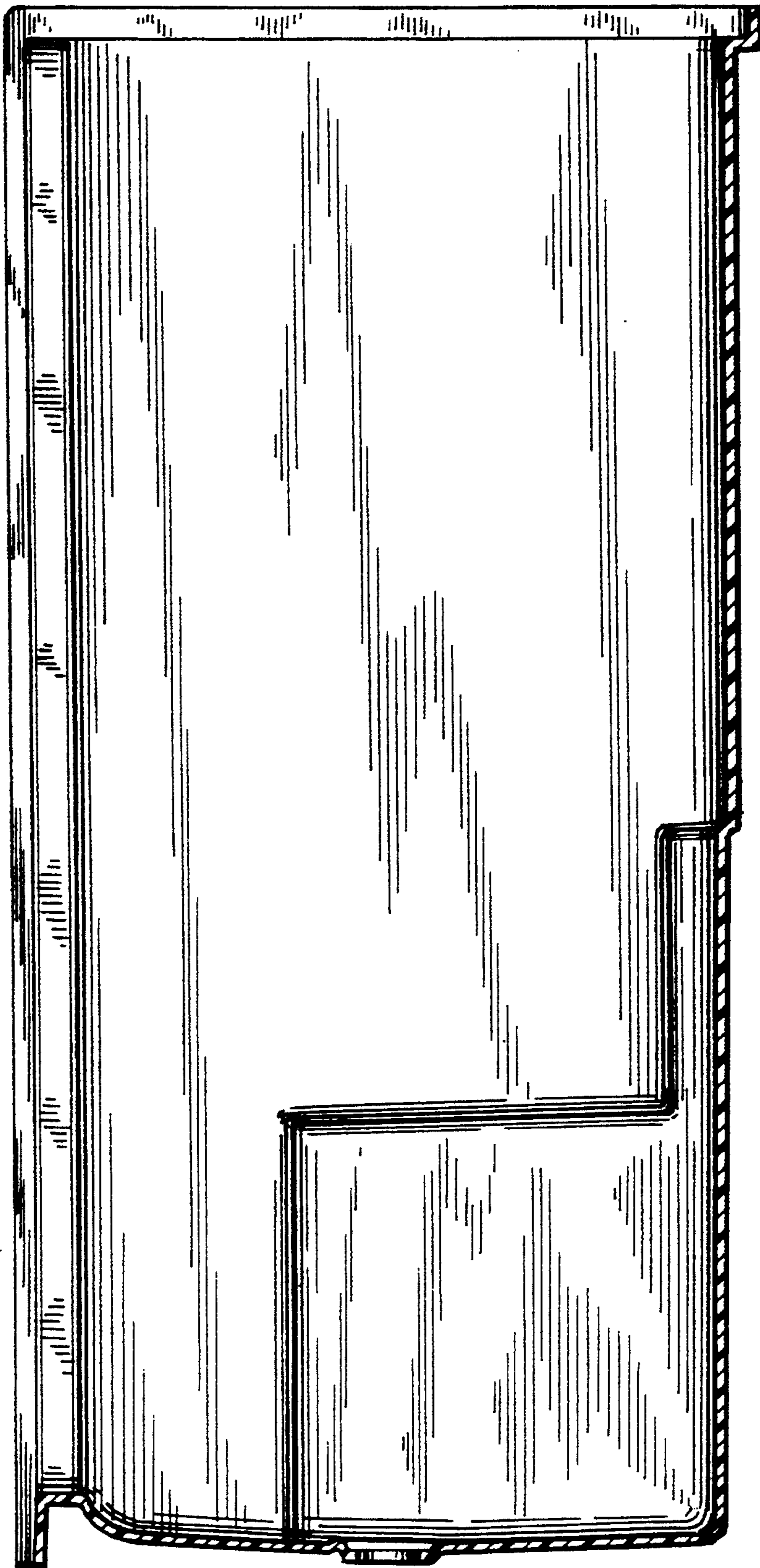
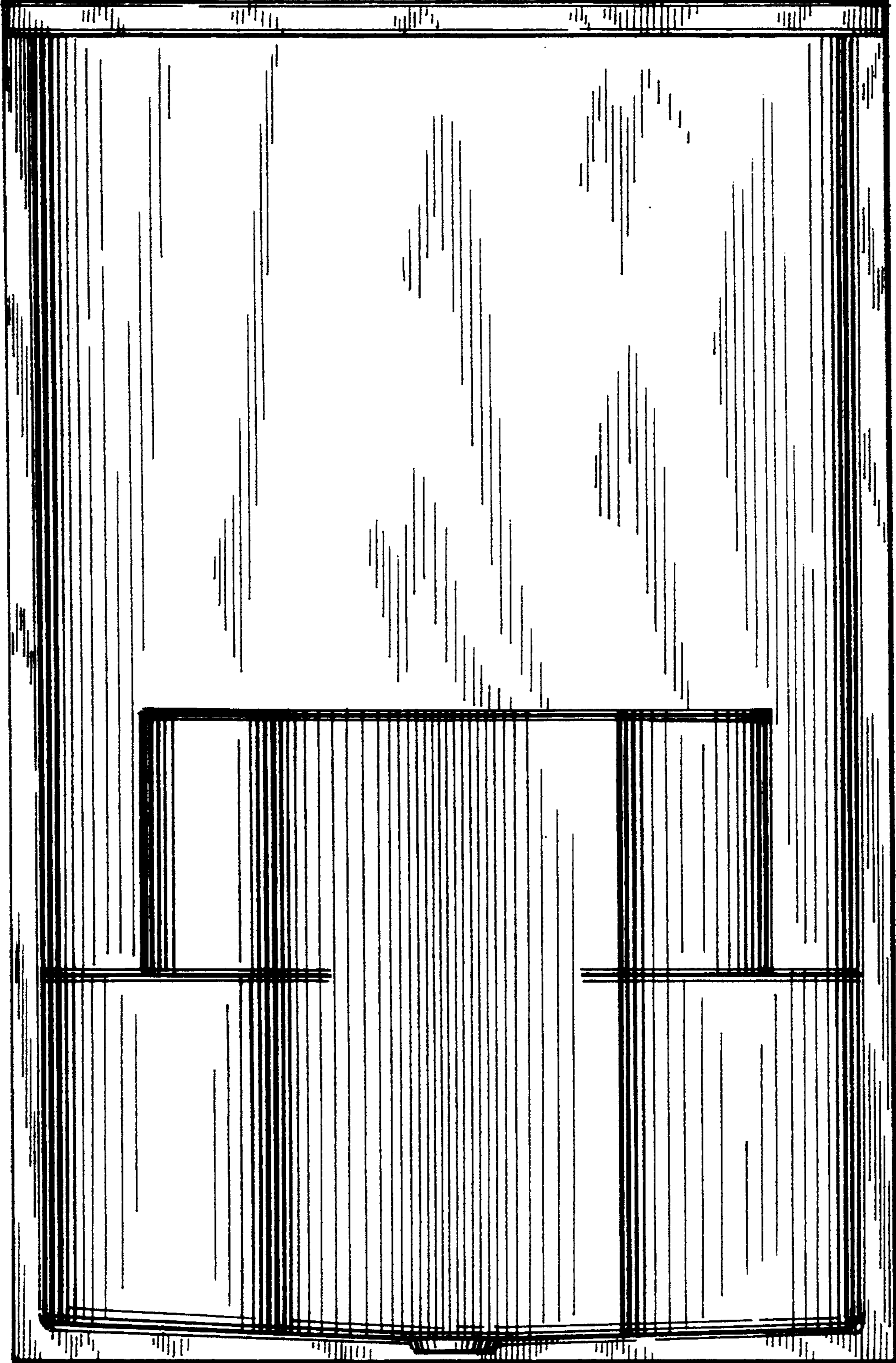


FIG. 5

FIG. 6



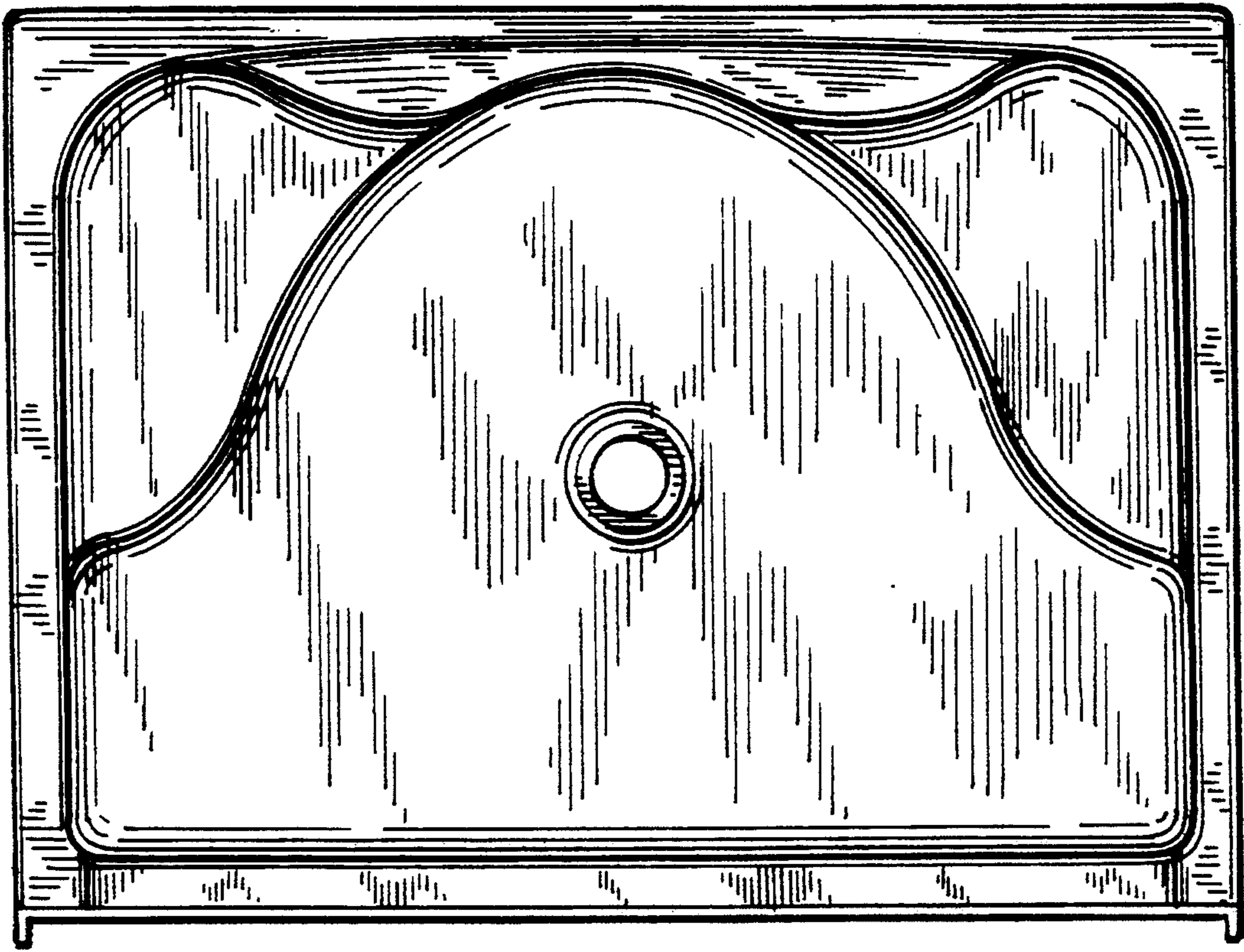


FIG. 7

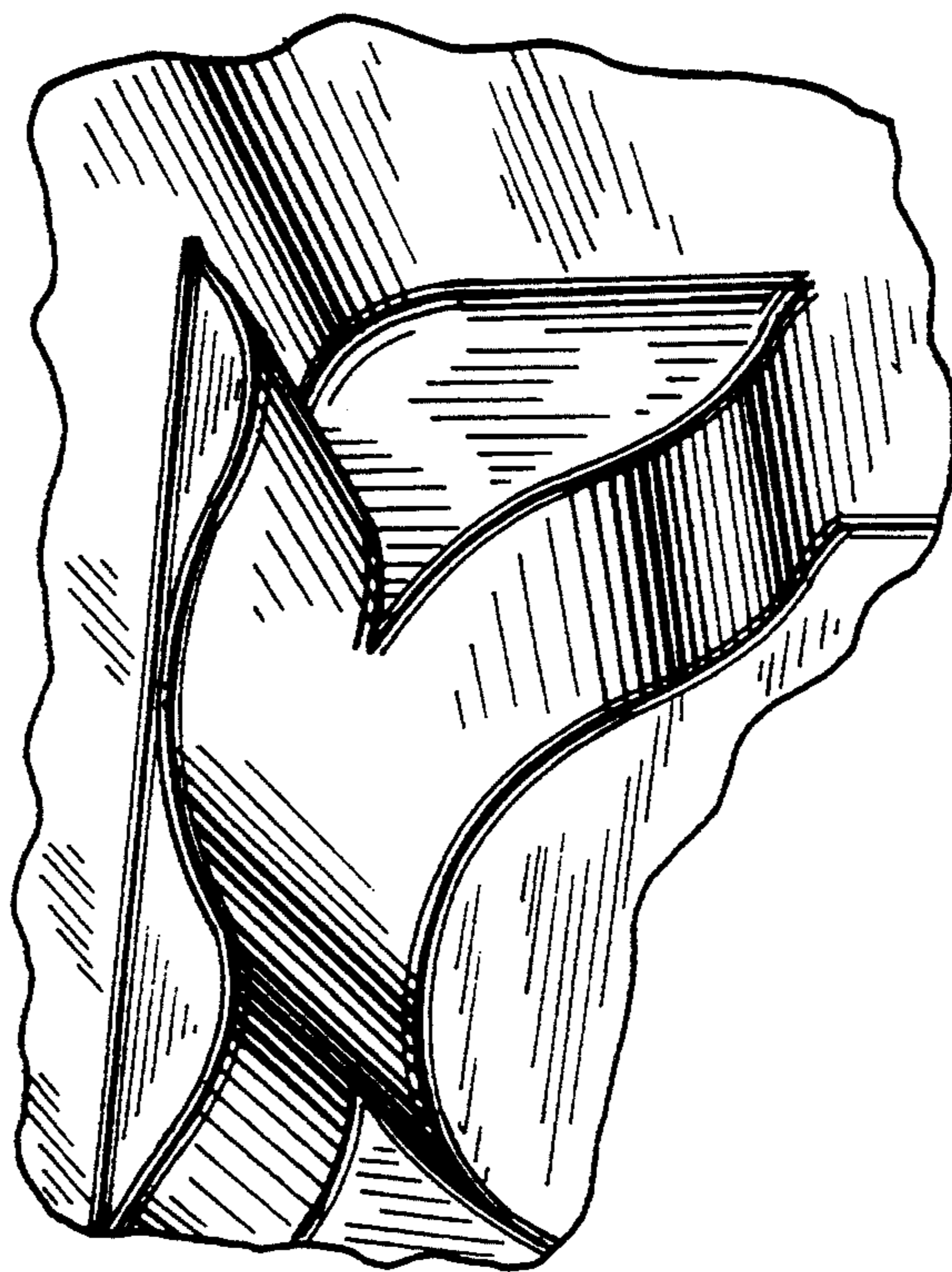


FIG. 8