



US00D349561S

United States Patent [19]

[11] Patent Number: **Des. 349,561**

Dowse et al.

[45] Date of Patent: **** Aug. 9, 1994**

[54] **WHIRLPOOL BATHTUB**

[75] Inventors: **Kent A. Dowse**, Coon Rapids;
Christopher A. Lacy, S. St. Paul, both
of Minn.

[73] Assignee: **Pearl Baths, Inc.**, Minneapolis, Minn.

[**] Term: **14 Years**

[21] Appl. No.: **600**

[22] Filed: **Oct. 19, 1992**

[52] U.S. Cl. **D23/277**

[58] Field of Search 4/538, 541.1-541.6,
4/546, 559, 584, 592, 593; D23/277-283;
D24/201-205

D. 311,770 10/1990 Sauter et al. D23/277
 D. 311,949 10/1990 Giese D23/277
 D. 313,838 1/1991 Lenahan D23/277
 D. 314,817 2/1991 Lenahav D23/281
 D. 318,121 7/1991 Jacuzzi D24/205
 3,736,924 6/1973 Jacuzzi et al. D23/281 X
 4,233,694 11/1980 Janosko et al. 4/590
 4,383,341 5/1983 Altman 4/541.3
 4,514,868 5/1985 Visnand 4/541.3
 4,954,179 9/1990 Franninge 4/541.1 X

Primary Examiner—James R. Largen
Attorney, Agent, or Firm—Haugen and Nikolai

[57] CLAIM

The ornamental design for a whirlpool bathtub, as shown and described.

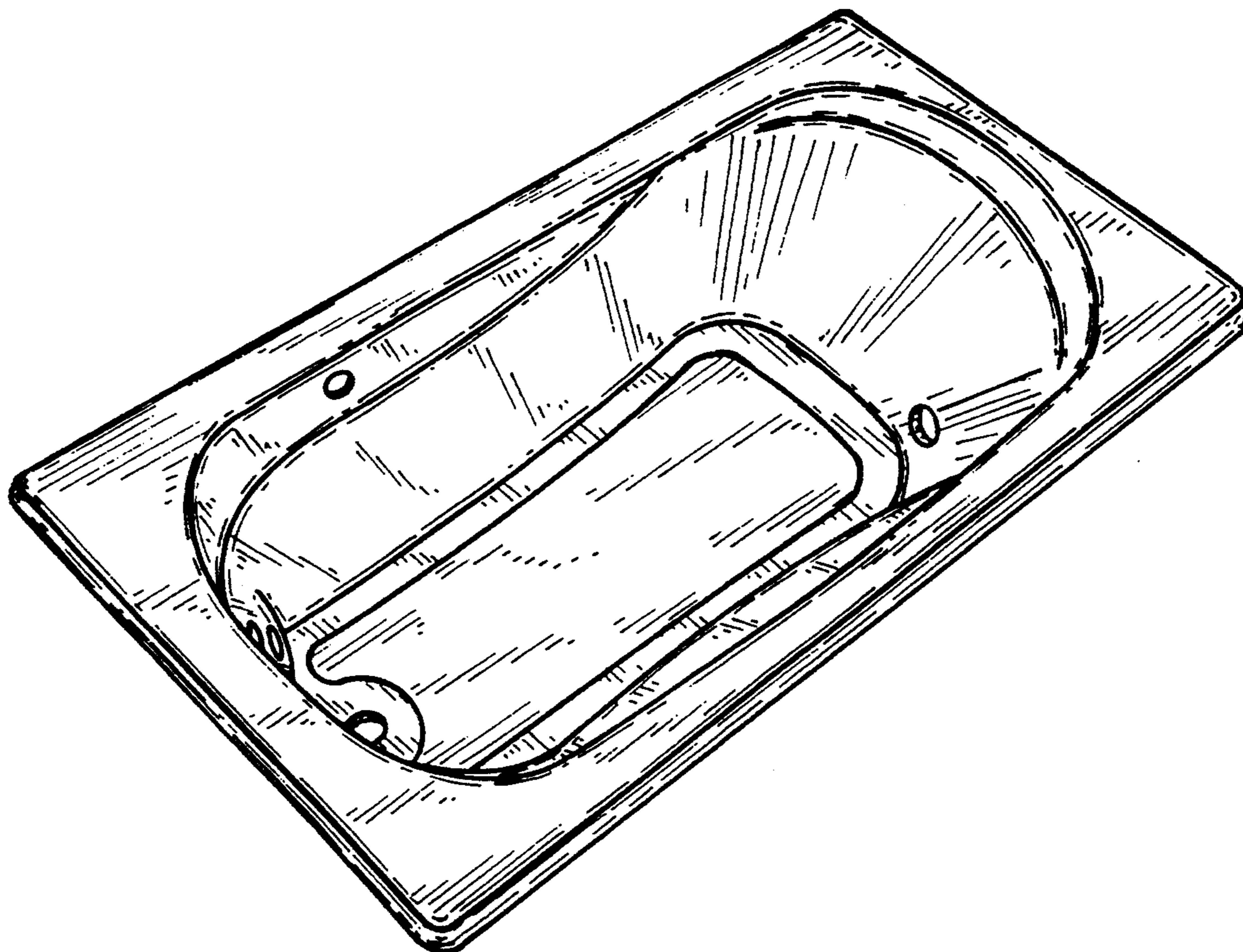
[56] References Cited

U.S. PATENT DOCUMENTS

D. 250,895 1/1979 Laver D23/281
 D. 252,704 8/1979 Read D23/281 X
 D. 253,547 11/1979 Beddome et al. D23/281
 D. 255,262 6/1980 Beddome et al. D23/281
 D. 286,568 11/1986 Kingsley D23/277 X
 D. 287,397 12/1986 Cottriss D23/281
 D. 300,360 3/1989 Jacuzzi D24/204
 D. 308,574 6/1990 D'Innocente et al. D24/204

DESCRIPTION

FIG. 1 is a top perspective view of a whirlpool bathtub showing our new design;
 FIG. 2 is a top plan view thereof;
 FIG. 3 is a side elevational view thereof;
 FIG. 4 is an elevational view thereof taken from the side opposite that shown in FIG. 3;
 FIG. 5 is an end elevational view thereof; and,
 FIG. 6 is a elevational view thereof taken from the end opposite that shown in FIG. 5.



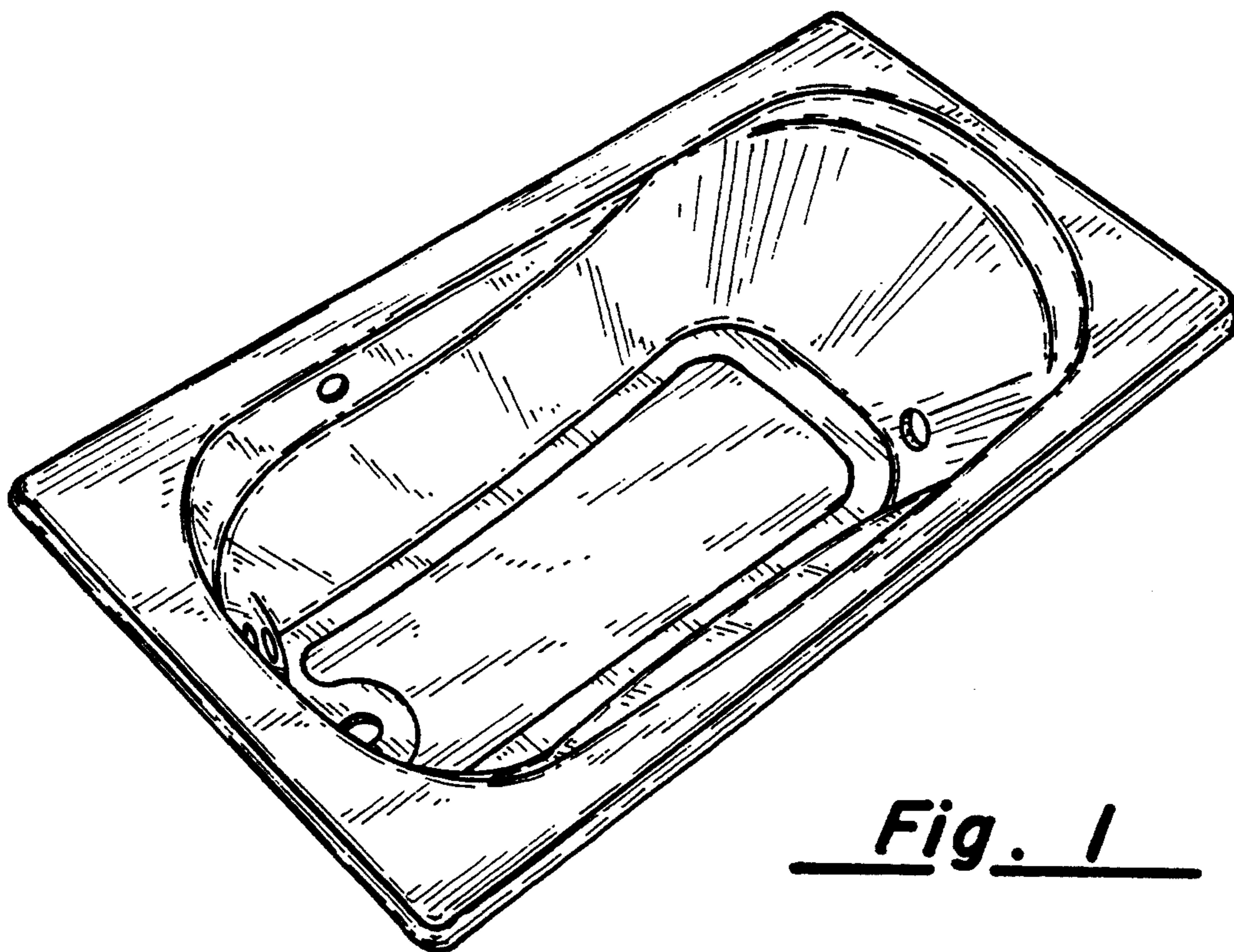


Fig. 1

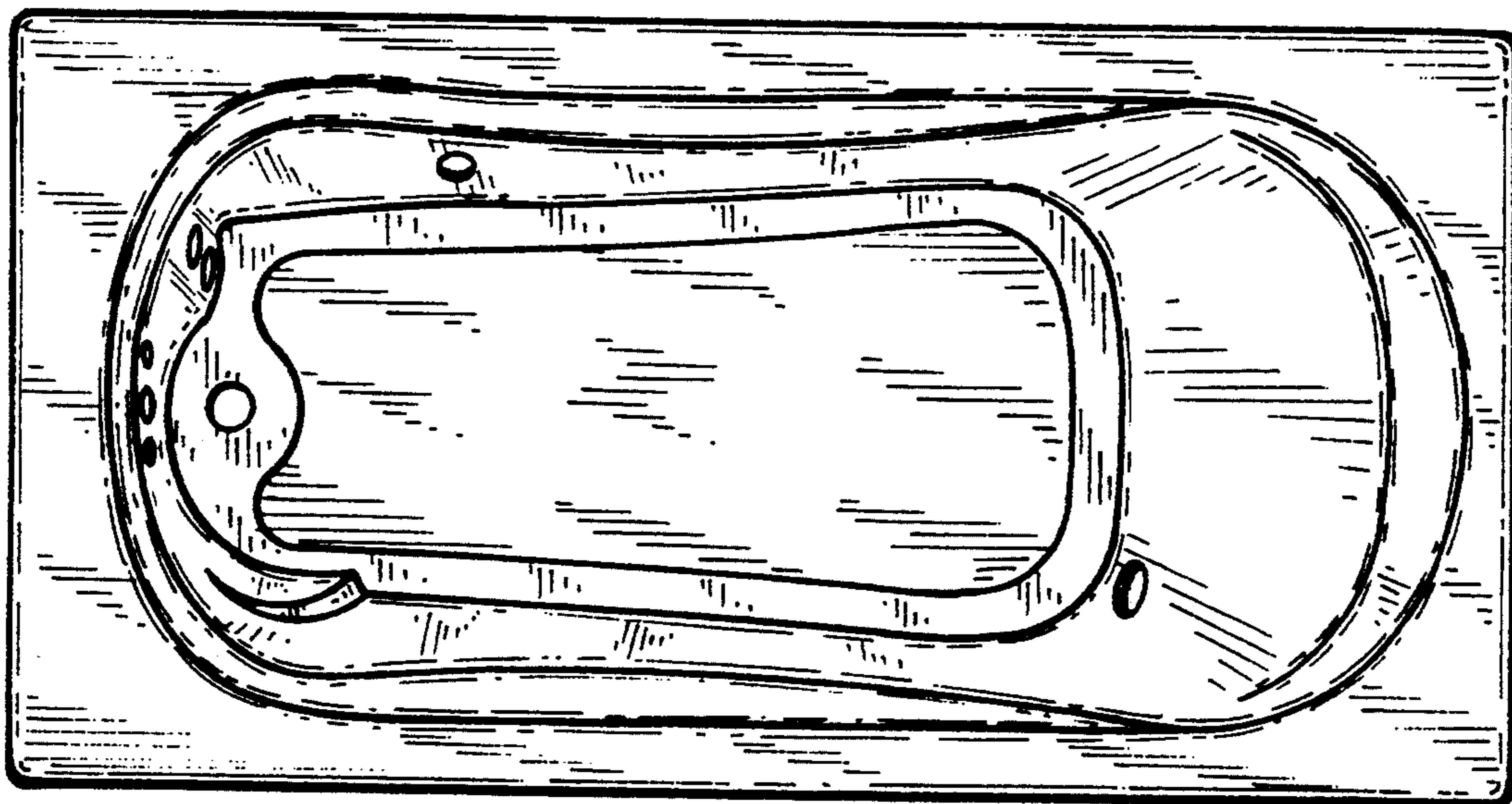


Fig. 2




Fig. 5




Fig. 6

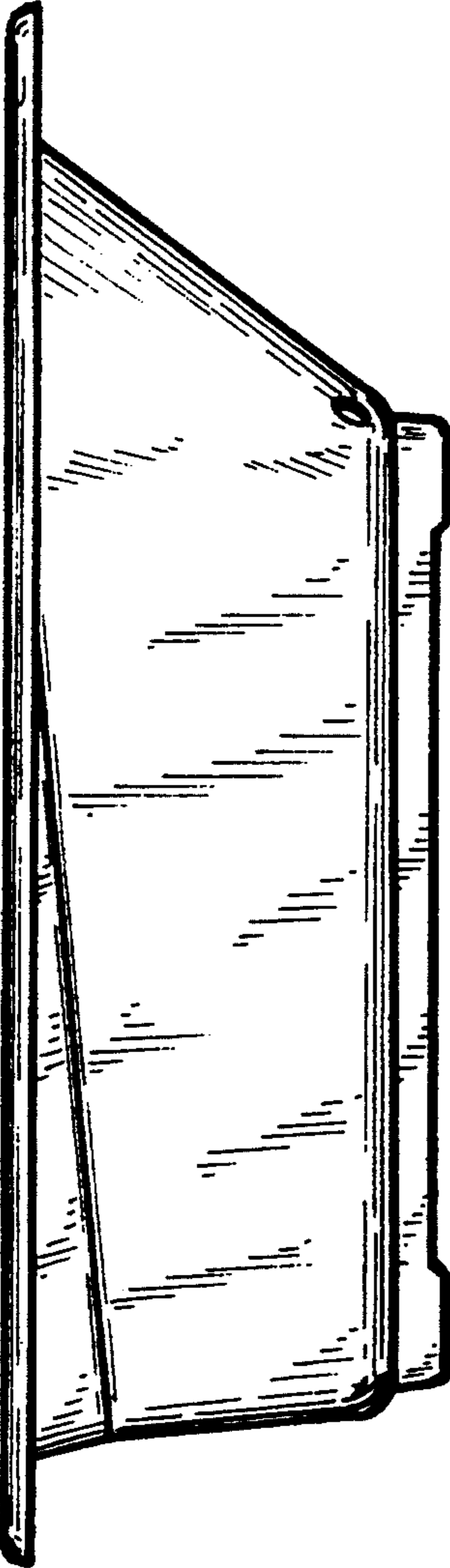


Fig. 3

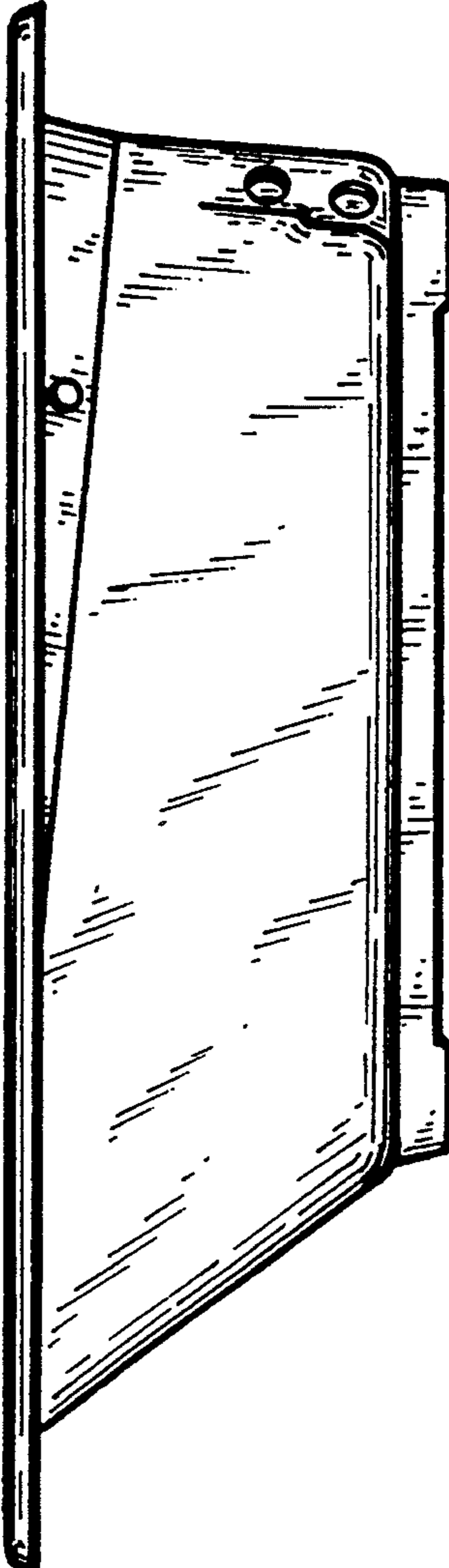


Fig. 4