



US00D349508S

United States Patent [19] Conway

[11] Patent Number: **Des. 349,508**

[45] Date of Patent: **** Aug. 9, 1994**

[54] **EYEWEAR TEMPLE**

[75] Inventor: **Simon M. Conway, Lima, N.Y.**

[73] Assignee: **Bausch & Lomb Incorporated, Rochester, N.Y.**

[**] Term: **14 Years**

[21] Appl. No.: **7,226**

[22] Filed: **Apr. 15, 1993**

[52] U.S. Cl. **D16/335**

[58] Field of Search 351/44, 51, 105, 111, 351/112, 114, 116, 123, 158; 381/25, 68, 68.5; D16/102, 103, 107, 111, 112, 116, 119, 122, 125, 127

4,012,130 3/1977 Guillet 351/123
 4,826,309 5/1989 Van Neste 351/114
 4,963,013 10/1990 Bononi 351/114
 5,002,381 3/1991 Murrell 351/123

Primary Examiner—B. J. Bullock
Assistant Examiner—R. Barkai
Attorney, Agent, or Firm—Salvatore P. Pace; Denis A. Polyn

[57] **CLAIM**

The ornamental design for an eyewear temple, as shown and described.

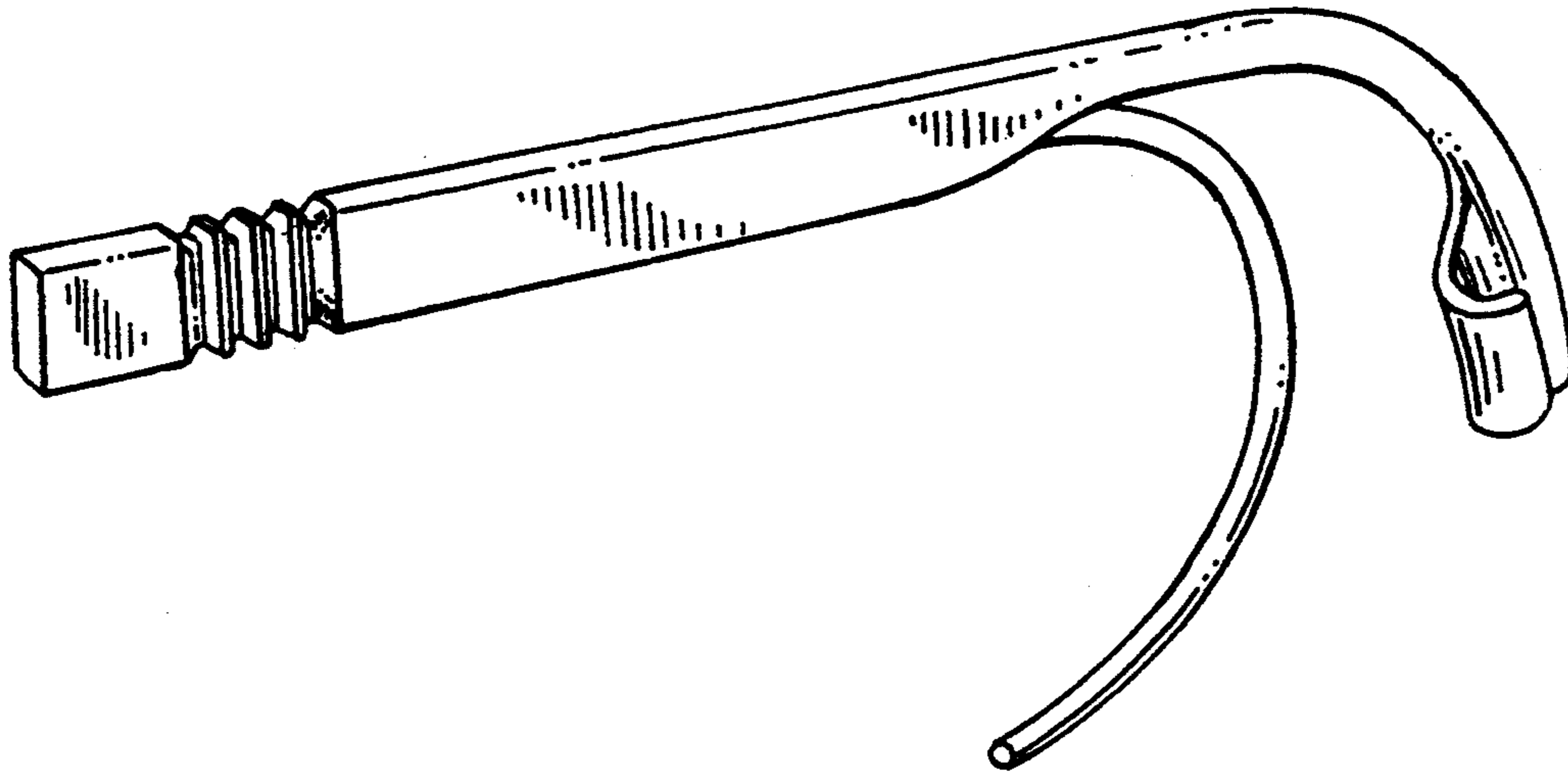
DESCRIPTION

FIG. 1 is a front perspective view of a dual purpose temple for use with eyewear;
 FIG. 2 is a right side view of the dual purpose temple shown in FIG. 1;
 FIG. 3 is a top plan view thereof;
 FIG. 4 is a mirror image of the left side view thereof;
 FIG. 5 is a bottom view thereof; and,
 FIG. 6 is a rear view thereof.

[56] **References Cited**

U.S. PATENT DOCUMENTS

D. 260,774 9/1981 Brown D16/127
 D. 307,152 4/1990 Shin D16/127
 D. 314,781 2/1991 Wiedmann D16/127
 3,266,111 8/1966 Abel 351/111



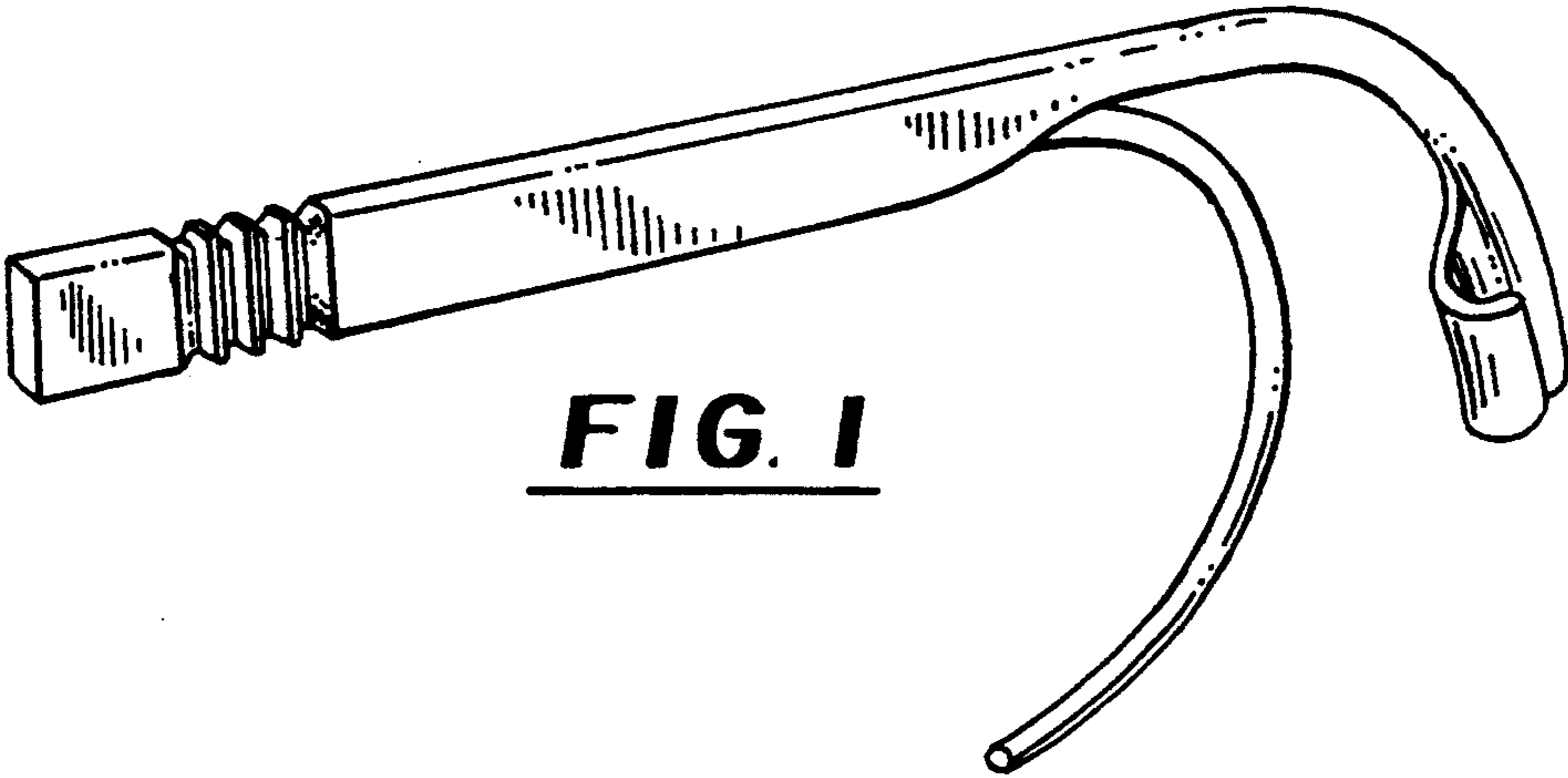


FIG. 1

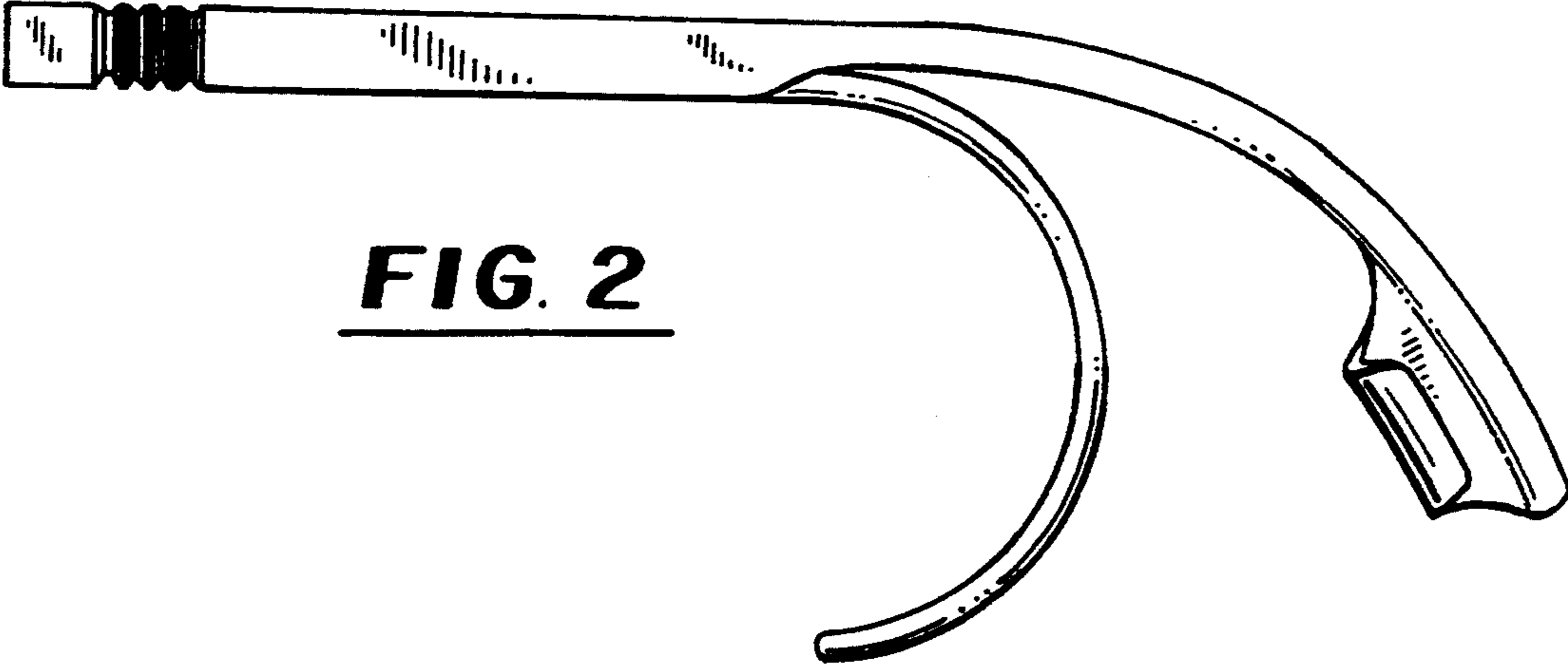


FIG. 2




FIG. 3

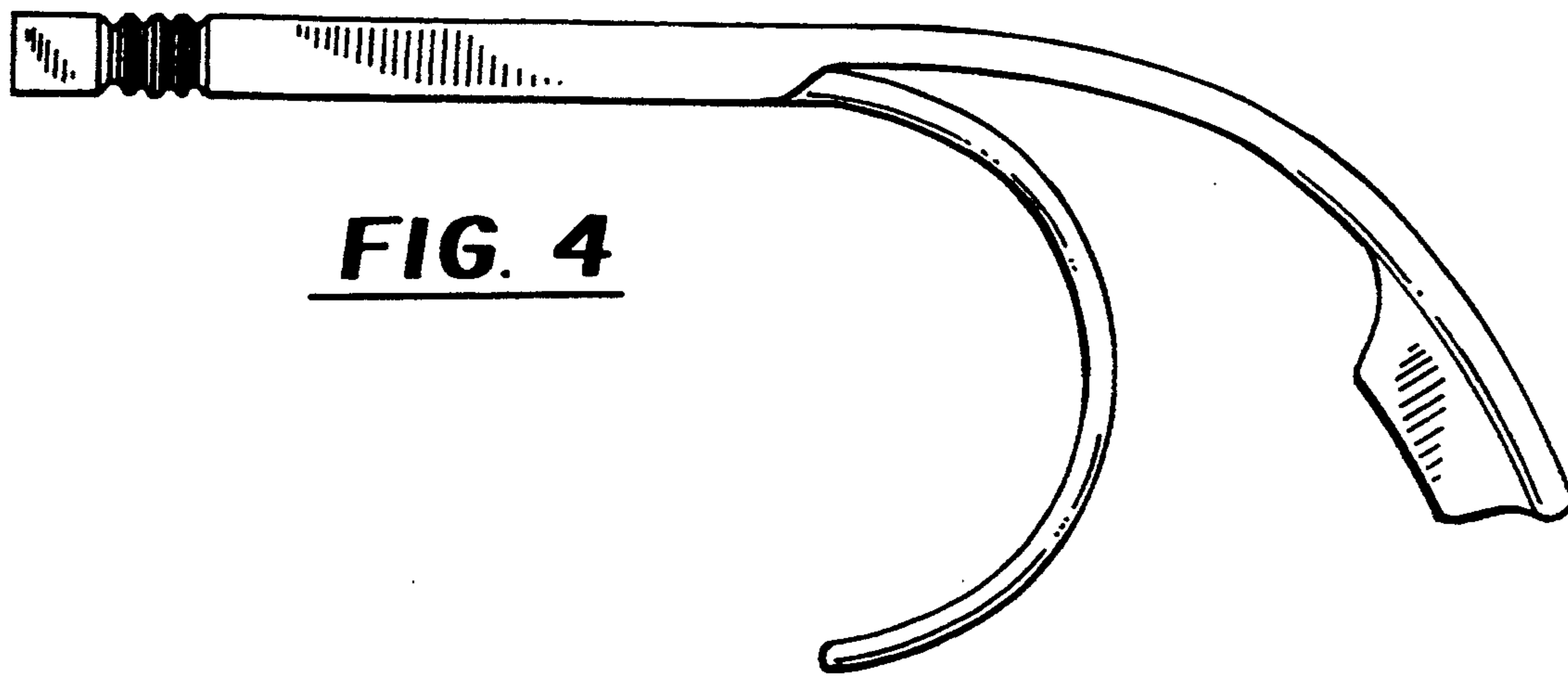


FIG. 4



FIG. 5



FIG. 6