



US00D349500S

United States Patent [19]
Koulopoulos

[11] **Patent Number: Des. 349,500**

[45] **Date of Patent: ** Aug. 9, 1994**

[54] **DIGITAL-TO-ANALOG CONVERTER HOUSING**

4,969,830 11/1990 Daly et al. 361/394 X

[75] **Inventor: Michael A. Koulopoulos, Andover, Mass.**

[73] **Assignee: Vimak Corporation, Woburn, Mass.**

[**] **Term: 14 Years**

[21] **Appl. No.: 713,442**

[22] **Filed: May 30, 1991**

[52] **U.S. Cl. D14/217**

[58] **Field of Search 381/107, 109; 341/143; D14/124, 188, 217, 265, 299**

[56] **References Cited**

U.S. PATENT DOCUMENTS

- D. 249,687 9/1978 Imazeki D14/137
- D. 316,716 5/1991 Nagata D14/188
- D. 327,688 7/1992 Ito et al. D14/188
- D. 328,073 7/1992 Yamakawa D14/217 X

OTHER PUBLICATIONS

Design; Apr. 1986; p. 27; Quad Stereo System on lower right, middle component.

Primary Examiner—Bernard Ansher
Assistant Examiner—M. Siegel
Attorney, Agent, or Firm—Dick and Harris

[57] **CLAIM**

The ornamental design for digital-to-analog converter housing, as shown and described.

DESCRIPTION

FIG. 1 is a perspective view of the digital-to-analog converter housing showing my new design; FIG. 2 is a front elevation thereof; FIG. 3 is a rear elevation thereof; FIG. 4 is a top plan view thereof; FIG. 5 is a bottom plan view thereof; FIG. 6 is a right side elevation thereof; and, FIG. 7 is a left side elevation thereof.

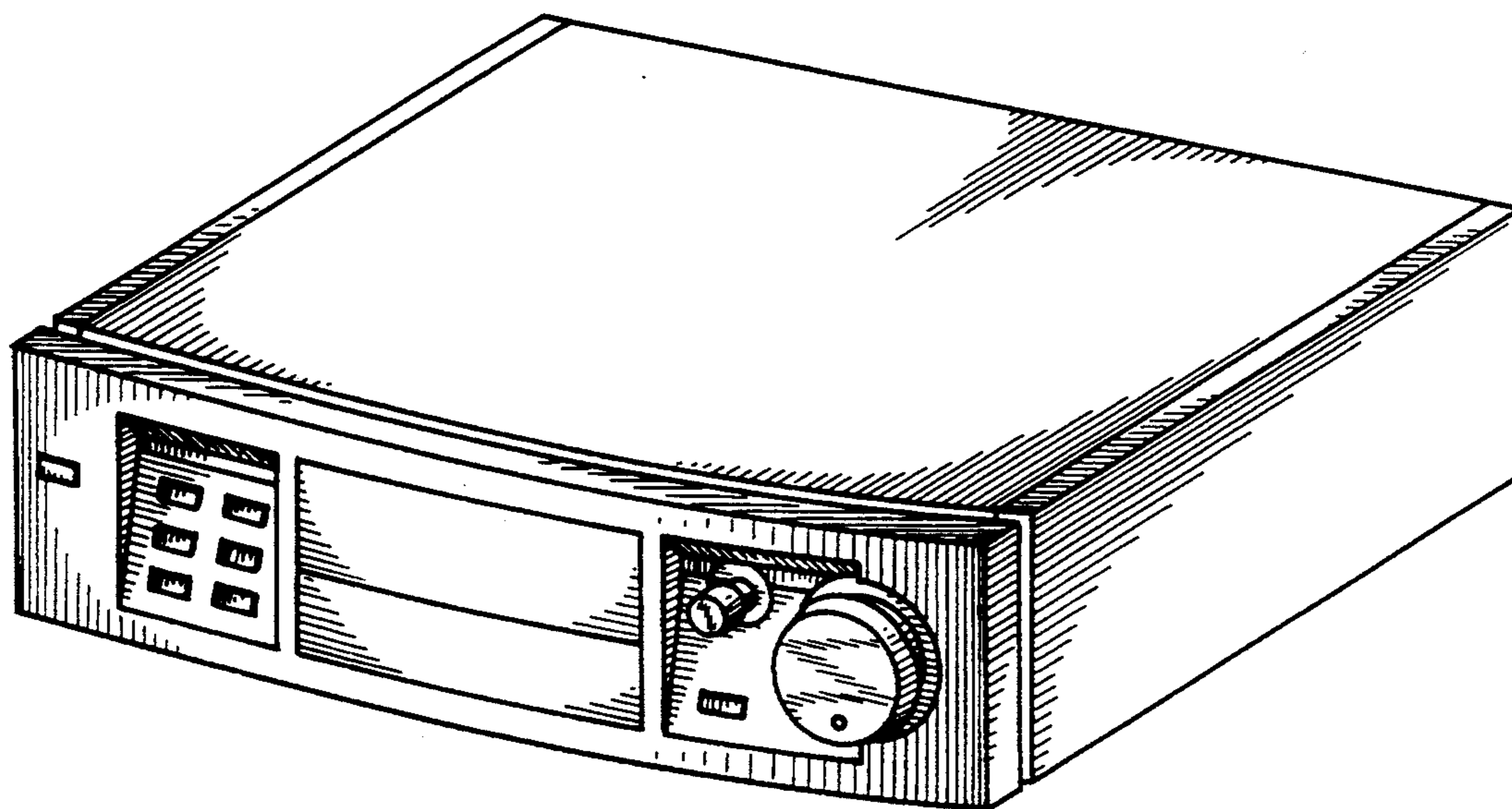


Fig 1

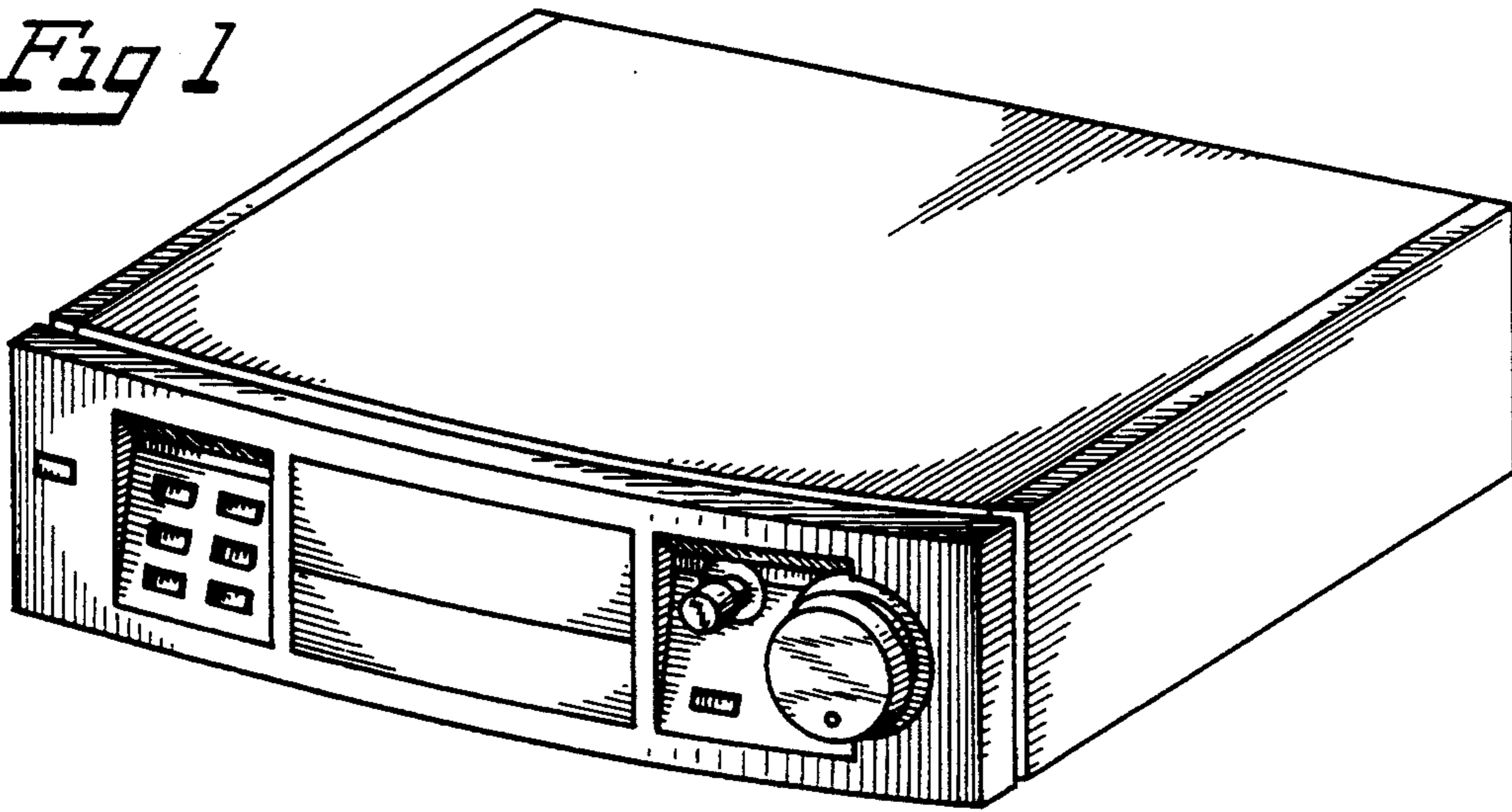


Fig 2




Fig 3




Fig 6




Fig 7




Fig 4

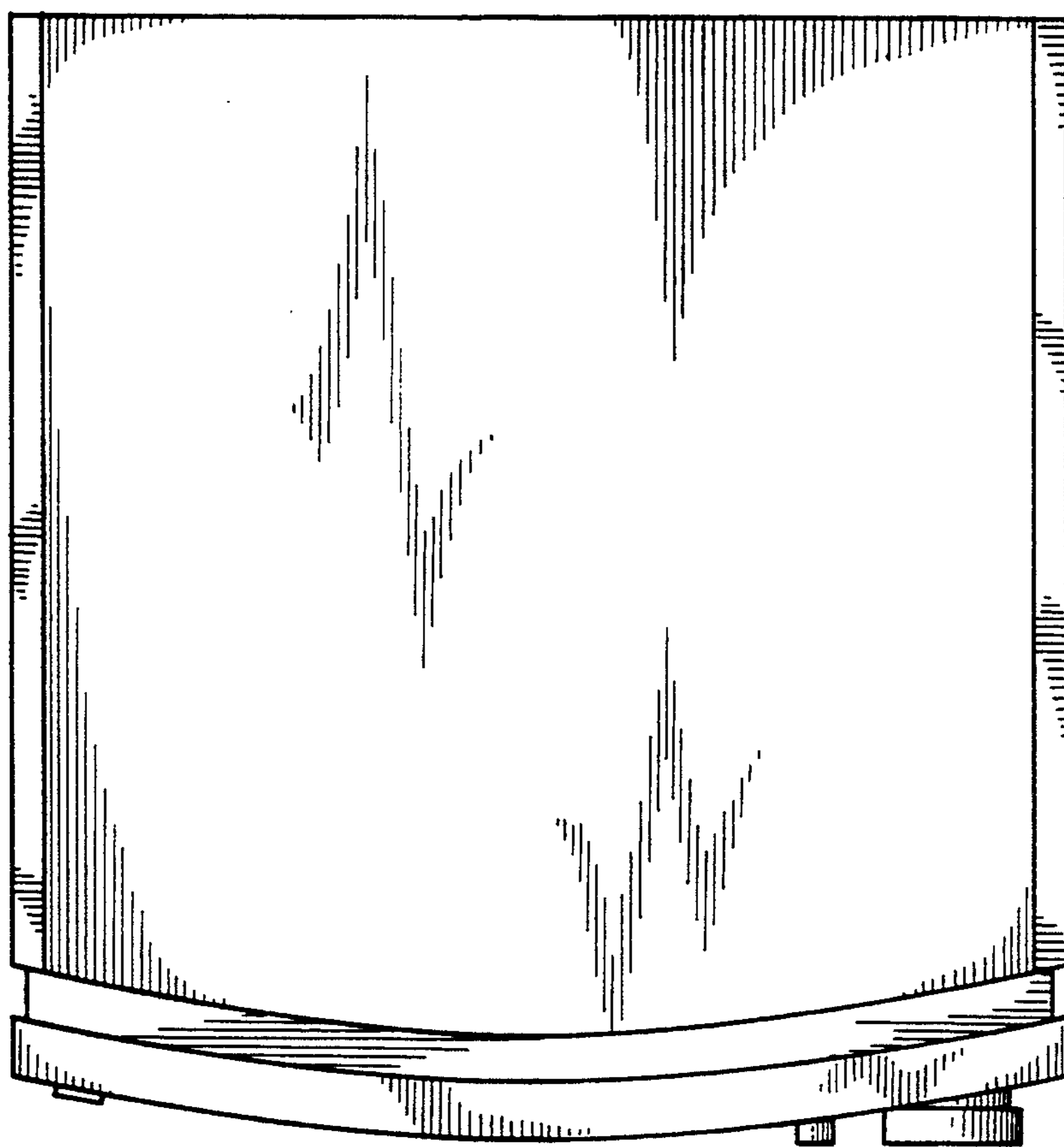


Fig 5

