



US00D349465S

# United States Patent [19] Jacobs

[11] Patent Number: **Des. 349,465**  
[45] Date of Patent: **\*\* Aug. 9, 1994**

[54] **BURGLAR ALARM FOR DOORS**  
[76] Inventor: **Steve Jacobs**, P.O. Box 3052,  
Thomasville, Ga. 31799  
[\*\*] Term: **14 Years**  
[21] Appl. No.: **12,299**  
[22] Filed: **Aug. 30, 1993**  
[52] U.S. Cl. .... **D10/106**  
[58] Field of Search ..... 116/67 R, 75, 86;  
340/540, 541, 545, 546, 547, 565, 566, 551, 571,  
572, 573; D10/104, 106, 121

5,097,253 3/1992 Eschbach et al. .... 340/545  
5,132,667 7/1992 Cranford ..... 340/426

*Primary Examiner*—Wallace R. Burke  
*Assistant Examiner*—Marcus Jackson  
*Attorney, Agent, or Firm*—Terry M. Gernstein

### [57] CLAIM

The ornamental design for a burglar alarm for doors, as shown and described.



### DESCRIPTION

FIG. 1 is a front, top and side perspective view of the burglar alarm for doors showing my new design, the unit being shown on the door and with the broken line showing for illustrative purposes only and forming no part of the claimed design;  
FIG. 2 is a front elevational view thereof;  
FIG. 3 is a rear elevational view thereof;  
FIG. 4 is a side elevational view thereof, the side opposite being a mirror image of the side shown in FIG. 4; and,  
FIG. 5 is an end elevational view thereof, the end opposite being a mirror image of the end shown in FIG. 5.

### [56] References Cited

#### U.S. PATENT DOCUMENTS

|            |         |                        |         |
|------------|---------|------------------------|---------|
| 213,936    | 4/1879  | Reese .                |         |
| D. 325,356 | 4/1992  | Kin Man Jse .....      | D10/106 |
| D. 336,054 | 6/1993  | Zitherland .....       | D10/106 |
| 468,557    | 2/1892  | Andrews .....          | 116/6   |
| 2,570,438  | 10/1951 | Flagge .....           | 116/6   |
| 4,118,691  | 10/1978 | Sims .....             | 116/6   |
| 4,910,497  | 3/1990  | Seachris .....         | 340/545 |
| 4,967,083  | 10/1990 | Kornbrekke et al. .... | 340/545 |



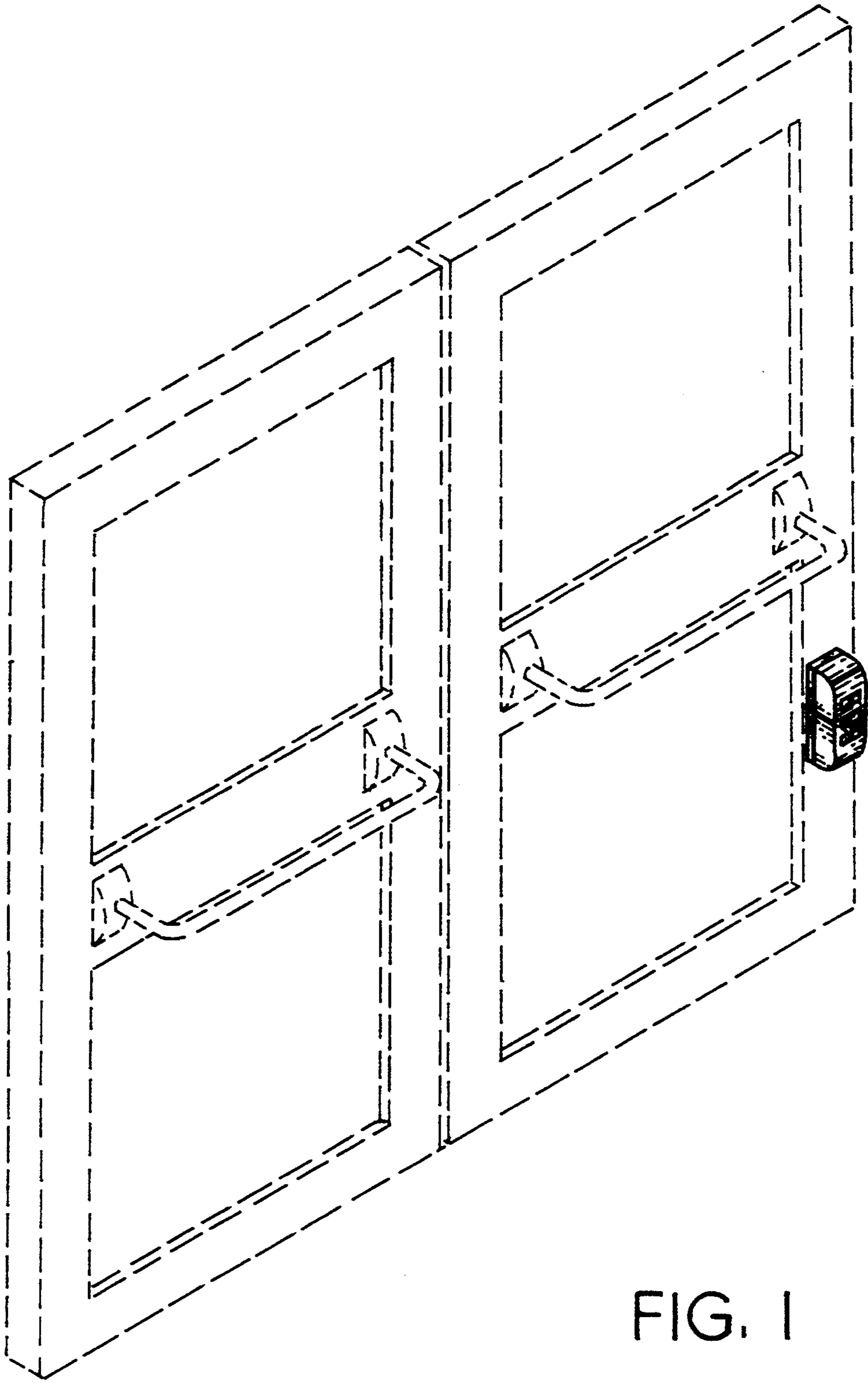


FIG. 1




FIG. 2

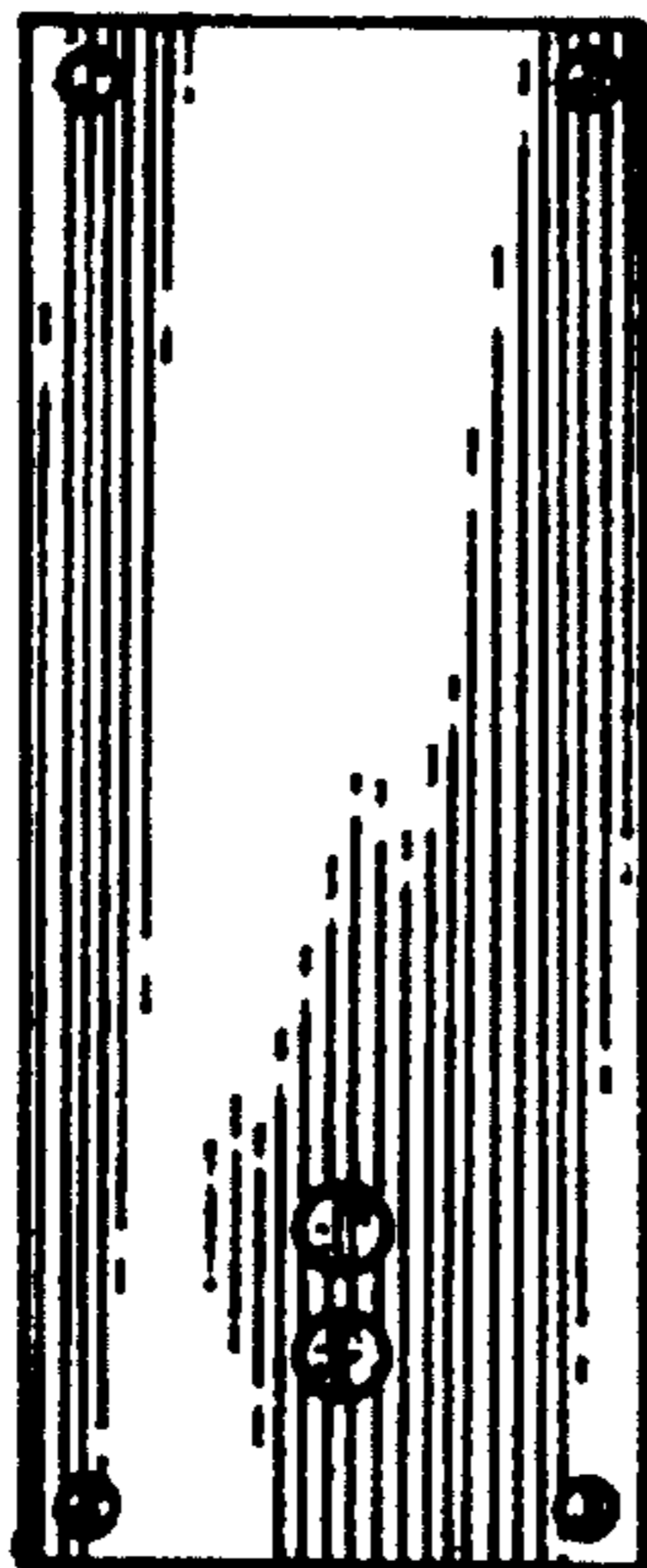


FIG. 3



FIG. 4




FIG. 5