



US00D349460S

United States Patent [19]

[11] Patent Number: **Des. 349,460**

Kobs

[45] Date of Patent: **** Aug. 9, 1994**

[54] **WRIST WATCH**

[76] Inventor: **Elmar Kobs**, Postfach 11 13, W-8944
Grönenbach, Fed. Rep. of Germany

[**] Term: **14 Years**

[21] Appl. No.: **929,779**

[22] Filed: **Aug. 12, 1992**

[30] **Foreign Application Priority Data**

Feb. 21, 1992 [DE] Fed. Rep. of
Germany M9201509.3

[52] U.S. Cl. **D10/32; D10/39;**
D11/6

[58] Field of Search 368/276-277,
368/280-282, 285; 63/1.1-4, 9, 21; D10/1-40,
122-132; D11/4, 5, 12, 6

[56] **References Cited**

U.S. PATENT DOCUMENTS

D. 186,397 10/1959 Katz D10/32
D. 255,023 5/1980 Hofman D11/12 X

D. 316,831 5/1991 Bulgari D11/6
D. 327,655 7/1992 Ng D10/32
D. 336,265 6/1993 Bichi D11/6
D. 340,648 10/1993 Scheuffle D10/32
2,518,163 8/1950 Megar D10/32


Primary Examiner—Nelson C. Holtje
Attorney, Agent, or Firm—Workman Nydegger &
Jensen

[57] **CLAIM**

The ornamental design for a wrist watch, as shown and described.

DESCRIPTION

FIG. 1 is a perspective view of the wrist watch showing my new design;
FIG. 2 is a right side elevational view thereof;
FIG. 3 is a front elevational view thereof;
FIG. 4 is a left side elevational view thereof;
FIG. 5 is a bottom plan view thereof;
FIG. 6 is an elevational view of the back side of the wrist watch design; and,
FIG. 7 is a top plan view thereof.






FIG. 1



FIG. 2




FIG. 3



FIG. 4



FIG. 5




FIG. 6



FIG. 7