



US00D349454S

United States Patent [19]

Shumway et al.

[11] Patent Number: **Des. 349,454**

[45] Date of Patent: **** Aug. 9, 1994**

[54] CONTAINER

[76] Inventors: **Craig S. Shumway; Amy Shumway**,
both of P.O. Box 149394, Orlando,
Fla. 32814

[**] Term: **14 Years**

[21] Appl. No.: **3,543**

[22] Filed: **Jan. 7, 1993**

[52] U.S. Cl. **D9/335; D11/118**

[58] Field of Search **D9/307, 335, 337;**
D3/11, 104; 229/93; 40/1; 428/16-18, 20;
D21/156, 208, 254; D11/118

1,323,002 11/1919 Bowman D21/156 X
2,251,705 8/1941 Gonzalez 40/1 X
3,144,375 8/1964 Day D11/118 X

Primary Examiner—Bernard Ansher
Assistant Examiner—M. Siegel
Attorney, Agent, or Firm—Warren L. Franz

[57] CLAIM

The ornamental design for a container, as shown and described.

DESCRIPTION

FIG. 1 is a perspective view of a container showing our new design:

FIG. 2 is a front elevational view thereof, the undisclosed opposite side being identical;

FIG. 3 is a side elevational view thereof, the undisclosed opposite side being identical;

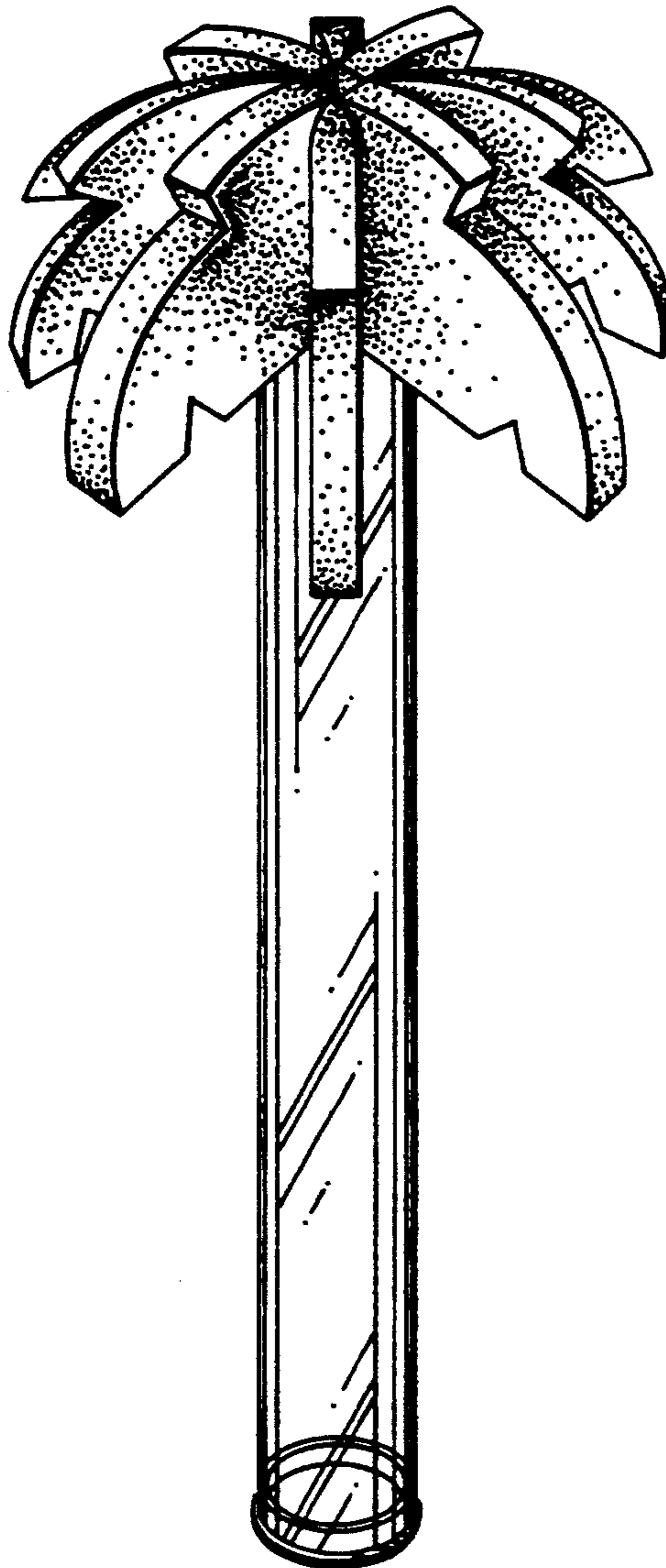
FIG. 4 is a bottom plan view thereof; and,

FIG. 5 is a top plan view thereof.

[56] References Cited

U.S. PATENT DOCUMENTS

D. 257,227 10/1980 Youngberg D9/418
D. 315,676 3/1991 Snipes et al. D9/337
D. 335,223 5/1993 Shumway et al. D4/119
D. 340,003 10/1993 Wright et al. D11/118



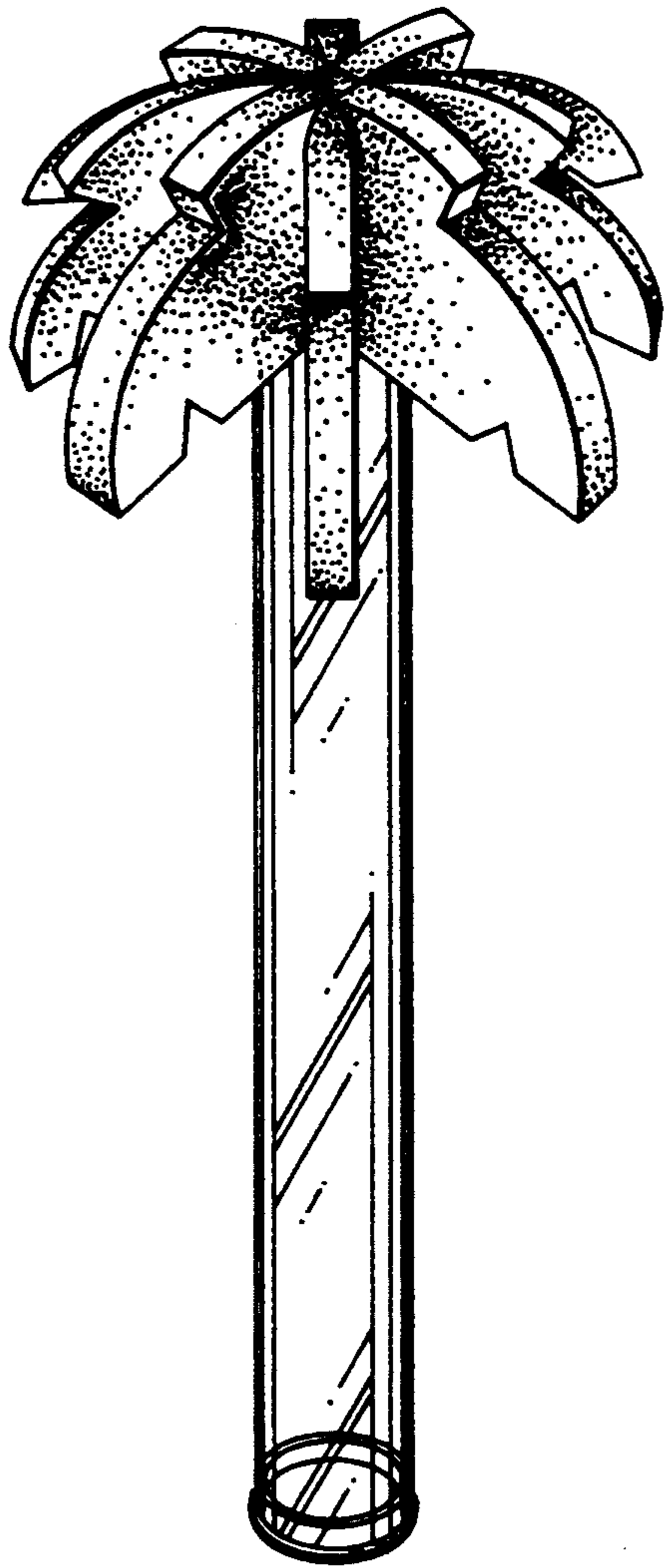


FIG. 1

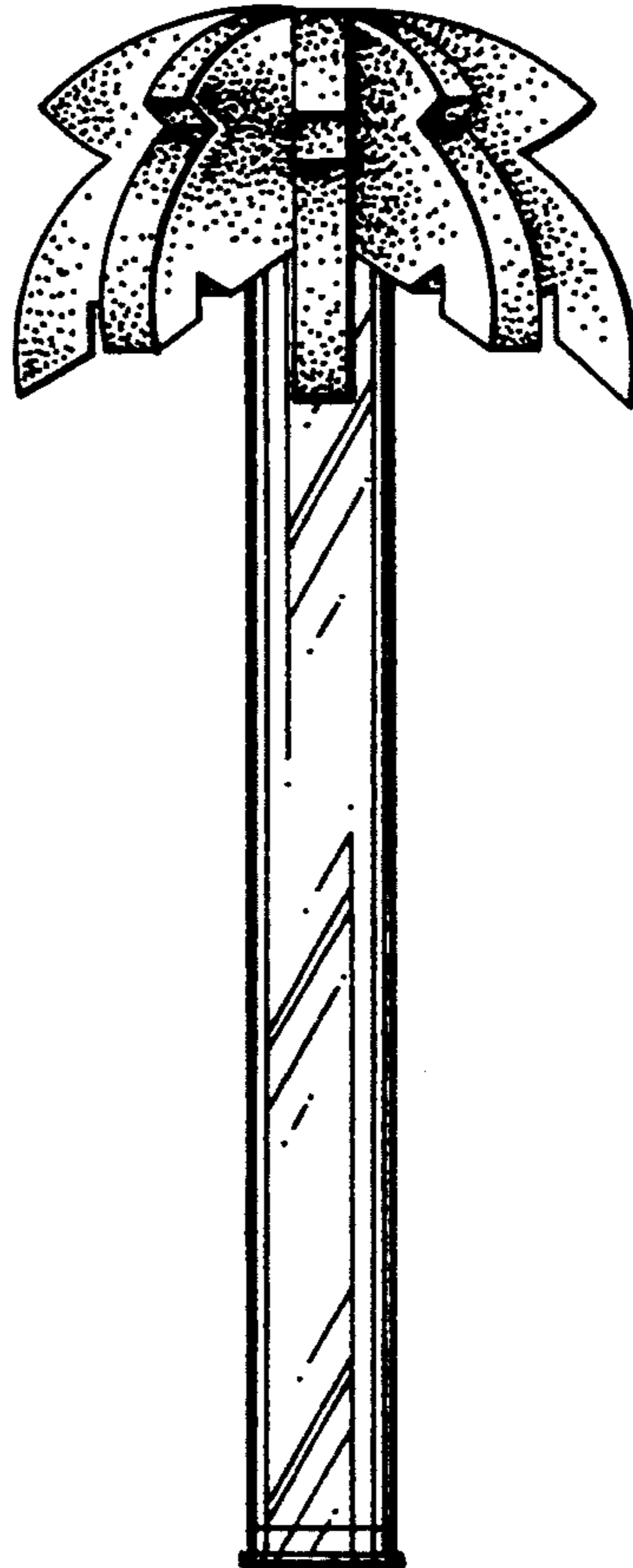


FIG. 2

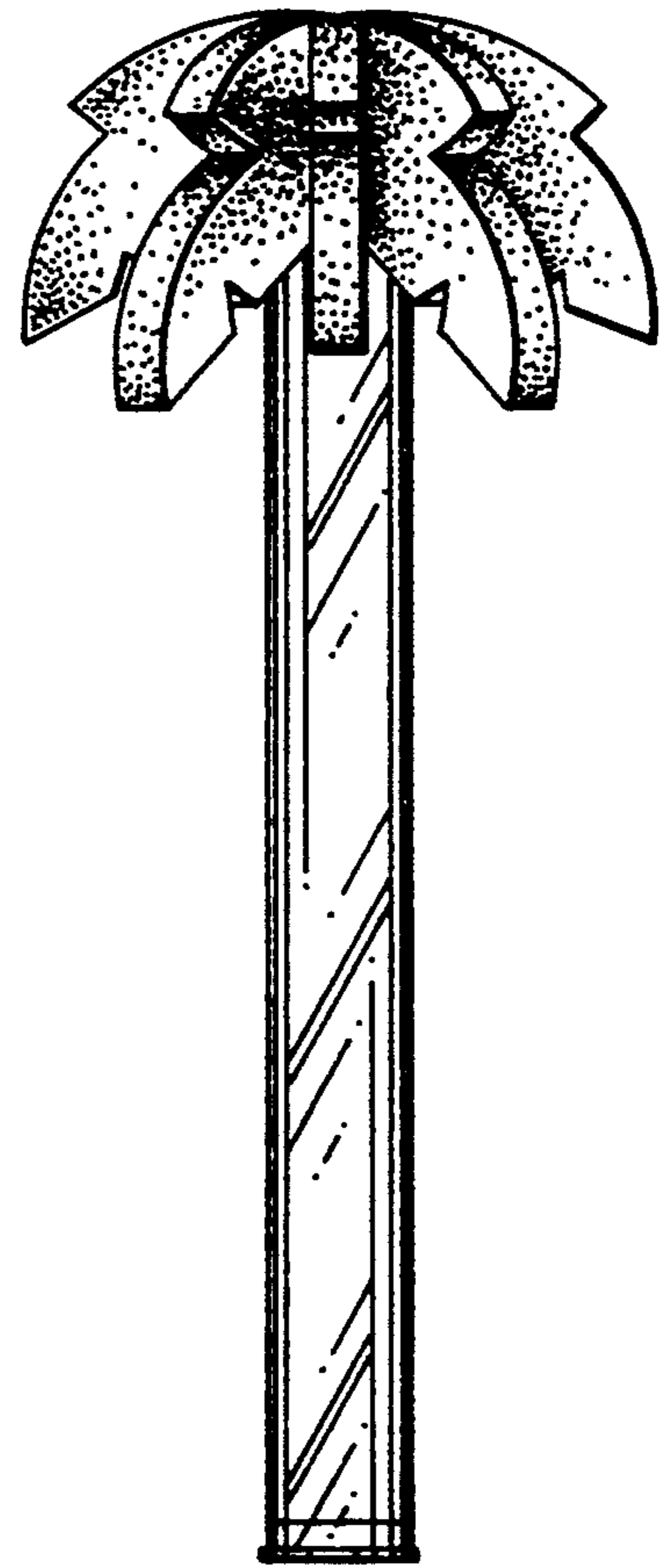


FIG. 3




FIG. 4




FIG. 5