



US00D349453S

United States Patent [19]

[11] Patent Number: **Des. 349,453**

Shumway et al.

[45] Date of Patent: **** Aug. 9, 1994**

[54] **DISPLAY PACKAGE**

[76] Inventors: **Craig S. Shumway; Amy Shumway,**
both of P.O. Box 149394, Orlando,
Fla. 32814

[**] Term: **14 Years**

[21] Appl. No.: **3,454**

[22] Filed: **Jan. 7, 1993**

[52] U.S. Cl. **D9/329; D9/335;**
D9/337; D9/305

[58] Field of Search **D9/305, 306, 329, 337,**
D9/335; 206/579, 315.1, 315.9, 466; 383/117

[56] **References Cited**

U.S. PATENT DOCUMENTS

- D. 180,233 5/1957 Incera D9/329
- D. 257,227 10/1980 Yangberg D9/418
- D. 335,255 5/1993 Carrillo D9/305 X
- D. 336,160 6/1993 Shumway et al. D4/119

- 1,872,640 8/1932 Pink 206/315.9
- 2,554,841 5/1951 Rumsey, Jr. 206/315.9 X
- 4,098,405 7/1978 Botvin 383/117 X
- 4,993,548 2/1991 Peterson 206/315.1
- 5,050,999 9/1991 Van Loon, III 383/6 X


Primary Examiner—Bernard Ansher
Assistant Examiner—M. Siegel
Attorney, Agent, or Firm—Warren L. Franz

[57] **CLAIM**

The ornamental design for a display package, as shown.

DESCRIPTION

FIG. 1 is a perspective view of a display package showing our new design;
FIG. 2 is a right side view thereof;
FIG. 3 is a front elevational view thereof;
FIG. 4 is a left side view thereof;
FIG. 5 is a rear elevational view thereof;
FIG. 6 is a top plan view thereof; and,
FIG. 7 is a bottom plan view thereof.






FIG. 1




FIG. 5




FIG. 6




FIG. 7




FIG. 2




FIG. 3




FIG. 4