



US00D349444S

# United States Patent [19]

[11] Patent Number: **Des. 349,444**

Schmidt

[45] Date of Patent: **\*\* Aug. 9, 1994**

[54] **UTILITY KNIFE**

[75] Inventor: **Gregory G. Schmidt**, Newport Beach, Calif.

[73] Assignee: **Pacific Handy Cutter, Inc.**, Costa Mesa, Calif.

[\*\*] Term: **14 Years**

[21] Appl. No.: **5,792**

[22] Filed: **Mar. 8, 1993**

[52] U.S. Cl. .... **D8/98; D8/99**

[58] Field of Search ..... **D8/98, 99, 107; 30/162, 30/320, 329, 335, 337, 338, 339**

D. 296,297	6/1988	Weimann et al. ....	D8/107
D. 310,475	9/1990	Weimann .....	D8/99
D. 311,675	10/1990	Wilson et al. ....	D8/98
D. 319,378	8/1991	Wilcox .....	D8/99
5,022,156	6/1991	Kallens et al. ....	30/337
5,168,630	12/1992	Weber .....	30/337

*Primary Examiner*—Bernard Ansher  
*Assistant Examiner*—Philip Hyder  
*Attorney, Agent, or Firm*—Poms, Smith, Lande & Rose

### [57] CLAIM

The ornamental design for a utility knife, as shown.

### DESCRIPTION

FIG. 1 is a perspective view of a utility knife embodying my new design;  
FIG. 2 is a side elevational view of the utility knife;  
FIG. 3 is a top plan view of the utility knife;  
FIG. 4 is a bottom view thereof;  
FIG. 5 is an end view of the utility knife; and,  
FIG. 6 is an end view taken from the end opposite that of FIG. 5.

### [56] References Cited

#### U.S. PATENT DOCUMENTS

D. 234,570	3/1975	Craddock .....	D8/98
D. 244,576	6/1977	Van Alstine .....	D8/98
D. 290,333	6/1987	Pashley .....	D8/99
D. 293,202	12/1987	West et al. ....	D8/99

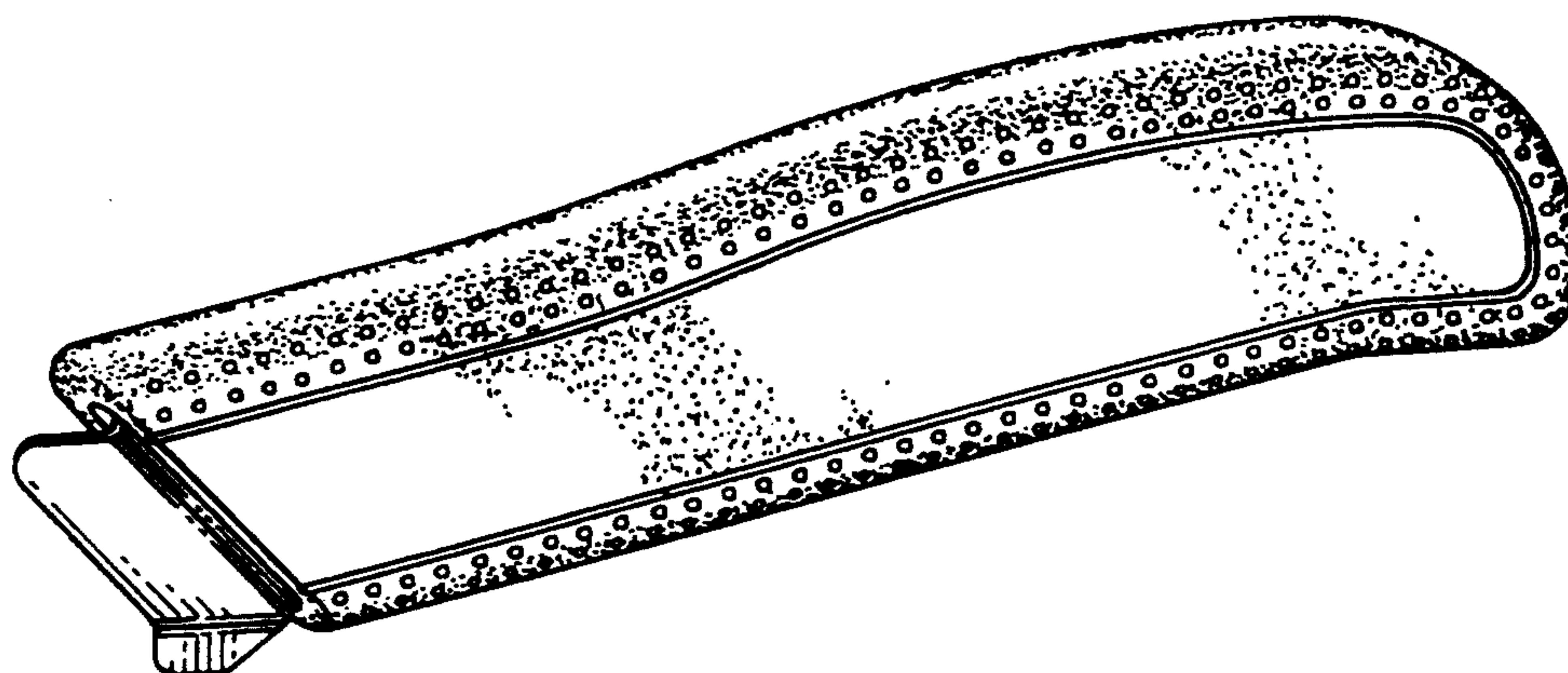


FIG. 1

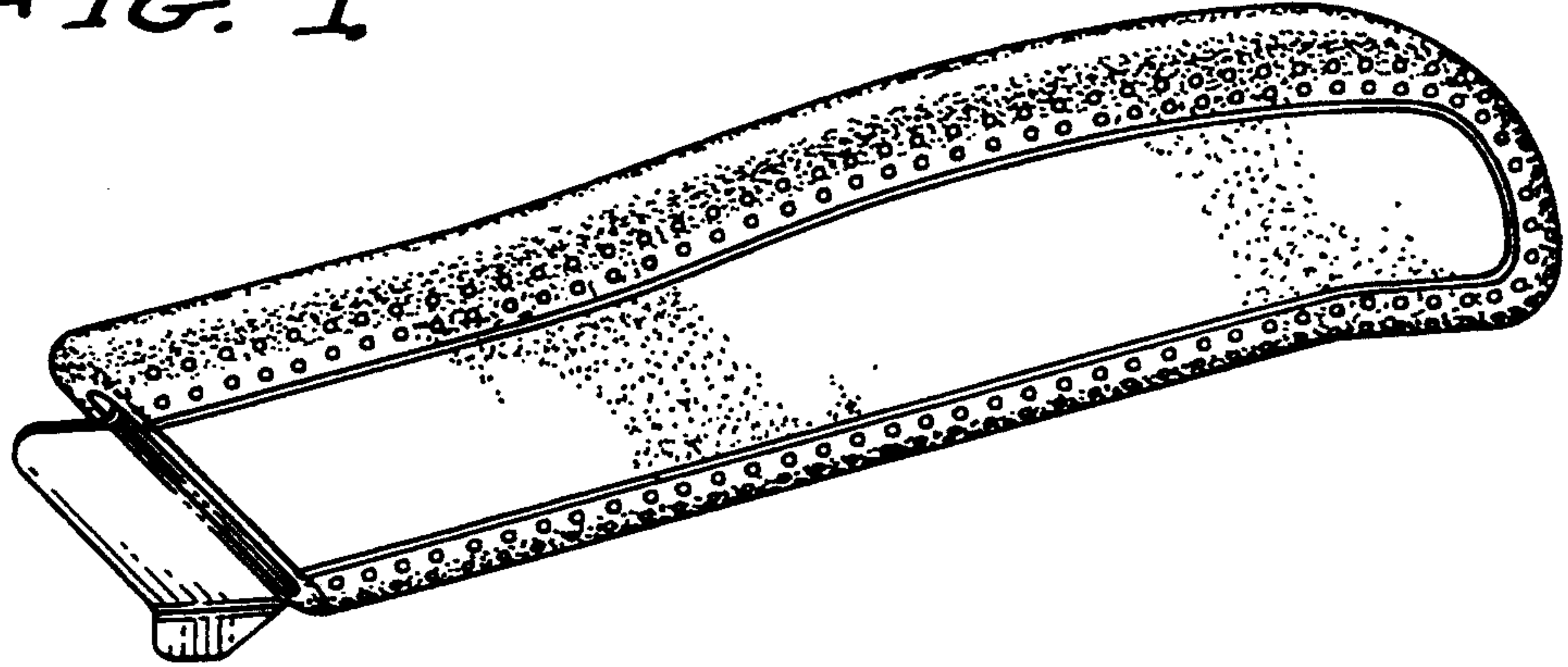


FIG. 2

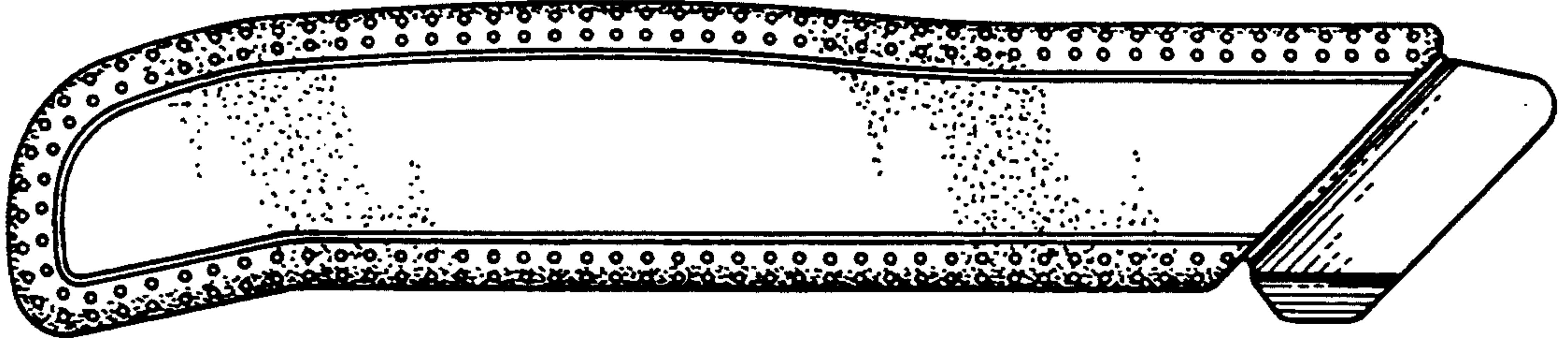


FIG. 3




FIG. 4




FIG. 5




FIG. 6

