



US00D349435S

United States Patent [19]
Taylor

[11] **Patent Number: Des. 349,435**
[45] **Date of Patent: ** Aug. 9, 1994**

[54] **CLIP FOR SUPPORTING NEWLY PLANTED TREES**

[76] **Inventor: Richard B. Taylor, 15120 Zig Zag Rd., Albion, N.Y. 14411-9722**

[**] **Term: 14 Years**

[21] **Appl. No.: 8,397**

[22] **Filed: May 17, 1993**

[52] **U.S. Cl. D8/1**

[58] **Field of Search D8/1; 47/42-47; 24/339**

[56] **References Cited**

U.S. PATENT DOCUMENTS

D. 287,564	1/1987	McCully	D8/1
D. 332,729	1/1993	Sessions	D8/1
346,905	8/1886	Gulick	47/43 R X
525,010	8/1894	Fuller	D8/1 X
527,959	10/1894	Flesher	47/44 L
587,365	8/1897	Forde	47/44 L
2,968,850	1/1961	Tinnerman	47/47 S X
4,881,342	11/1989	Ferguson	47/47 S

FOREIGN PATENT DOCUMENTS

680494	5/1930	France	47/46
70742	11/1948	Norway	47/46
641322	2/1984	Switzerland	47/46

Primary Examiner—Wallace R. Burke
Assistant Examiner—H. Baynham
Attorney, Agent, or Firm—Shlesinger, Fitzsimmons & Shlesinger

[57] **CLAIM**

The ornamental design for a clip for supporting newly planted trees, as shown and described.

DESCRIPTION

FIG. 1 is a top plan view of a clip for supporting newly planted trees showing my new design, the bottom plan view being a mirror image of this top plan view; FIG. 2 is a left end elevational view thereof; FIG. 3 is a right end elevational view thereof; and, FIG. 4 is an elevational view of one side thereof, the opposite side being a mirror image of said one side thereof.

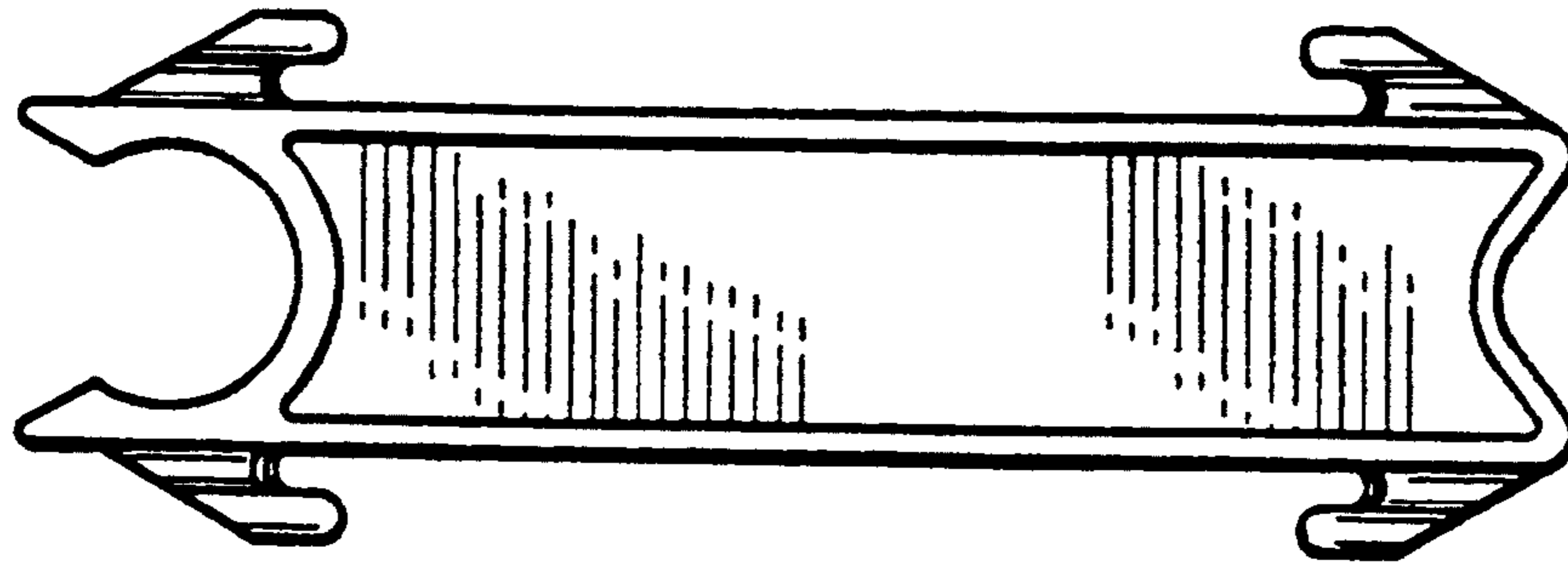




FIG. 1




FIG. 2




FIG. 3

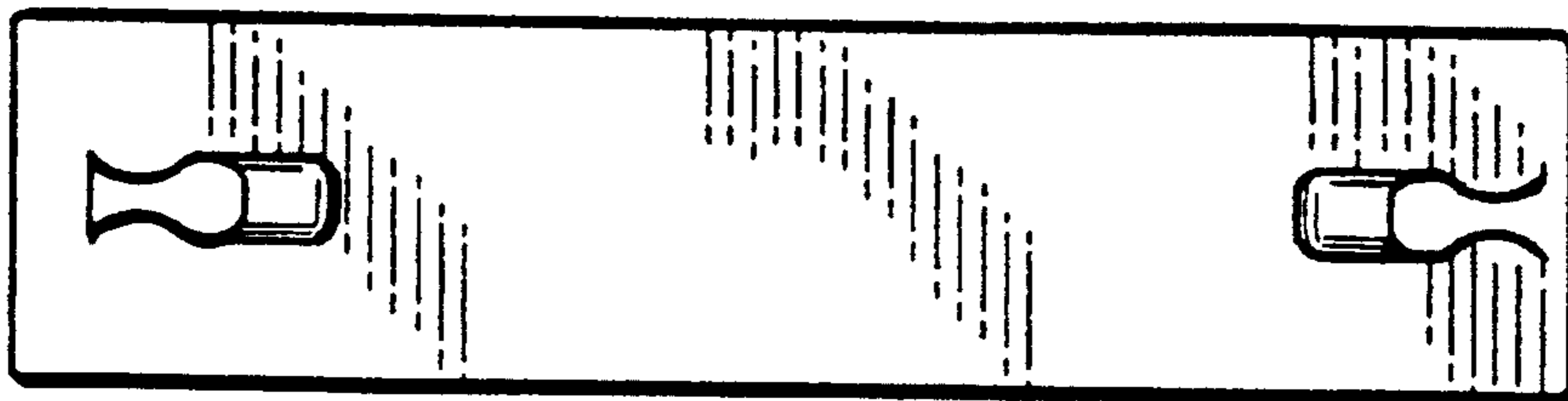


FIG. 4