



US00D349434S

# United States Patent [19] Archambeau

[11] Patent Number: **Des. 349,434**

[45] Date of Patent: **\*\* Aug. 9, 1994**

[54] **PLANT STAKE**

[76] Inventor: **Dave Archambeau**, Town Highway  
10, Kirby, Va. 05851

[\*\*] Term: **14 Years**

[21] Appl. No.: **7,503**

[22] Filed: **Apr. 26, 1993**

[52] U.S. Cl. .... **D8/1**

[58] Field of Search ..... **D8/1; 47/47**

[56] **References Cited**

**U.S. PATENT DOCUMENTS**

D. 240,754	7/1976	Shroyer .....	D8/1
D. 260,960	9/1981	Maila, Jr. ....	D8/1
D. 261,853	11/1981	Gigante .....	D8/1
D. 299,374	1/1989	Williams .....	D8/1 X
D. 331,526	12/1992	Miller .....	D8/1
D. 334,333	3/1993	Christen et al. ....	D8/1 X
D. 335,802	5/1993	Klump .....	D8/1
1,976,264	10/1934	Miner et al. .	
2,764,846	10/1956	Worthington .....	47/47
3,165,863	1/1965	Duran .....	47/47
3,447,263	6/1969	Johnson .....	47/47
4,048,752	9/1977	Anderson .....	47/47
4,164,094	8/1979	Kempka .....	47/47
4,503,636	3/1985	Stuckey .....	47/44
4,677,788	7/1987	Mastandrea .....	47/47
4,750,293	6/1988	Dyke .....	47/47

**FOREIGN PATENT DOCUMENTS**

8002508	11/1980	Netherlands .....	47/47
88995	5/1921	Switzerland .....	47/47 R
344255	3/1960	Switzerland .....	47/47

*Primary Examiner*—Wallace R. Burke

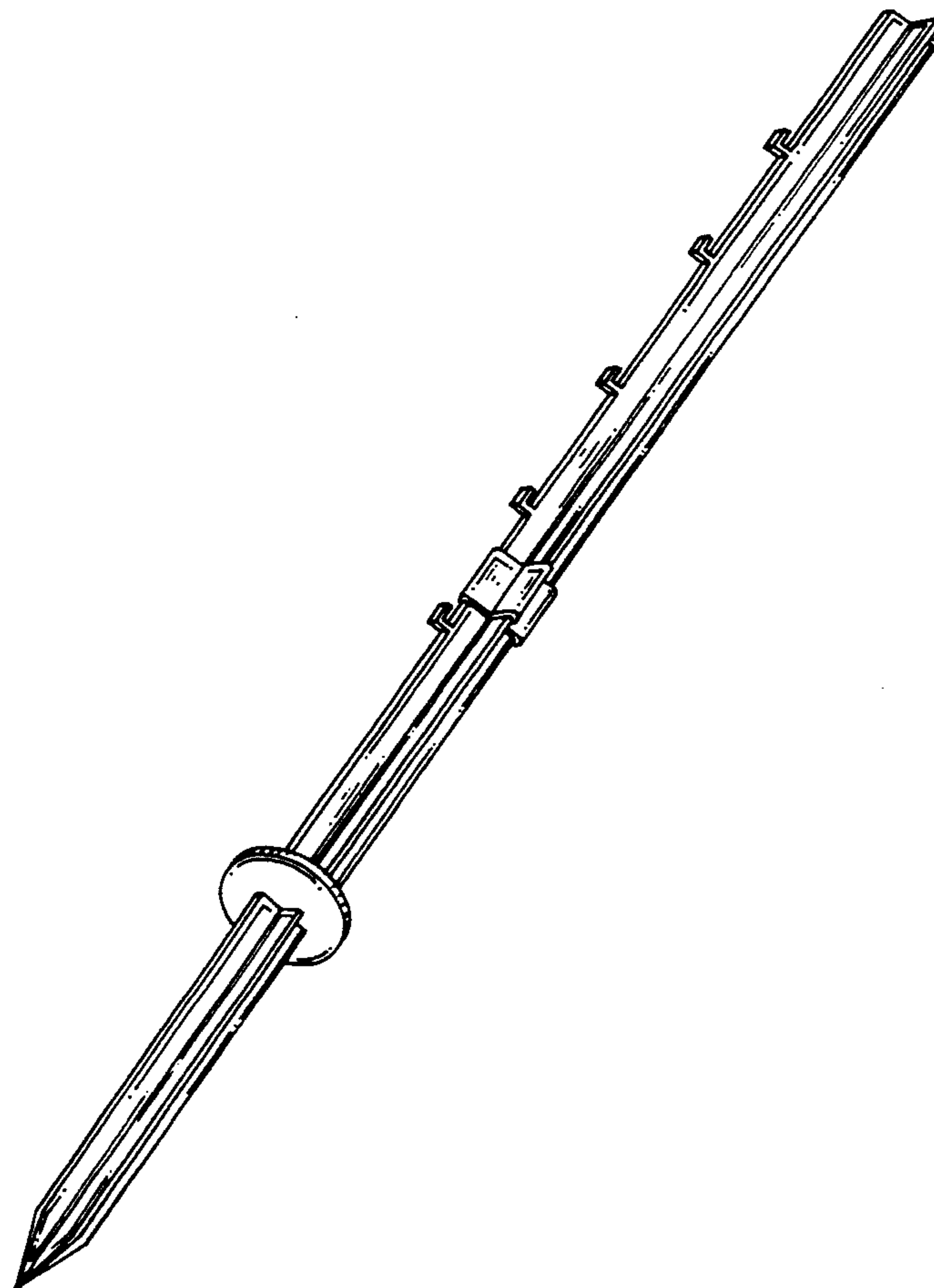
*Assistant Examiner*—H. Baynham

[57] **CLAIM**

The ornamental design for a plant stake, as shown and described.

**DESCRIPTION**

FIG. 1 is a side elevational view of a lower component of a plant stake showing my new design with the opposite side being a mirror image;  
 FIG. 2 is an adjacent side elevational view thereof;  
 FIG. 3 is a top plan view thereof;  
 FIG. 4 is a bottom plan view thereof;  
 FIG. 5 is a side elevational view of the upper component of the plant stake with the opposite side being a mirror image;  
 FIG. 6 is an adjacent side elevational view thereof;  
 FIG. 6 is an adjacent side elevational view thereof;  
 FIG. 7 is a top plan view thereof;  
 FIG. 8 is a bottom plan view thereof; and,  
 FIG. 9 is a perspective view of an assembled plant stake thereof.



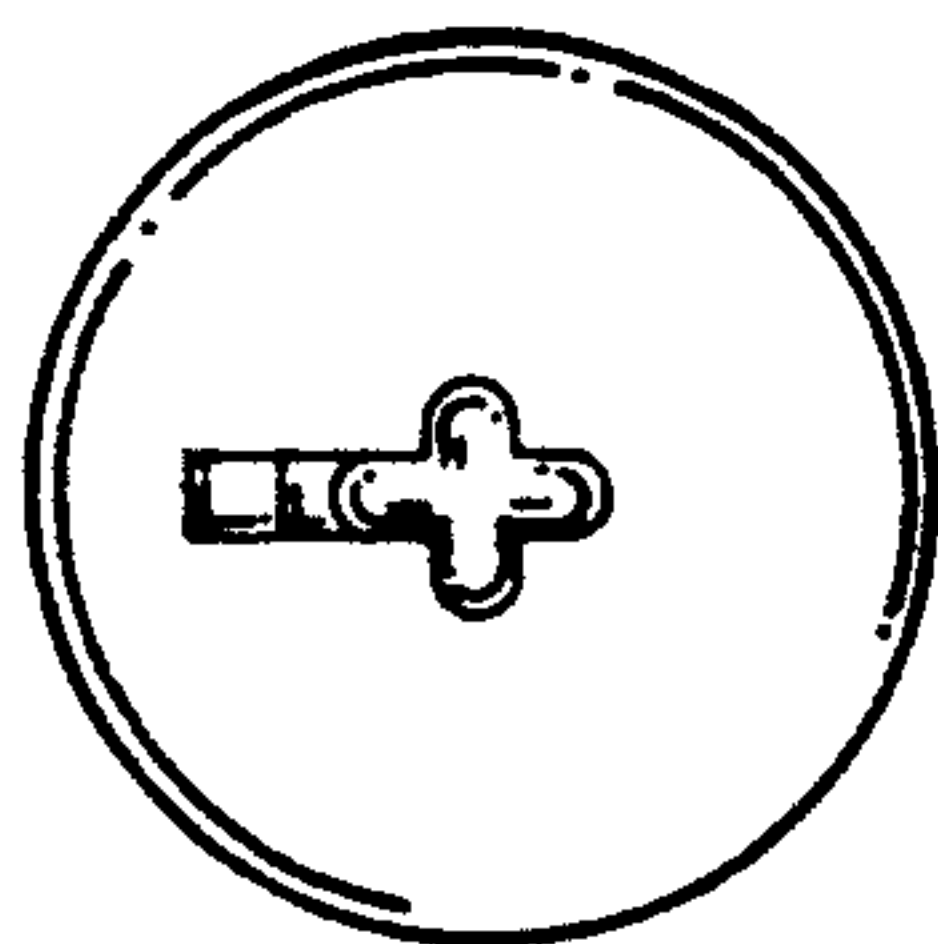


FIG. 3

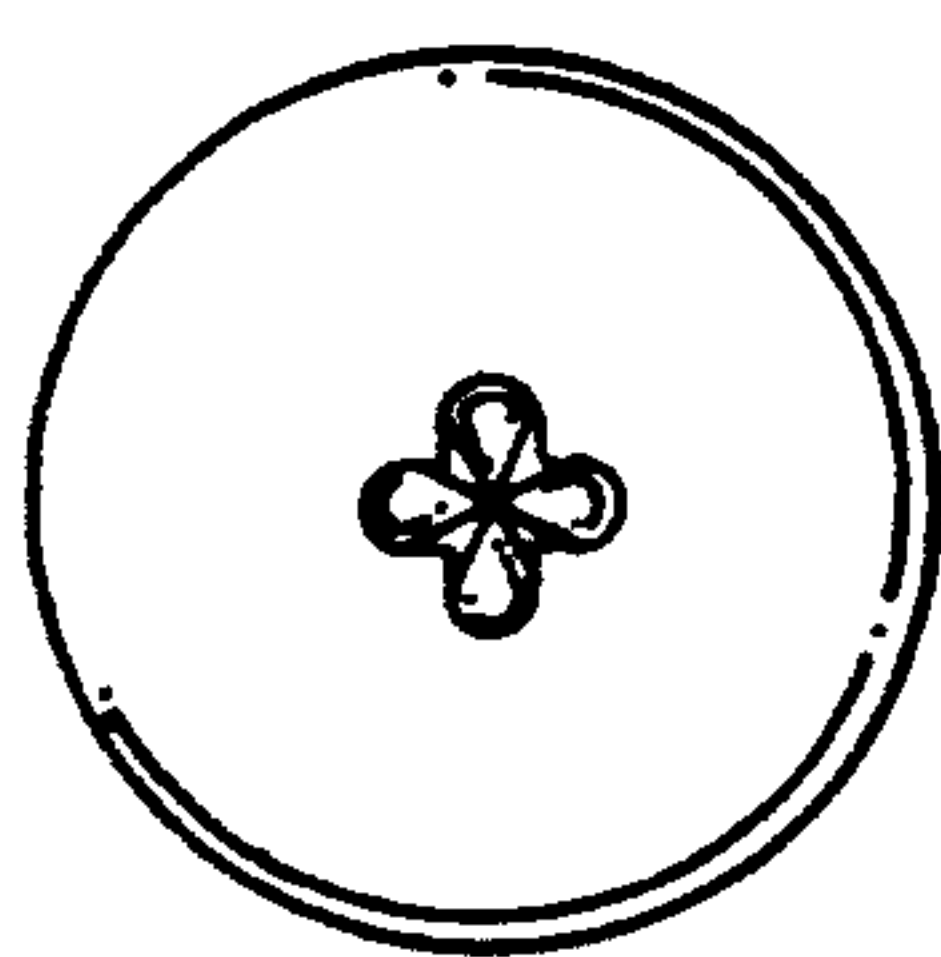


FIG. 4

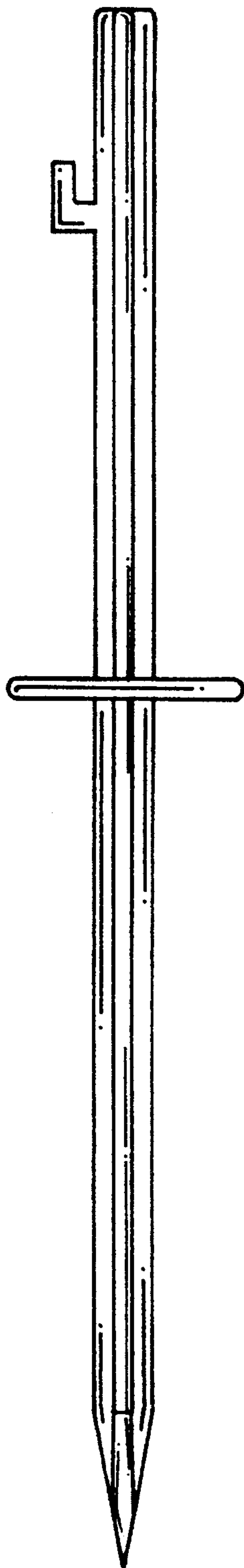


FIG. 1

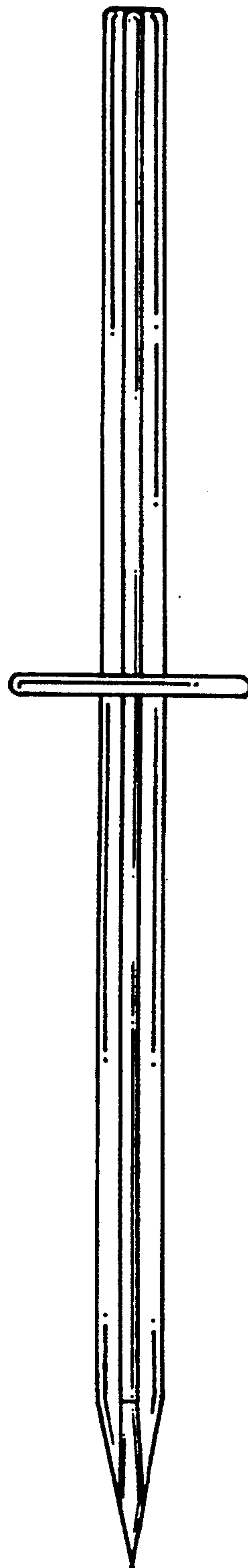


FIG. 2

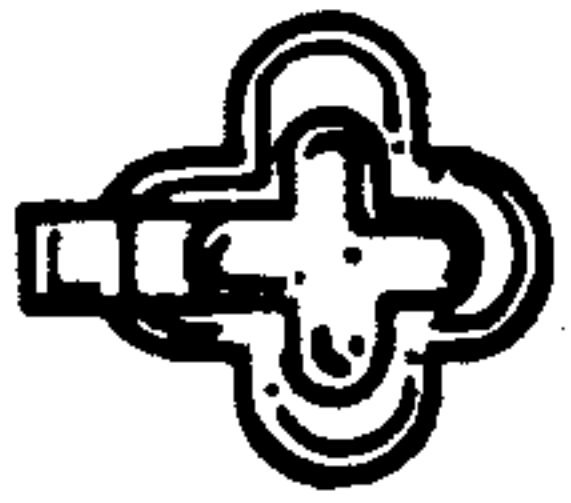


FIG. 8




FIG. 7




FIG. 5



FIG. 6

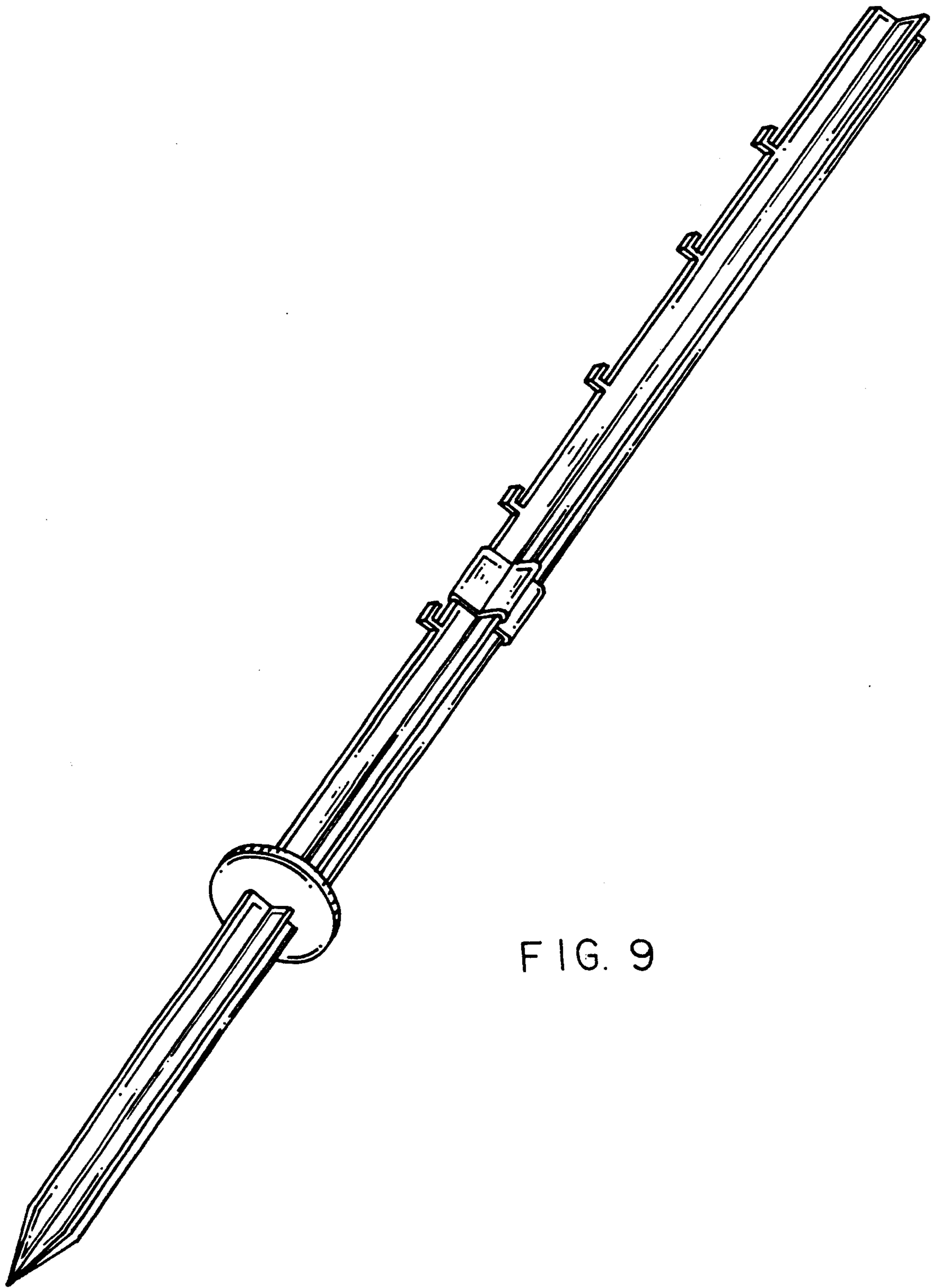


FIG. 9