



US00D349427S

United States Patent [19]

[11] **Patent Number: Des. 349,427**

Merwin

[45] **Date of Patent: ** Aug. 9, 1994**

[54] **FILTER HOLDER**

[75] **Inventor: Jack Merwin, St. Augustine, Fla.**

[73] **Assignee: Tudor Development Corporation, Rockville, Md.**

[**] **Term: 14 Years**

[21] **Appl. No.: 14,480**

[22] **Filed: Oct. 25, 1993**

Related U.S. Application Data

[62] **Division of Ser. No. 868,780, Apr. 15, 1992, Pat. No. 8,343,339.**

[52] **U.S. Cl. D7/601**

[58] **Field of Search D3/35; D6/407, 475, D6/512, 545, 553-554; D7/601, 631-632; 211/10-11, 40, 42, 45, 50, 71; D19/65, 75-79, 85-88, 90, 92, 95, 99, 100**

[56] **References Cited**

U.S. PATENT DOCUMENTS

- D. 299,037 12/1988 Klodt D19/90
- D. 335,611 5/1993 Petizallia D7/601
- D. 343,339 1/1994 Merwin D7/601

Primary Examiner—Terry A. Wallace
Attorney, Agent, or Firm—Breiner & Breiner

[57] **CLAIM**

The ornamental design for a filter holder, as shown and described.

DESCRIPTION

FIG. 1 is a front elevational view of a filter holder showing my new design;
 FIG. 2 is a top plan view thereof;
 FIG. 3 is a side elevational view thereof, the opposite side being a mirror image;
 FIG. 4 is a rear elevational view thereof; and,
 FIG. 5 is a bottom plan view thereof.

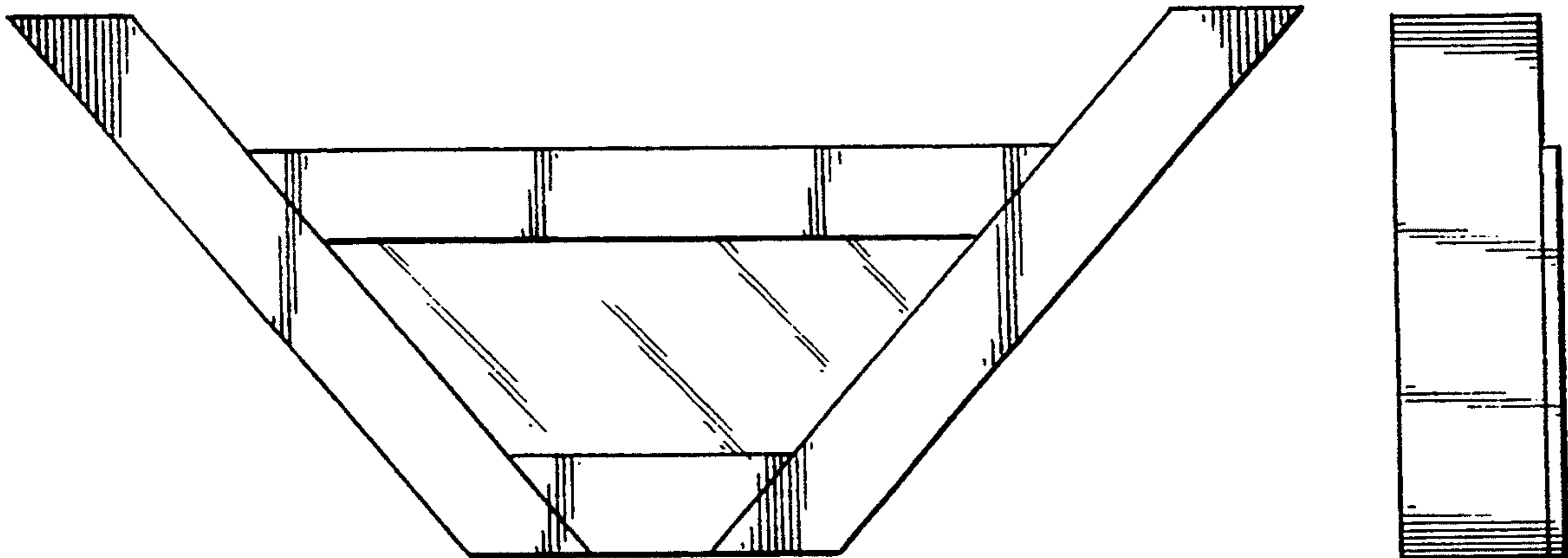


FIG. 2



FIG. 1

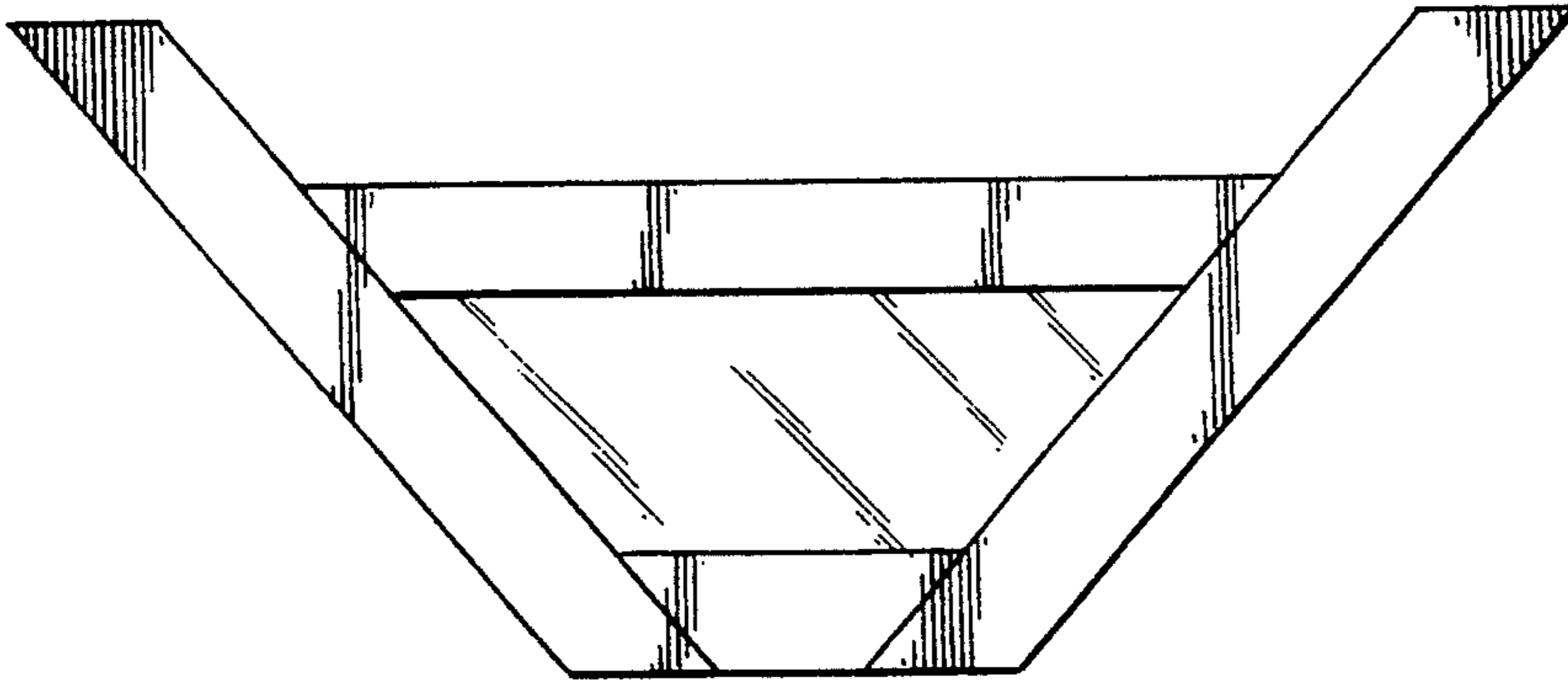


FIG. 3

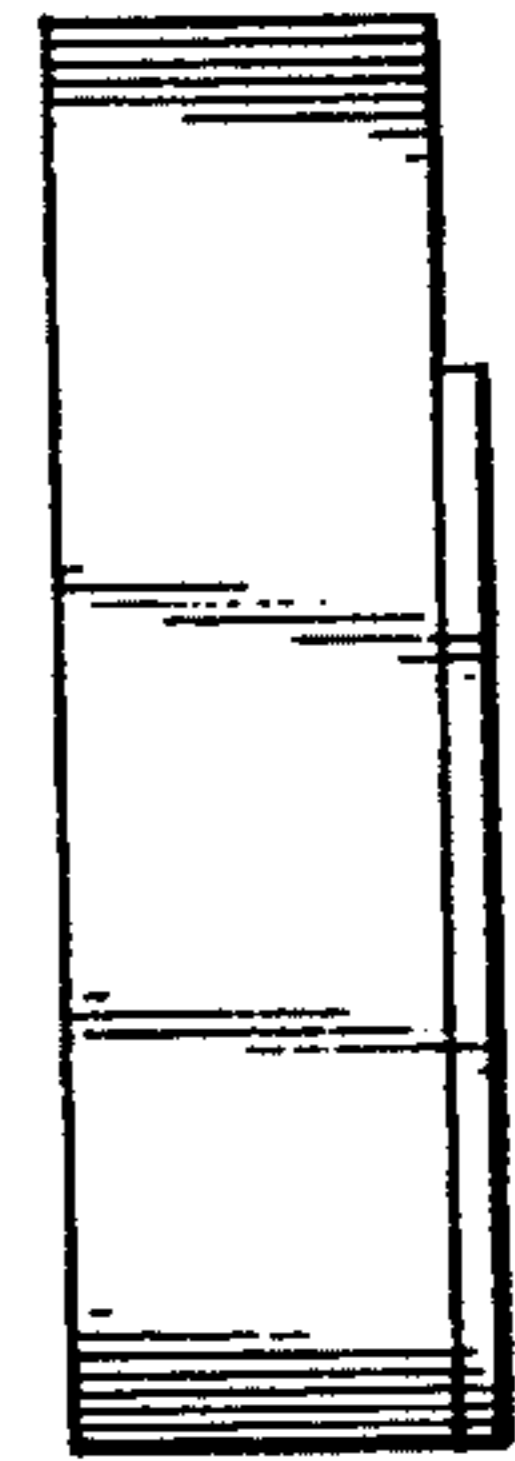


FIG. 4

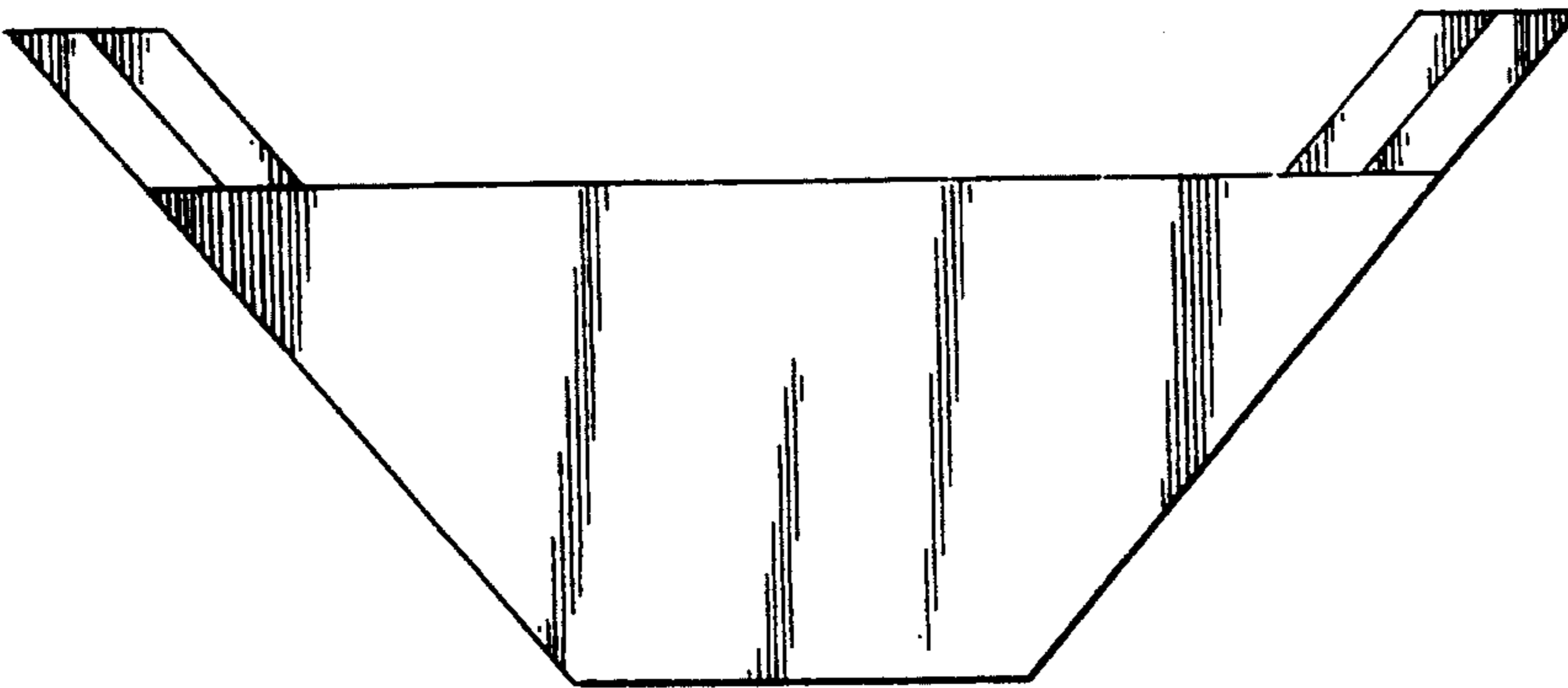


FIG. 5

