



US00D349411S

United States Patent [19]

[11] Patent Number: **Des. 349,411**

Marriott et al.

[45] Date of Patent: **** Aug. 9, 1994**

[54] **CHAIR FRAME**

[76] Inventors: **Chris Marriott**, 4200 Bridgecrest Dr.
KK-1, Phoenix City, Ala. 36867;
Stephen White, 2001 Country Club
Rd., Columbus, Ga. 31906

[**] Term: **14 Years**

[21] Appl. No.: **939,377**

[22] Filed: **Sep. 3, 1992**

[52] U.S. Cl. **D6/358; D6/344**

[58] Field of Search **D6/351, 358, 359, 369,
D6/345; 297/446**

[56] **References Cited**

U.S. PATENT DOCUMENTS

- D. 24,554 8/1895 Richardson D6/369
- D. 110,053 12/1870 Long 297/446
- D. 110,413 12/1870 Zimmerman 297/446

- D. 137,613 4/1873 Long 297/446
- D. 309,681 8/1990 Solomon et al. D6/351
- D. 583,385 5/1897 Mayers 297/446


Primary Examiner—Nelson C. Holtje
Assistant Examiner—Monica A. Hannon
Attorney, Agent, or Firm—Rodgers & Rodgers

[57] **CLAIM**

The ornamental design for a chair frame, as shown and described.

DESCRIPTION

FIG. 1 is a perspective view of a chair frame showing our new design;
FIG. 2 is a front elevational view thereof;
FIG. 3 is a left side elevational view thereof, the opposite side being a mirror image thereof;
FIG. 4 is a rear elevational view thereof;
FIG. 5 is a top plan view thereof, and,
FIG. 6 is a bottom plan view thereof.






FIG 1




FIG 4




FIG 2




FIG 3




FIG 5




FIG 6