



US00D349402S

United States Patent [19]
Fiore

[11] **Patent Number: Des. 349,402**

[45] **Date of Patent: ** Aug. 9, 1994**

[54] **GOLF BAG CASE**

[75] **Inventor: Joseph F. Fiore, Lebanon, Pa.**

[73] **Assignee: Dorskocil Manufacturing Company, Incorporated, Arlington, Tex.**

[**] **Term: 14 Years**

[21] **Appl. No.: 8,307**

[22] **Filed: May 13, 1993**

[52] **U.S. Cl. D3/255**

[58] **Field of Search D3/37, 38, 36, 76, 78;**
206/315.1, 315.2, 315.3, 315.4, 314; 190/100,
113, 115, 118, 121; D34/15

[56] **References Cited**

U.S. PATENT DOCUMENTS

D. 282,303	1/1986	Jessen	D3/37 X
D. 319,346	8/1991	Jessen	D3/37
D. 323,427	1/1992	Schurman	D3/37
D. 339,227	9/1993	Fritze et al.	D3/37
4,767,001	8/1988	Kim	206/315.3
4,905,827	3/1990	Kim	206/315.3
4,961,497	10/1990	Sherer et al.	206/315.4

OTHER PUBLICATIONS

Hammacher Schlemmer Holiday, ©1990, p. 27, The Travelers Golf Bag.


Primary Examiner—A. Hugo Word
Assistant Examiner—Doris V. Coles
Attorney, Agent, or Firm—Andrew J. Dillon

[57] **CLAIM**

The ornamental design for a golf bag case, as shown and described.

DESCRIPTION

FIG. 1 is a perspective view of a golf bag case embodying my design;
FIG. 2 is a side elevational view of the golf bag case as shown in FIG. 1;
FIG. 3 is a front elevational view of the golf bag case as shown in FIG. 1;
FIG. 4 is an opposite side elevational view of the golf bag case as shown in FIG. 1;
FIG. 5 is a back elevational view of the golf bag case as shown in FIG. 1;
FIG. 6 is a top plan view of the golf bag case as shown in FIG. 1; and,
FIG. 7 is a bottom plan view of the golf bag case as shown in FIG. 1.



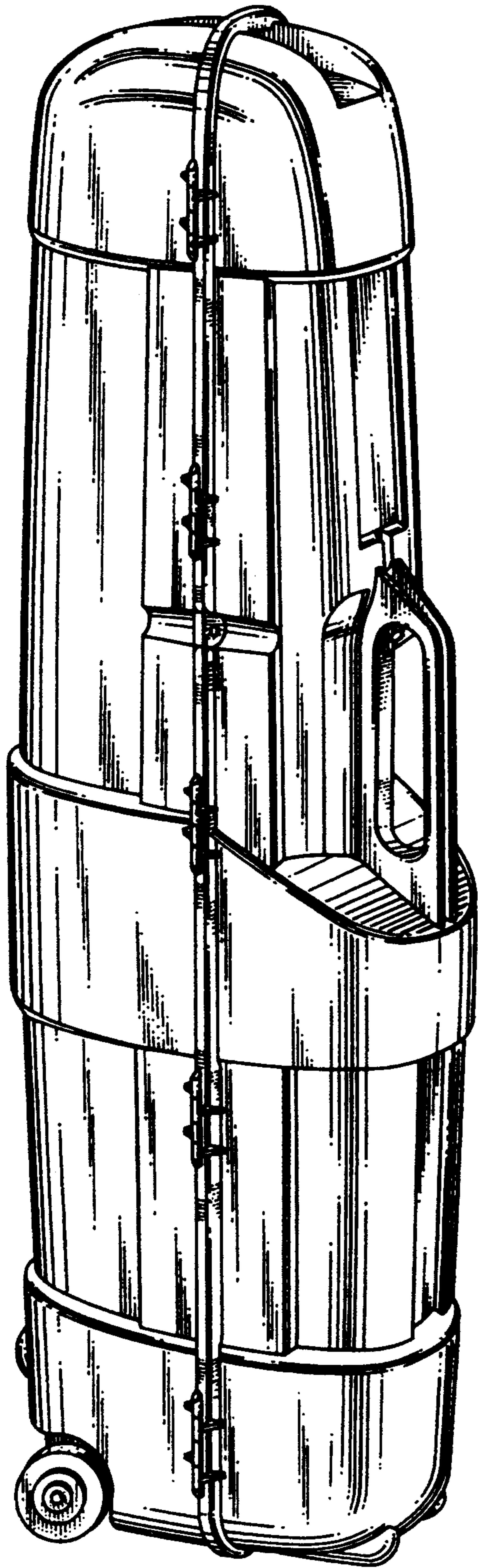


Fig. 1

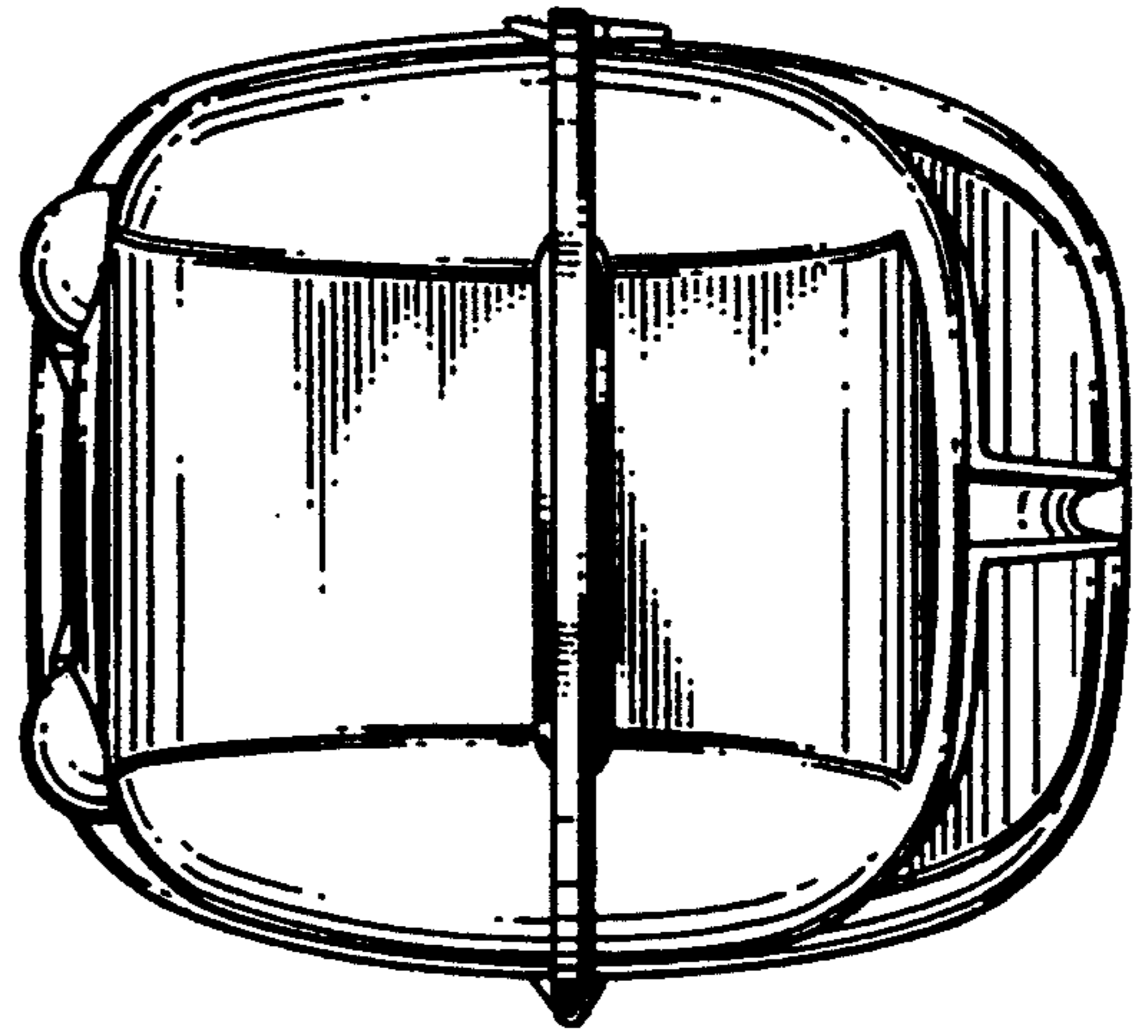


Fig. 6

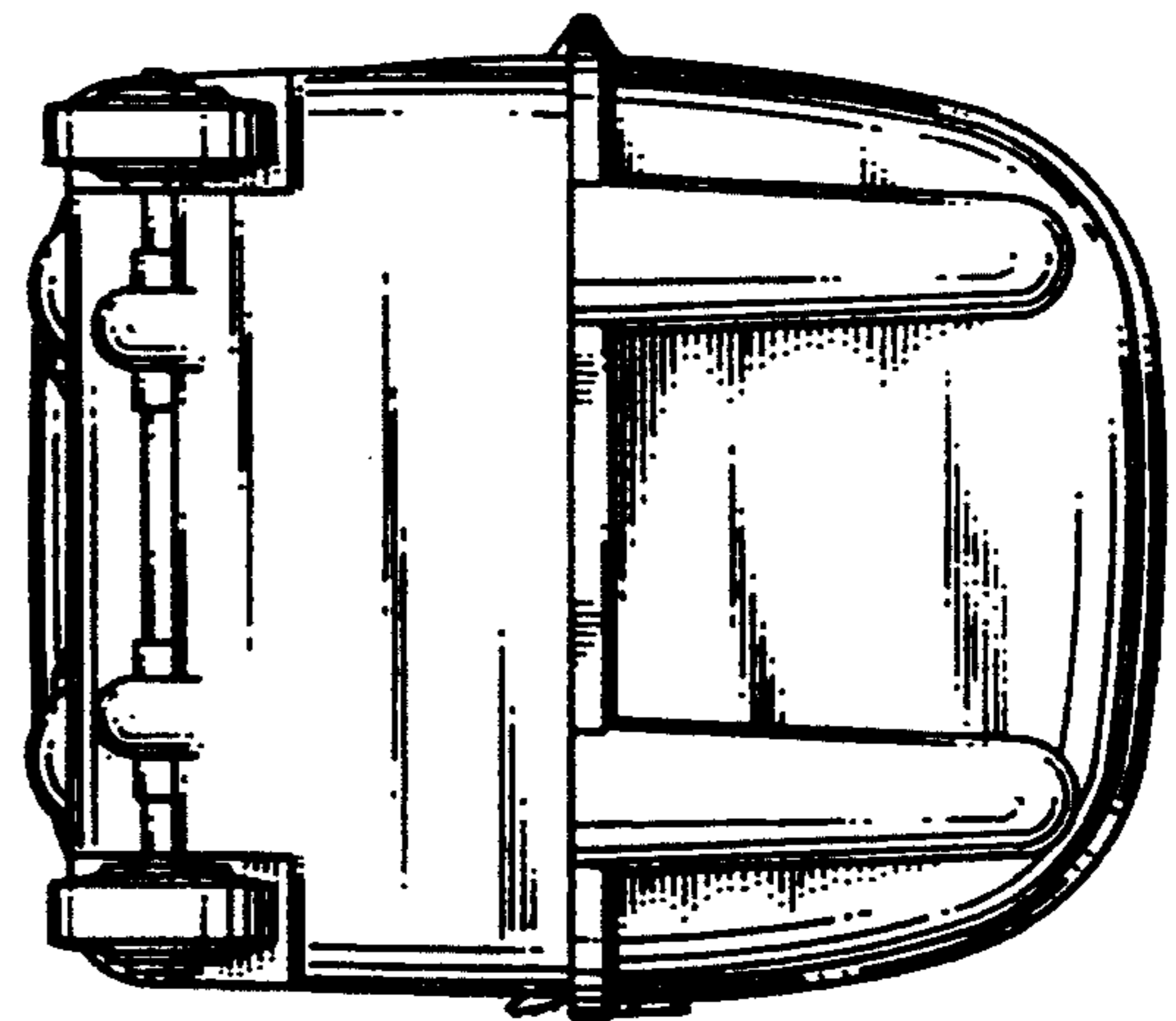


Fig. 7

Fig. 2

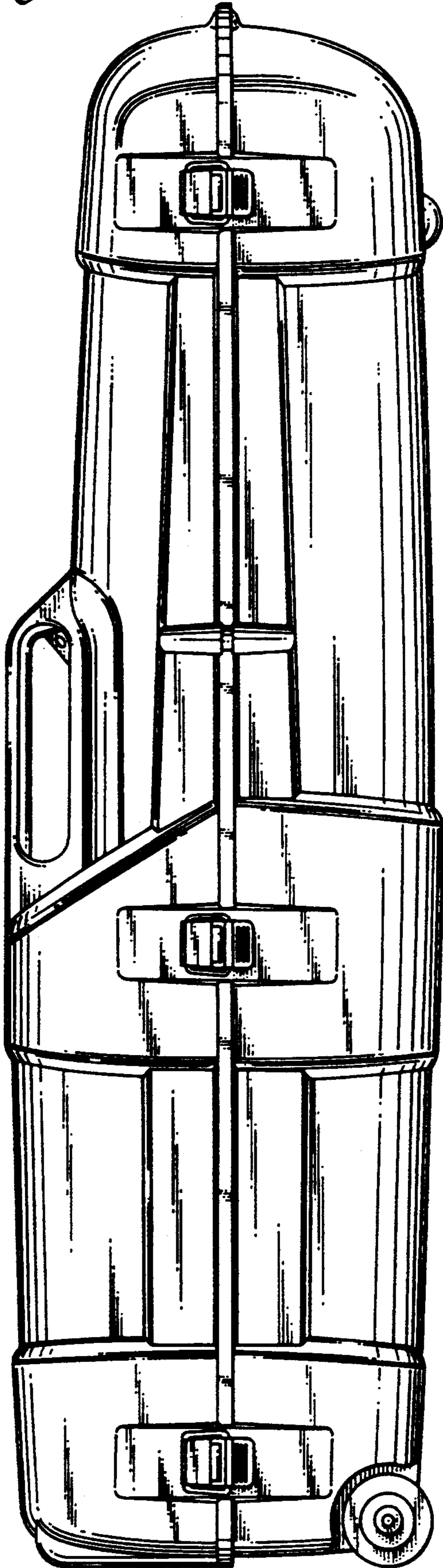


Fig. 3

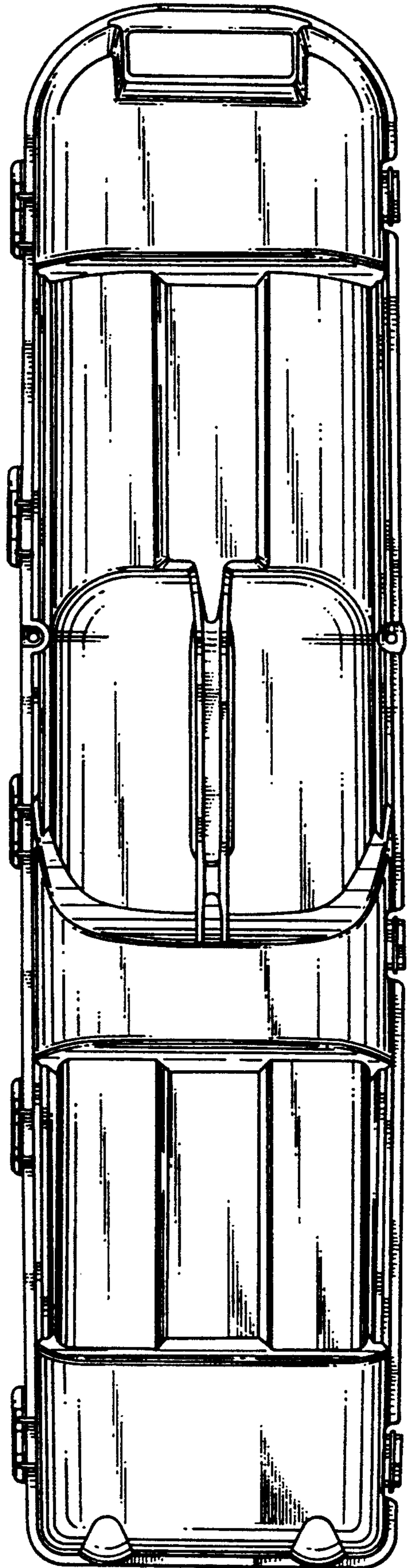


Fig. 4

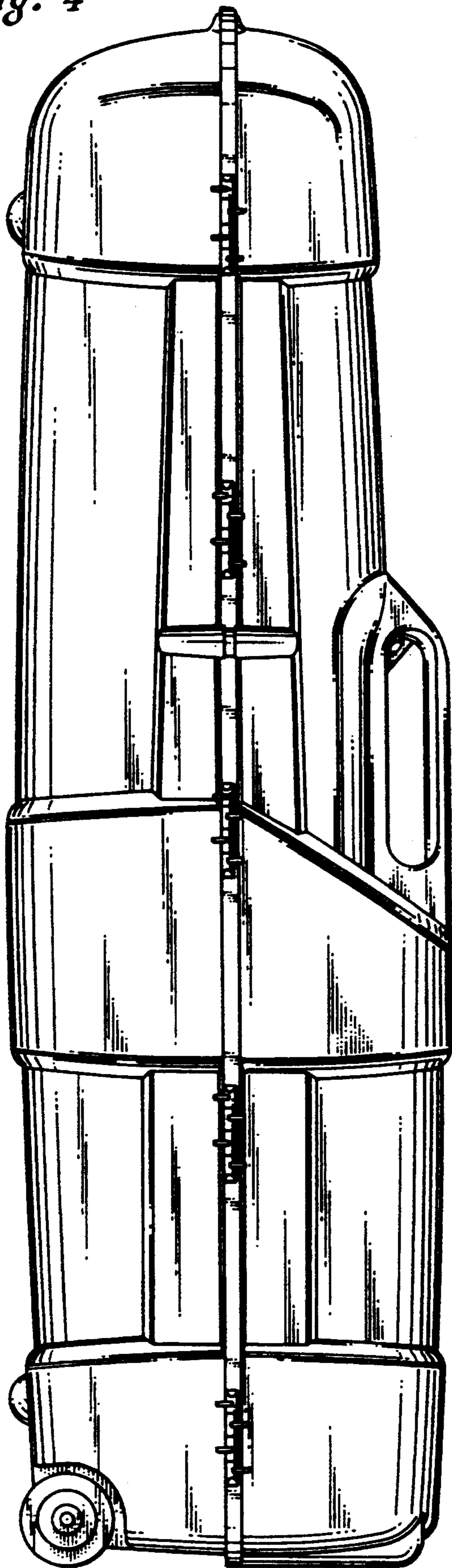


Fig. 5

