



US00D349400S

United States Patent [19]

[11] Patent Number: **Des. 349,400**

Bearinger

[45] Date of Patent: **** Aug. 9, 1994**

[54] **SINGLE KEY HOLDER**

[75] Inventor: **Wells S. Bearinger, St. Louis, Mo.**

[73] Assignee: **Quick Point, Inc., Fenton, Mo.**

[**] Term: **14 Years**

[21] Appl. No.: **11,667**

[22] Filed: **Aug. 12, 1993**

[52] U.S. Cl. **D3/208**

[58] Field of Search **D3/61-65,**
D3/103, 207-212; 70/456 R, 456 B, 457, 458,
459, 460; 24/3 K; 40/330

2,297,285 9/1942 Bledsoe D3/62
 4,271,352 6/1981 Thomas 40/330
 5,040,394 8/1991 Wang 70/456 R

Primary Examiner—A. Hugo Word
Assistant Examiner—R. Seifert
Attorney, Agent, or Firm—Polster, Lieder, Woodruff & Lucchesi

[57] CLAIM

The ornamental design for a single key holder, as shown.

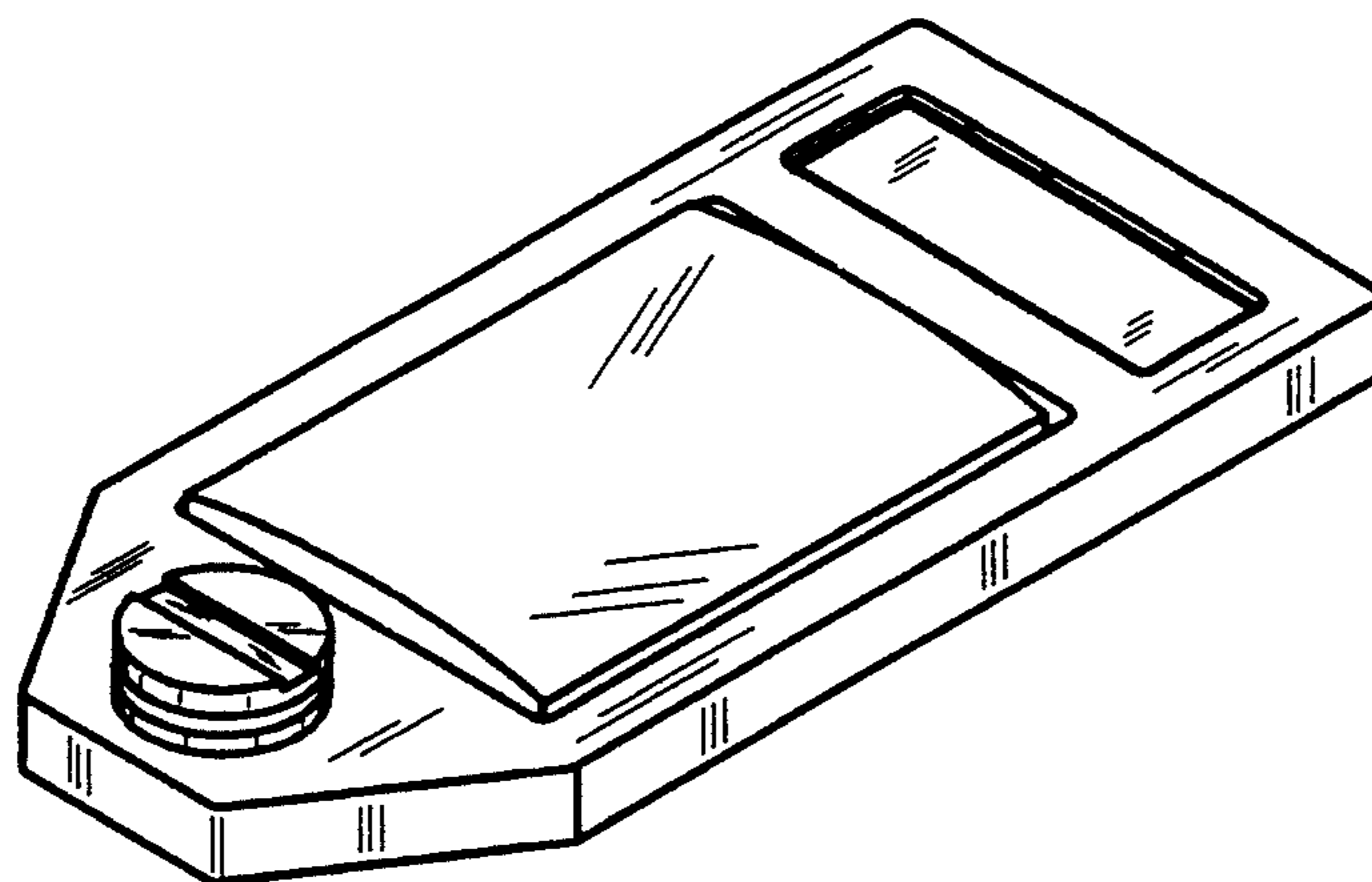
DESCRIPTION

FIG. 1 is a perspective view;
 FIG. 2 is a top plan view;
 FIG. 3 is a bottom plan view;
 FIG. 4 is a left side view;
 FIG. 5 is a right side view;
 FIG. 6 is a back side view;
 FIG. 7 is a front side view; and,
 FIG. 8 is an exploded perspective view taken with the bottom side upwardly.

[56] **References Cited**

U.S. PATENT DOCUMENTS

D. 221,118 7/1971 Chambers D3/61
 D. 231,870 6/1974 Ferber D3/61
 D. 259,074 5/1981 Harris D3/62
 D. 310,600 9/1990 Hölterscheidt D3/62
 2,195,042 3/1940 Wishinsky D3/62



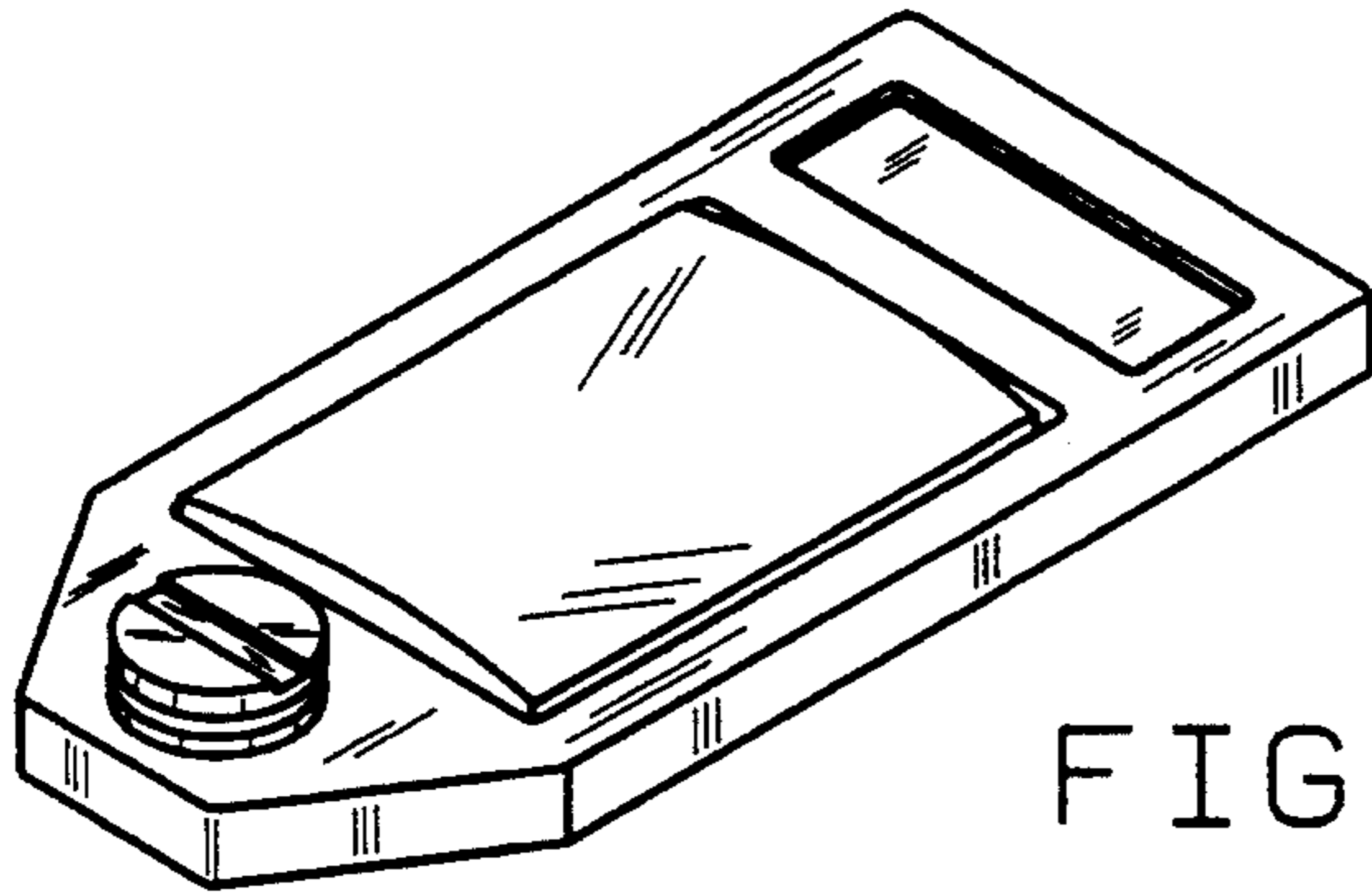


FIG. 1




FIG. 2

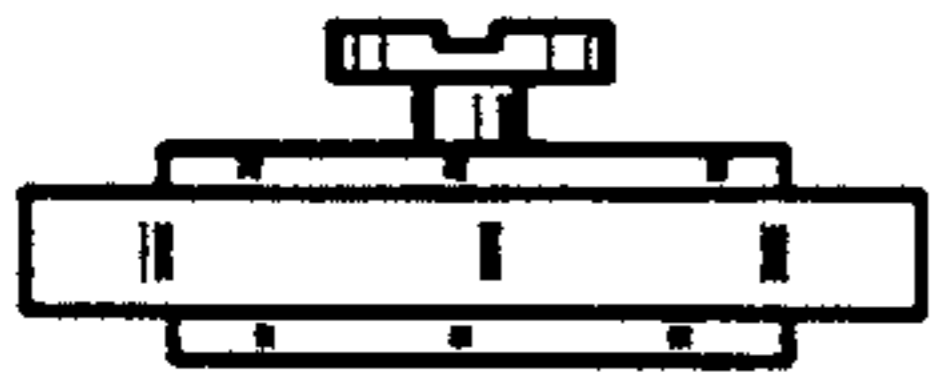


FIG. 6



FIG. 7

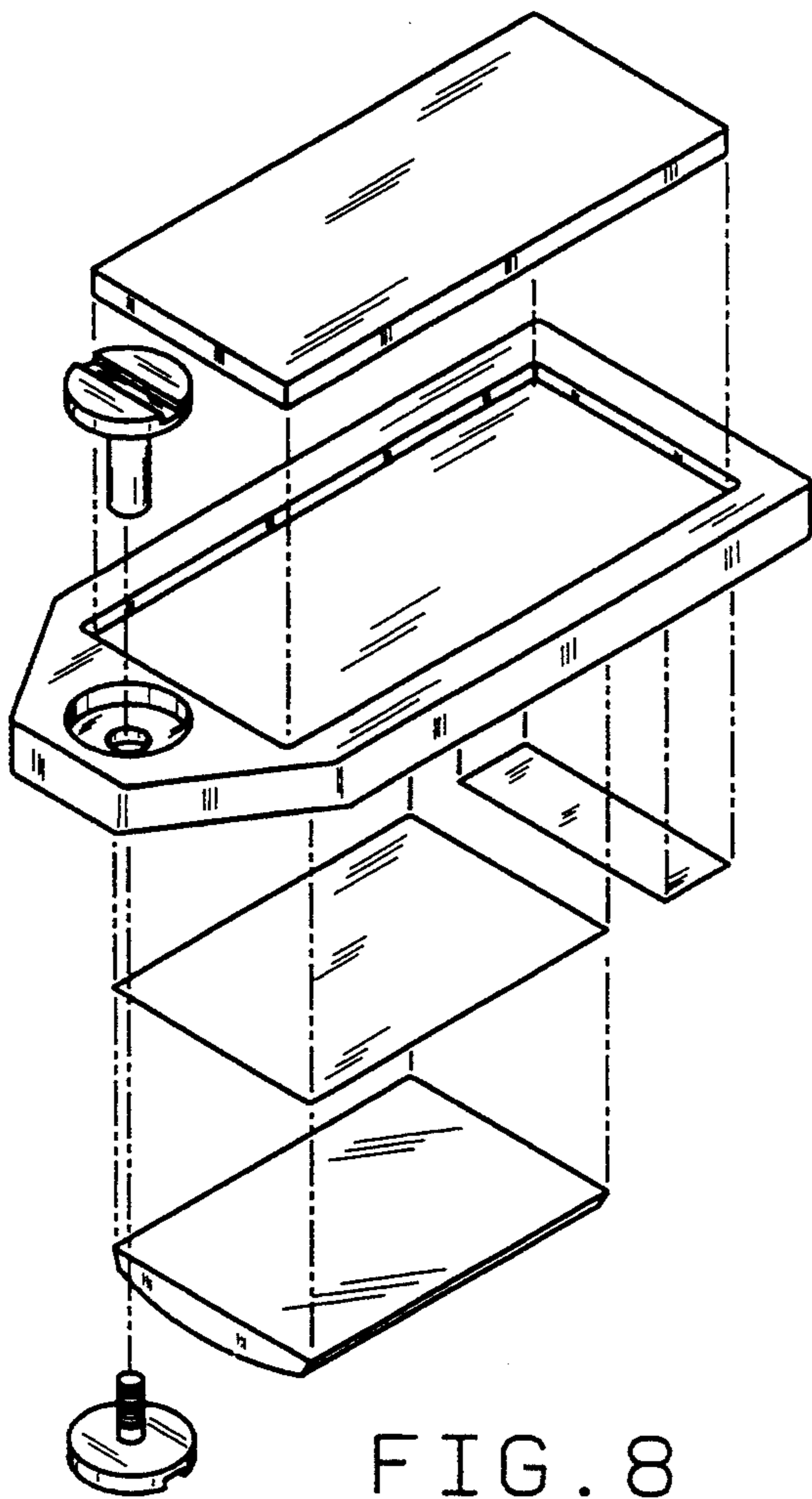


FIG. 8




FIG. 3

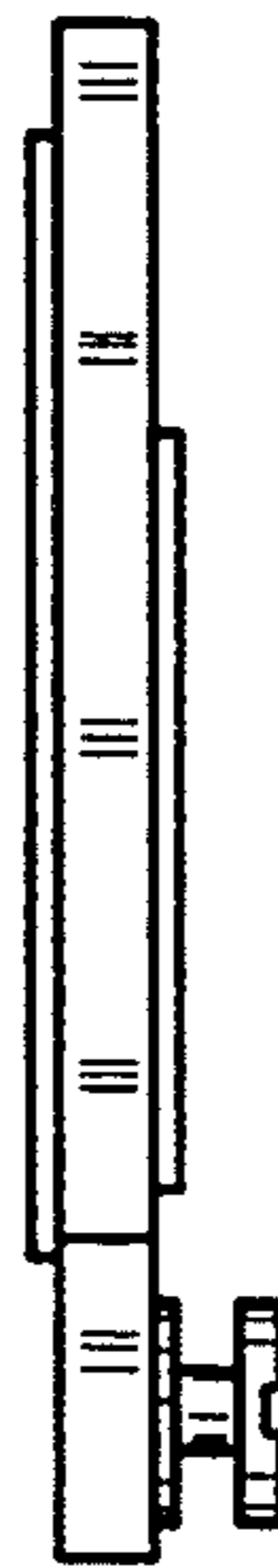


FIG. 4



FIG. 5

UNITED STATES PATENT AND TRADEMARK OFFICE
CERTIFICATE OF CORRECTION

PATENT NO. : Des. 349,400
DATED : August 9, 1994
INVENTOR(S) : Wells S. Bearinger

It is certified that error appears in the above-identified patent and that said Letters Patent is hereby corrected as shown below:

In the claim, line 2, "shown" should read -- shown and described --.

Signed and Sealed this
Sixteenth Day of September, 1997



BRUCE LEHMAN

Commissioner of Patents and Trademarks

Attest:

Attesting Officer