



US00D349396S

United States Patent [19]

[11] Patent Number: **Des. 349,396**

Hatfield

[45] Date of Patent: **** Aug. 9, 1994**

[54] **SHOE UPPER**

[75] Inventor: **Tinker L. Hatfield, Portland, Oreg.**

[73] Assignee: **Nike, Inc., Beaverton, Oreg.**

[**] Term: **14 Years**

[21] Appl. No.: **12,972**

[22] Filed: **Sep. 14, 1993**

[52] U.S. Cl. **D2/970**

[58] Field of Search **D2/896, 902, 907-912, D2/969, 970; 36/45, 50.1, 83, 84, 89, 102-107, 113, 114, 132, 138**

[56] **References Cited**

U.S. PATENT DOCUMENTS

- D. 281,925 12/1985 Gamm .
- D. 292,945 12/1987 Selbiger et al. .
- D. 293,847 1/1988 Le et al. .
- D. 295,578 5/1988 Tong .
- D. 296,722 7/1988 Brown et al. .
- D. 304,389 11/1989 Miller .
- D. 304,519 11/1989 Miller .
- D. 307,974 5/1990 McKinstry .
- D. 315,055 3/1991 Rogers et al. .
- D. 316,174 4/1991 Hatfield D2/946
- D. 329,937 10/1992 Hatfield et al. D2/970
- D. 330,451 10/1992 Hatfield D2/970
- D. 331,141 11/1992 Smith, III D2/970
- D. 335,014 4/1993 Hatfield D2/970
- D. 336,766 6/1993 Sjosward D2/912
- 5,243,772 9/1993 Francis et al. 36/45 X

OTHER PUBLICATIONS

- Nike Fall '93 catalog, published Dec. 1992; pp. 42, 94, 106.
- Nike Holiday '93 catalog, published Mar. 1993, pp. 12, 32.

Nike Spring '93 catalog, published Jun. 1992, pp. 22, 34, 46.

Nike Fall '92 catalog, published Dec. 1991, pp. 22, 28, 40, 48, 104.

Nike Spring '92 catalog, published May 1991, pp. 44, 52, 54, 64, 84, 86.

Nike Spring '91 catalog, published Dec. 1990, pp. 38, 40, 42, 46, 56, 60, 74.

Nike Spring '91 catalog, published Jun. 1990, pp. 12, 28, 48, 60, 82.

Nike Fall '90 catalog, published Dec. 1989, pp. 4, 22, 30, 40, 56, 70, 144.

Nike Spring '90 catalog, published Jun. 1989, pp. 22, 24, 26, 52, 58, 62.

Nike Fall '89 catalog, published Dec. 1988, pp. 22, 24, 36, 58, 74, 76.

Nike Spring '89 catalog, published Jun. 1988, pp. 28, 30.

Nike Fall '88, catalog, published Dec. 1987, p. 24.

Primary Examiner—Louis S. Zarfes

Attorney, Agent, or Firm—Banner, Birch, McKie & Beckett

[57] **CLAIM**

The ornamental design for a shoe upper, as shown and described.

DESCRIPTION

FIG. 1 is an elevational view of one side of a shoe upper showing my new design;


FIG. 2 is an elevational view of the other side of a shoe upper as shown in FIG. 1;

FIG. 3 is a front elevational view of a shoe upper as shown in FIG. 1;

FIG. 4 is a rear elevational view of a shoe upper as shown in FIG. 1; and,

FIG. 5 is a top plan view thereof.

The broken line showing of a shoe sole in FIGS. 1-4 is for illustrative purposes and forms no part of the claimed design.



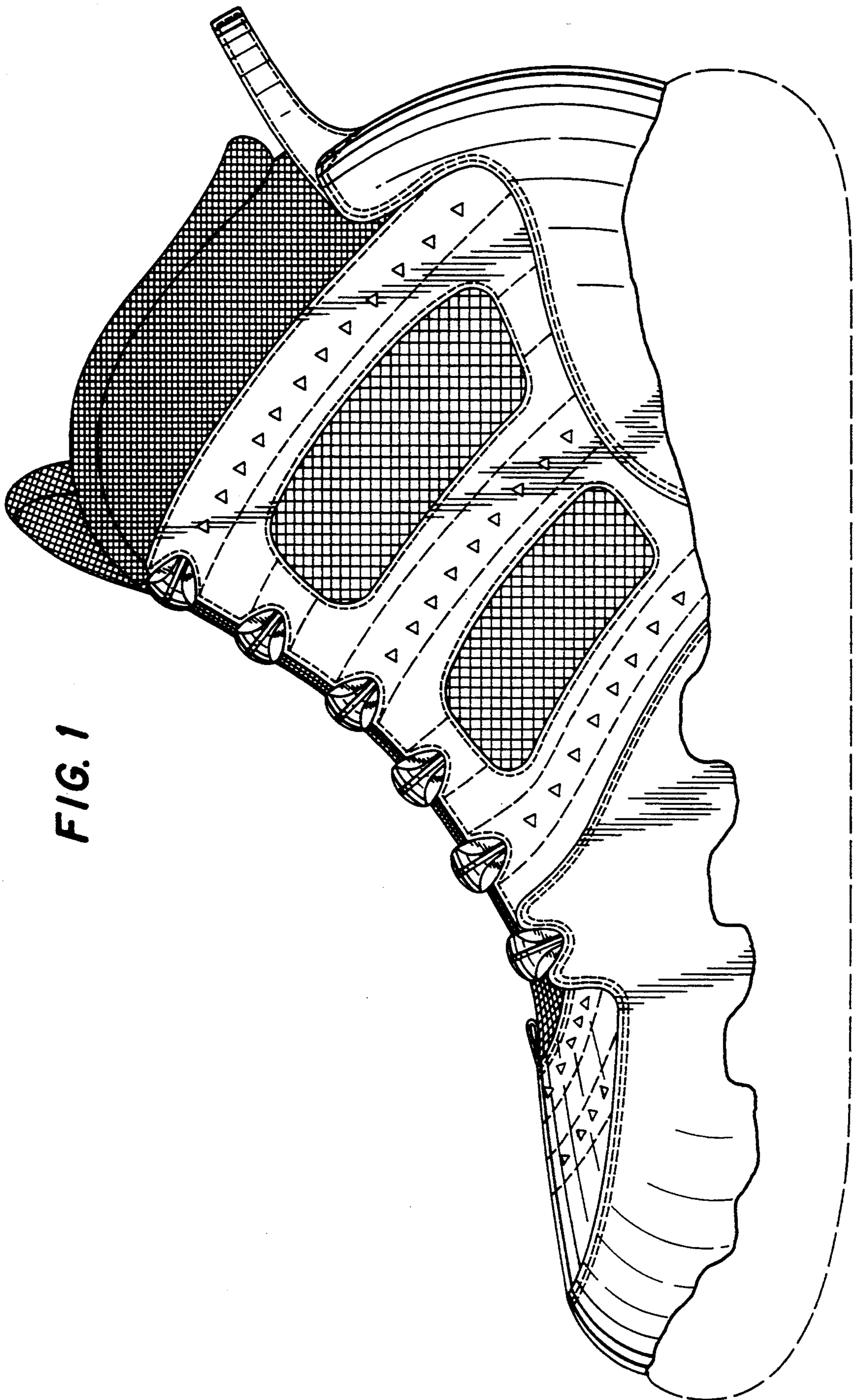


FIG. 1

FIG. 2

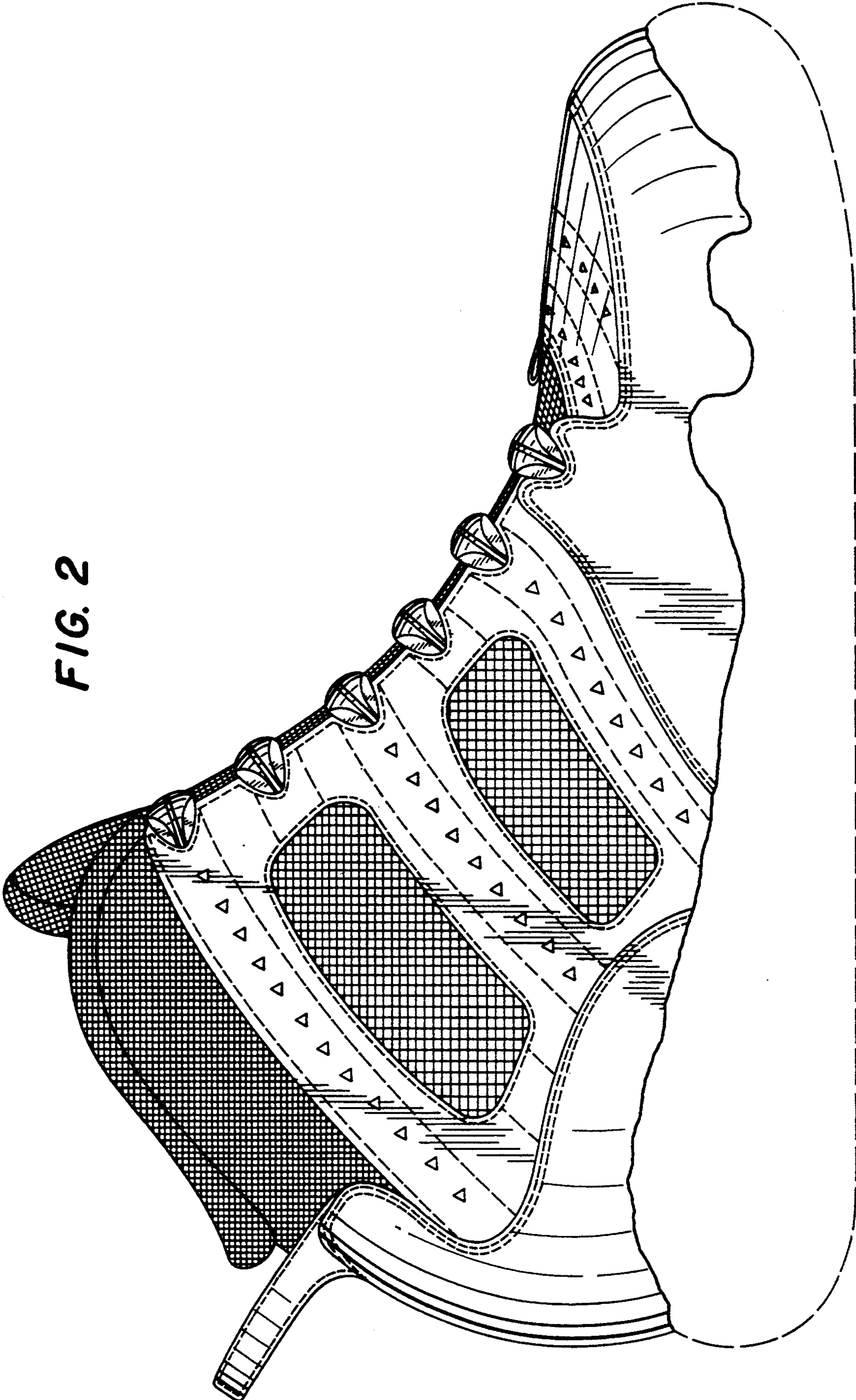


FIG. 4

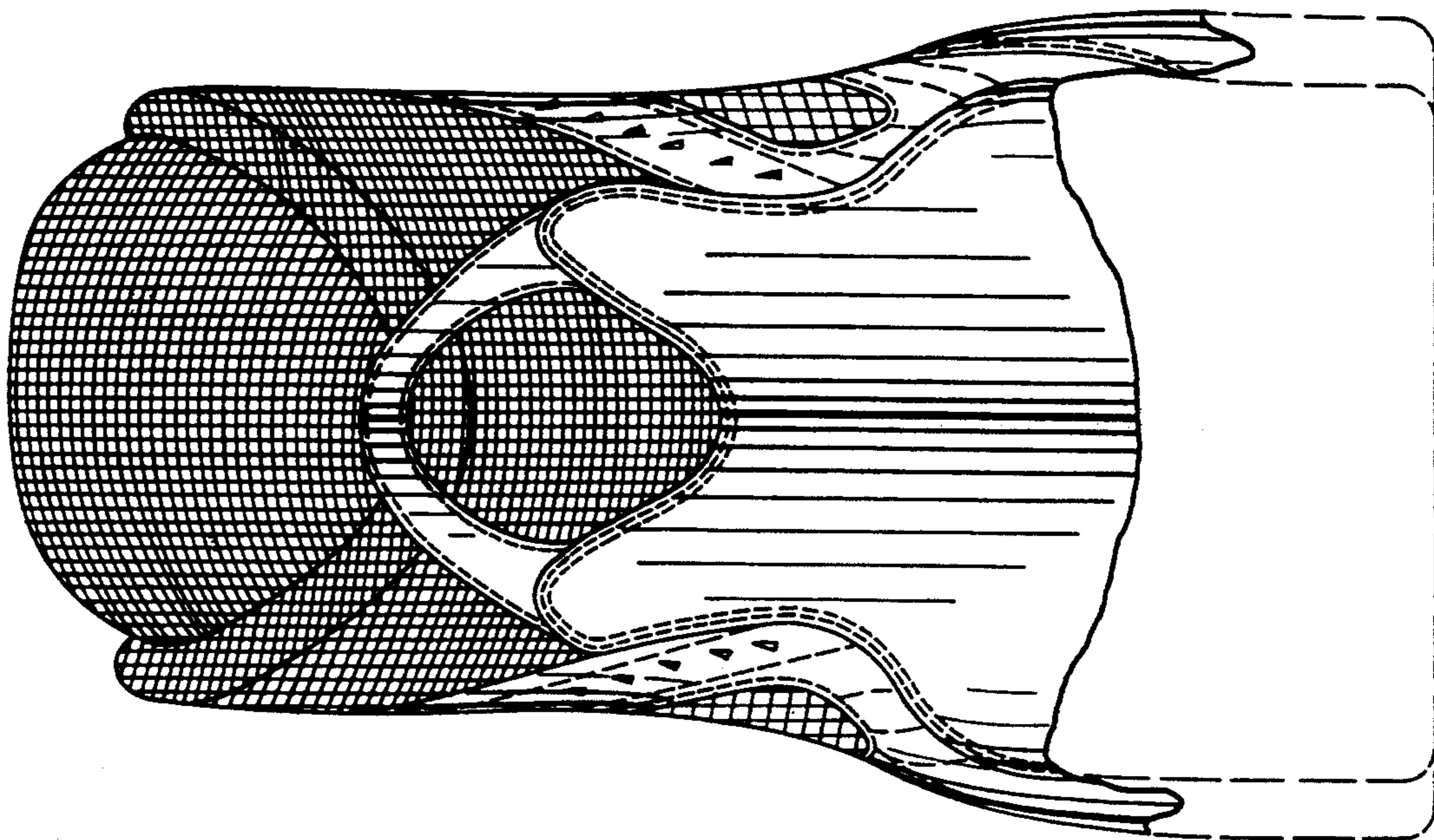


FIG. 3

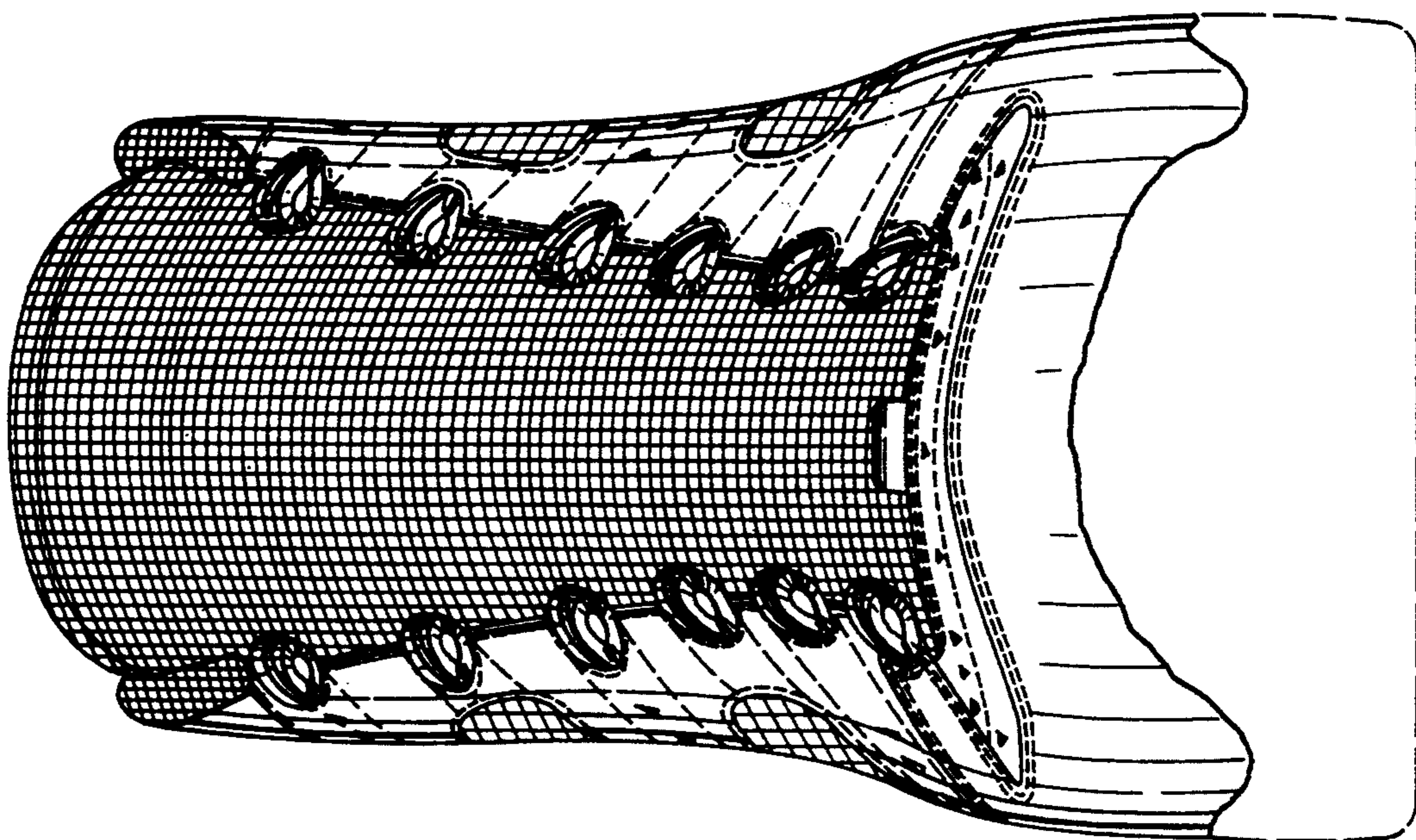


FIG. 5

