



US00D349394S

United States Patent [19] Hatfield

[11] Patent Number: **Des. 349,394**

[45] Date of Patent: **** Aug. 9, 1994**

[54] **SHOE UPPER**

[75] Inventor: **Tinker L. Hatfield**, Portland, Oreg.

[73] Assignee: **Nike, Inc.**, Beaverton, Oreg.

[**] Term: **14 Years**

[21] Appl. No.: **12,895**

[22] Filed: **Sep. 14, 1993**

[52] U.S. Cl. **D2/969; D2/902**

[58] Field of Search **D2/896, 902, 907, 908, D2/912, 969, 970, 946, 977; 36/45, 50.1, 83, 84, 89, 102-107, 113, 114, 132, 136, 138**

[56] **References Cited**

U.S. PATENT DOCUMENTS

D. 54,215	11/1919	Johnson	D2/912
D. 253,017	10/1979	Marchesi .	
D. 295,341	4/1988	Liggett et al. .	
D. 295,578	5/1988	Tong .	
D. 296,033	6/1988	Brown et al. .	
D. 297,883	10/1988	Mourad .	
D. 306,371	3/1990	Feller et al. .	
D. 309,824	8/1990	Aveni et al. .	
D. 316,174	4/1991	Hatfield	D2/946
D. 317,524	6/1991	Earle .	
D. 326,350	5/1992	Silverman et al.	D2/907 X
D. 329,531	9/1992	Smith	D2/969
D. 330,624	11/1992	Worthington	D2/969
D. 332,689	1/1993	Worthington	D2/969
D. 335,016	4/1993	Lozano	D2/969
4,670,998	6/1987	Pasternak	36/114

OTHER PUBLICATIONS

- Nike Fall '93 catalog, published Dec. 1992, pp. 104, 106.
- Nike Holiday '93 catalog, published Mar. 1993, p. 36.
- Nike Spring '93 catalog, published Jun. 1992, p. 22.
- Nike Fall '92 catalog, published Dec. 1991, pp. 12, 48.

Nike Spring '92 catalog, published May 1991, pp. 38, 44, 52, 54, 64, 84.

Nike Fall '91 catalog, published Dec. 1990, pp. 38, 42, 46, 56, 60, 64.

Nike Spring '91 catalog, published Jun. 1990, pp. 12, 28, 48, 40, 82.

Nike Fall '90 catalog, published Dec. 1989, pp. 4, 22, 24, 30, 40, 70, 144.

Nike Spring '90 catalog, published Jun. 1989, pp. 22, 24, 30, 52, 58, 62.

Nike Fall '89 catalog, published Dec. 1988, pp. 22, 40, 54, 74, 80, 82.

Nike Spring '89 catalog, published Jun. 1988, pp. 28, 30, 50, 62, 86, 88.

Nike Fall '88 catalog, published Dec. 1987, pp. 24, 48, 50, 60, 86.

Primary Examiner—Louis S. Zarfaz
Attorney, Agent, or Firm—Banner, Birch, McKie & Beckett

[57] **CLAIM**

The ornamental design for a shoe upper, as shown and described.

DESCRIPTION

FIG. 1 is an elevational view of one side of a shoe upper showing my new design;

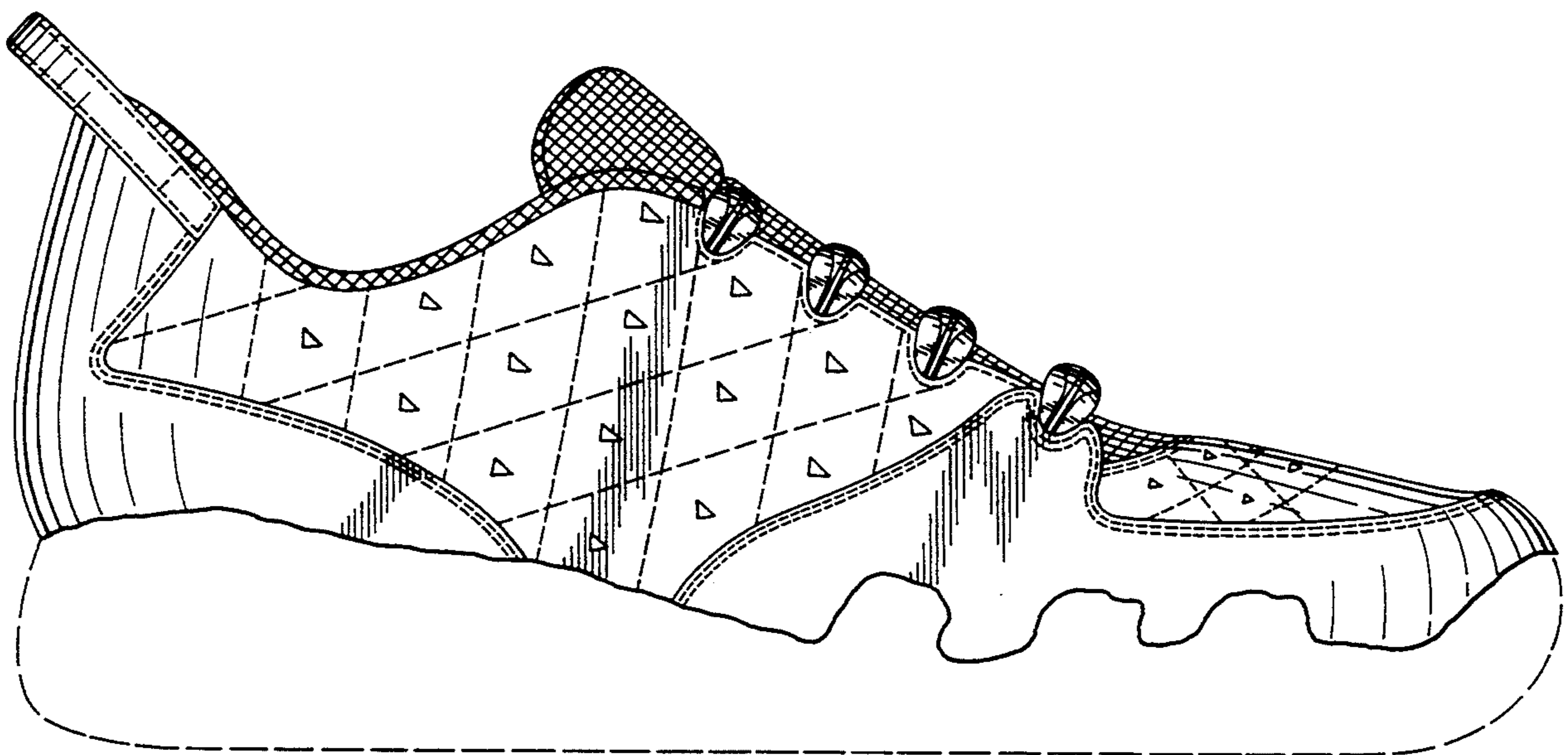
FIG. 2 is an elevational view of the other side of a shoe upper as shown in FIG. 1;

FIG. 3 is a front elevational view of a shoe upper as shown in FIG. 1;

FIG. 4 is a rear elevational view of a shoe upper as shown in FIG. 1; and,

FIG. 5 is a top plan view thereof.

The broken line showing of a shoe sold in FIGS. 1-4 is for illustrative purposes and forms no part of the claimed design.



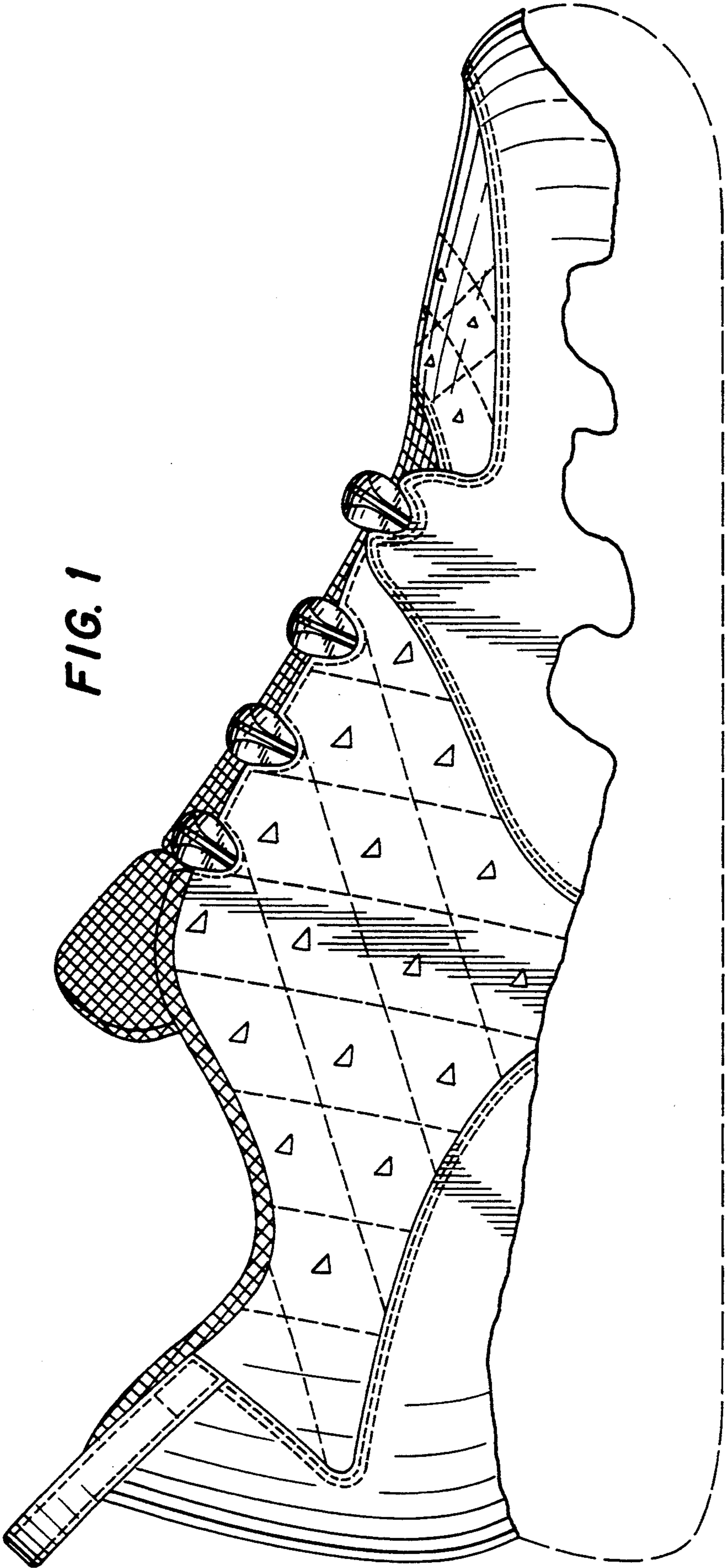


FIG. 1

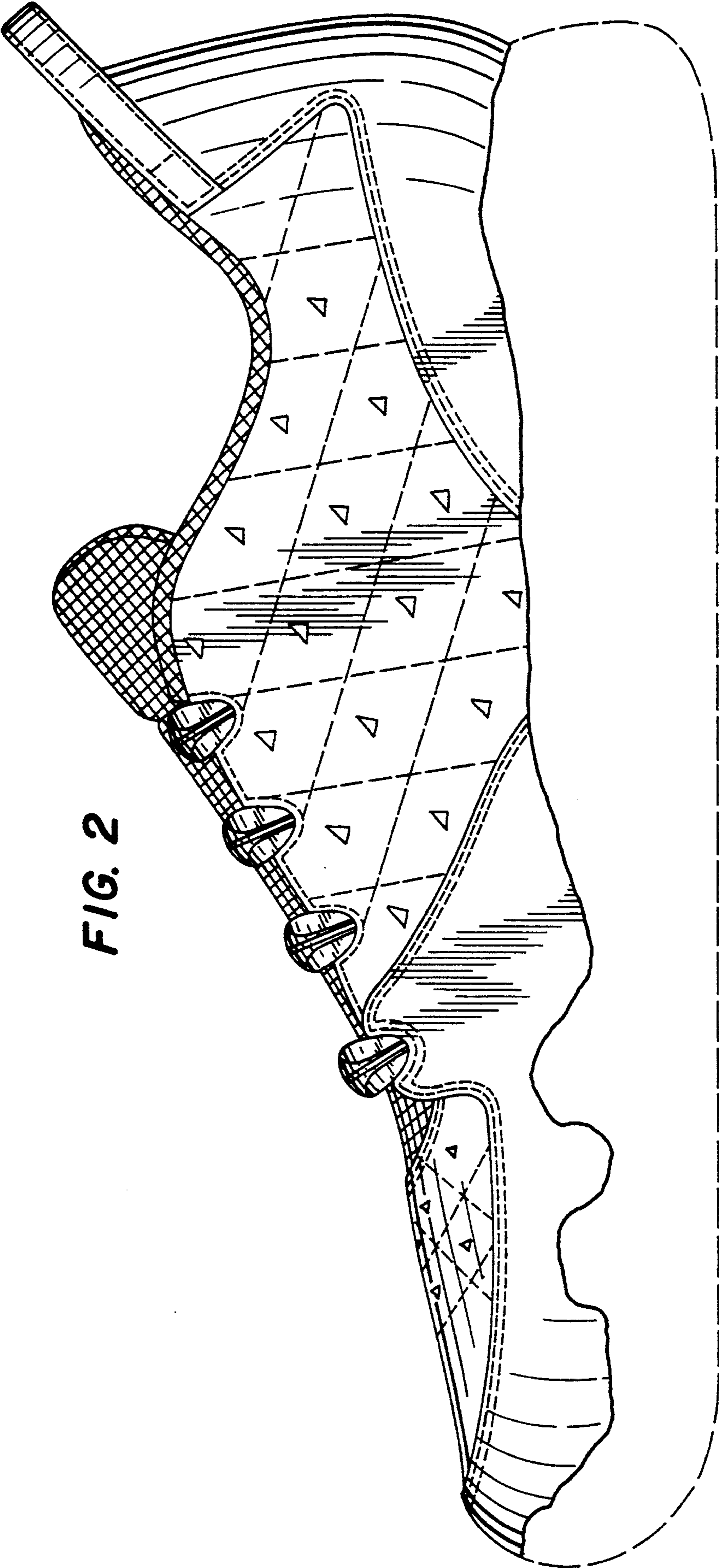


FIG. 2

FIG. 4

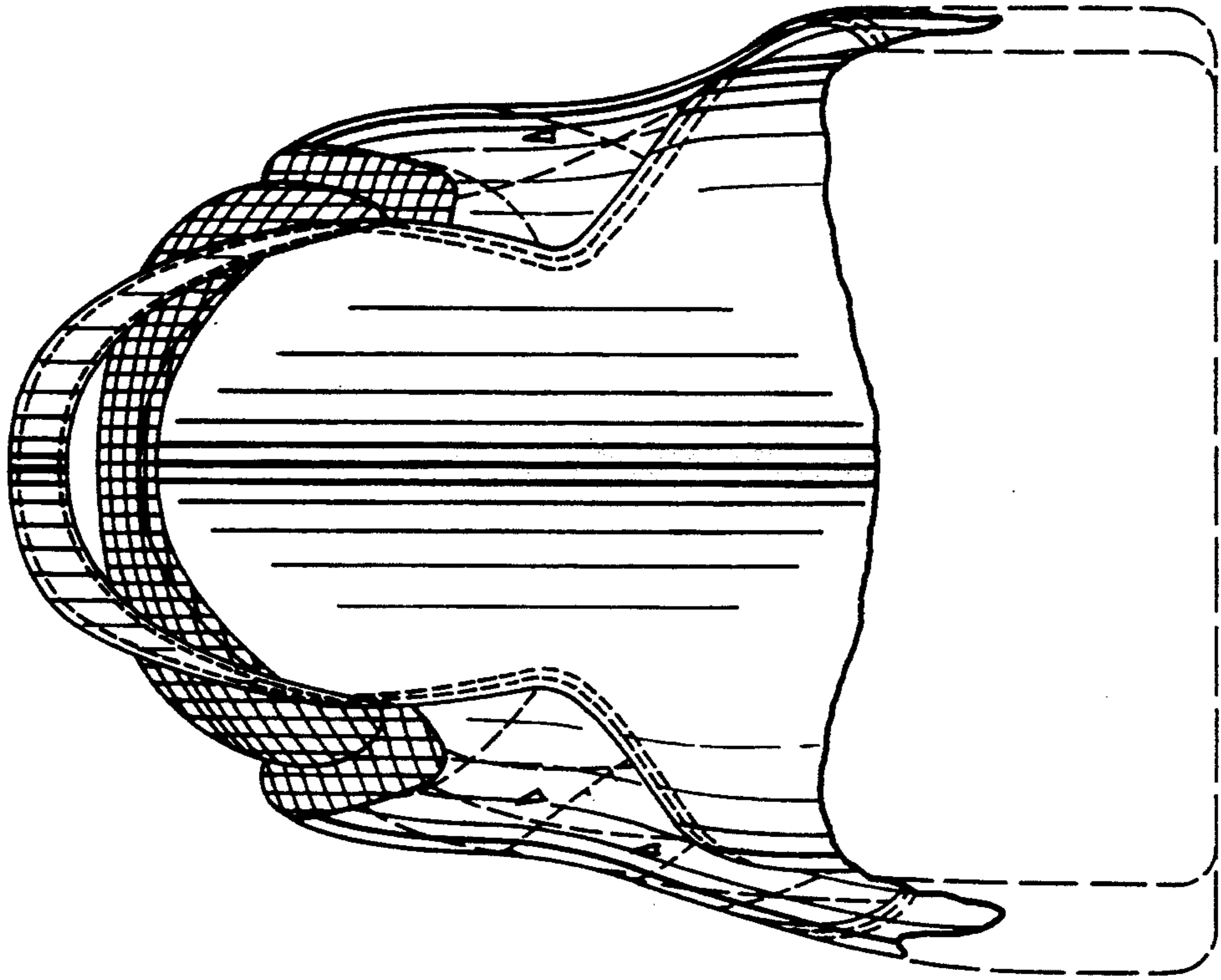


FIG. 3

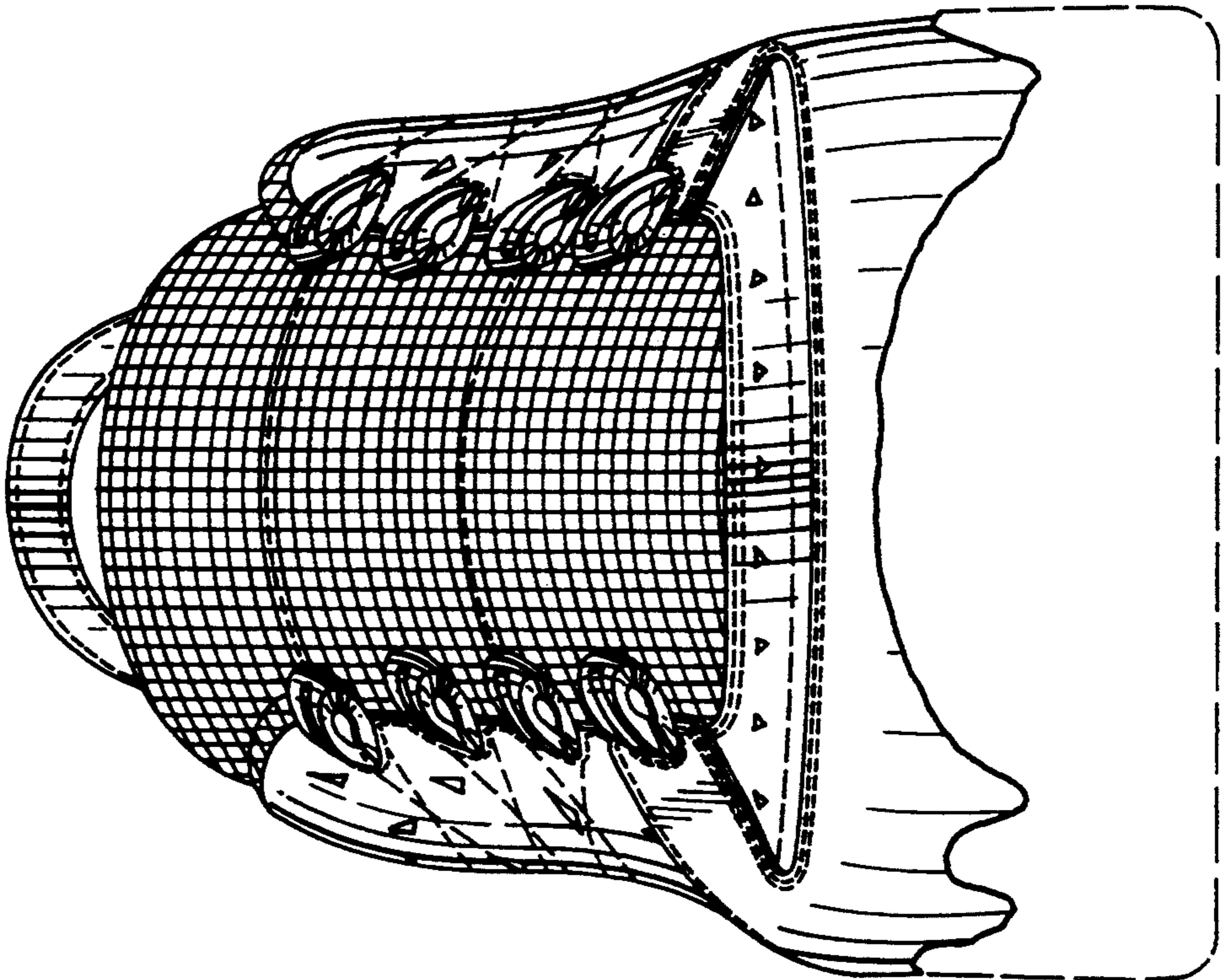


FIG. 5

