



US00D349391S

United States Patent [19] Yang

[11] Patent Number: **Des. 349,391**

[45] Date of Patent: **** Aug. 9, 1994**

- [54] **SHOE SOLE**
- [75] Inventor: **Jean S. Yang**, Torrance, Calif.
- [73] Assignee: **L. A. Gear, Inc.**, Santa Monica, Calif.
- [**] Term: **14 Years**
- [21] Appl. No.: **5,425**
- [22] Filed: **Mar. 4, 1993**
- [52] U.S. Cl. **D2/951**
- [58] Field of Search **D2/897, 899, 947, 948, D2/951, 953, 954, 956-960; 36/25 R, 28, 29, 30 R, 32 R, 59 R, 59 C, 83, 84, 89, 100-107, 112-114, 132, 136**

- D. 327,770 7/1992 Prats et al. **D2/956**
- D. 334,653 4/1993 Mitsui **D2/957**

Primary Examiner—Louis S. Zarfes
Attorney, Agent, or Firm—Don C. Lawrence

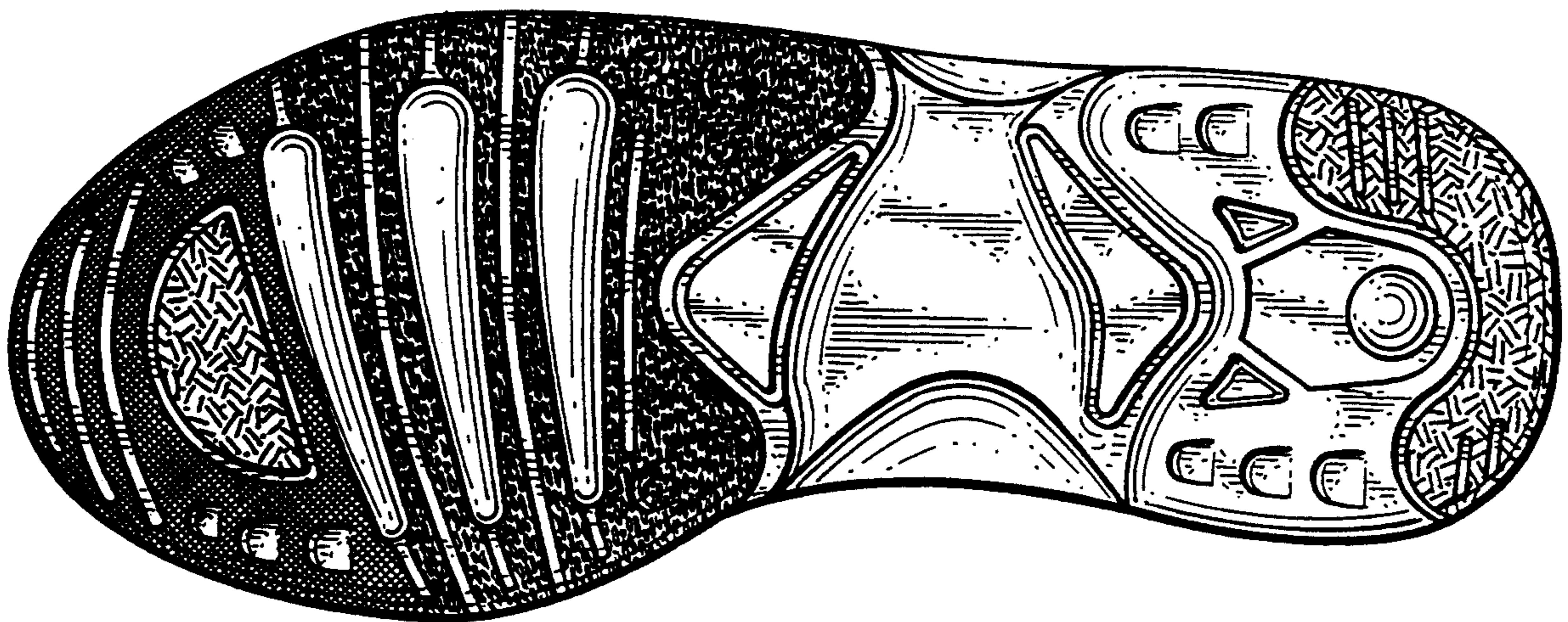
[57] CLAIM

The ornamental design for a shoe sole, as shown and described.

DESCRIPTION

FIG. 1 is a lateral side elevational view of a shoe sole showing my new design;
 FIG. 2 is a bottom plan view thereof;
 FIG. 3 is a medial side elevational view thereof;
 FIG. 4 is a front elevational view thereof; and,
 FIG. 5 is a rear elevational view thereof.
 The dotted line showing of a shoe upper in FIG. 1 is for environmental purposes only and forms no part of the claimed design.

- [56] **References Cited**
- U.S. PATENT DOCUMENTS**
- D. 295,917 5/1988 Brown et al. **D2/956**
- D. 325,669 4/1992 Godinez **D2/953**






Fig. 1.

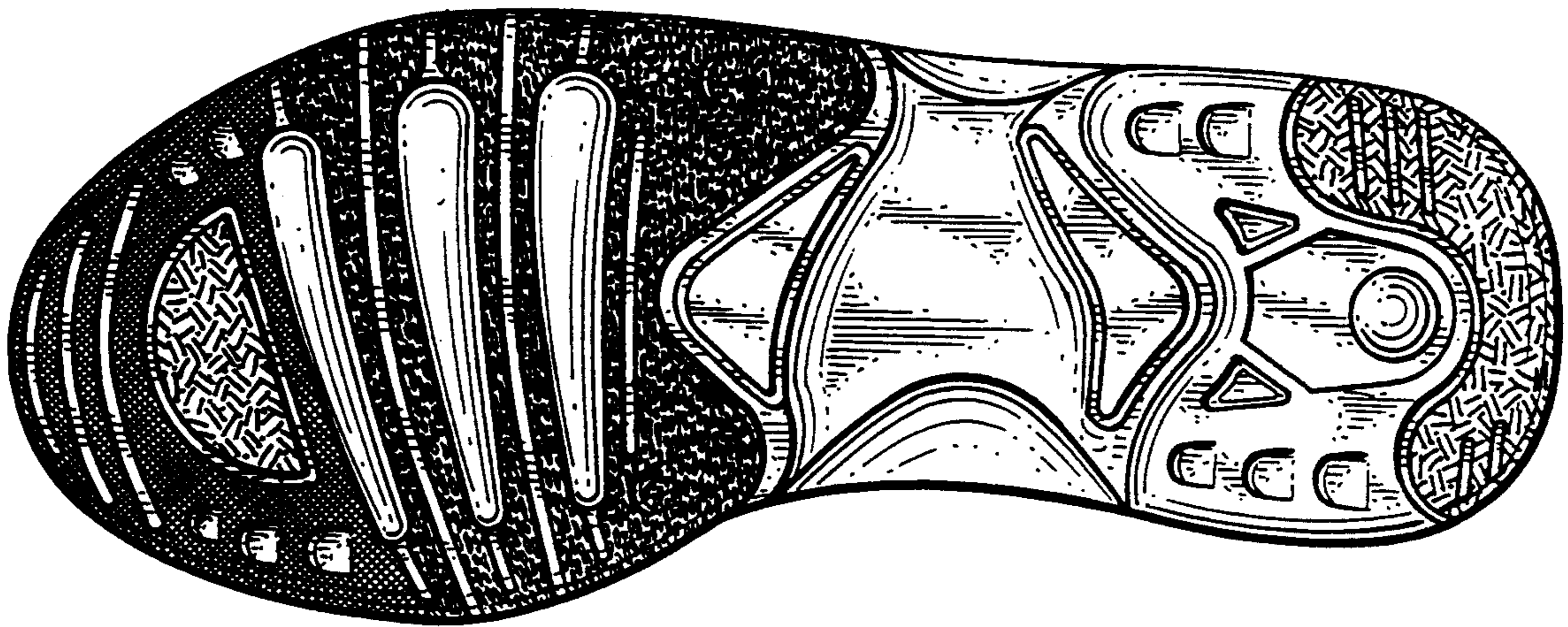


Fig. 2.



Fig. 3.

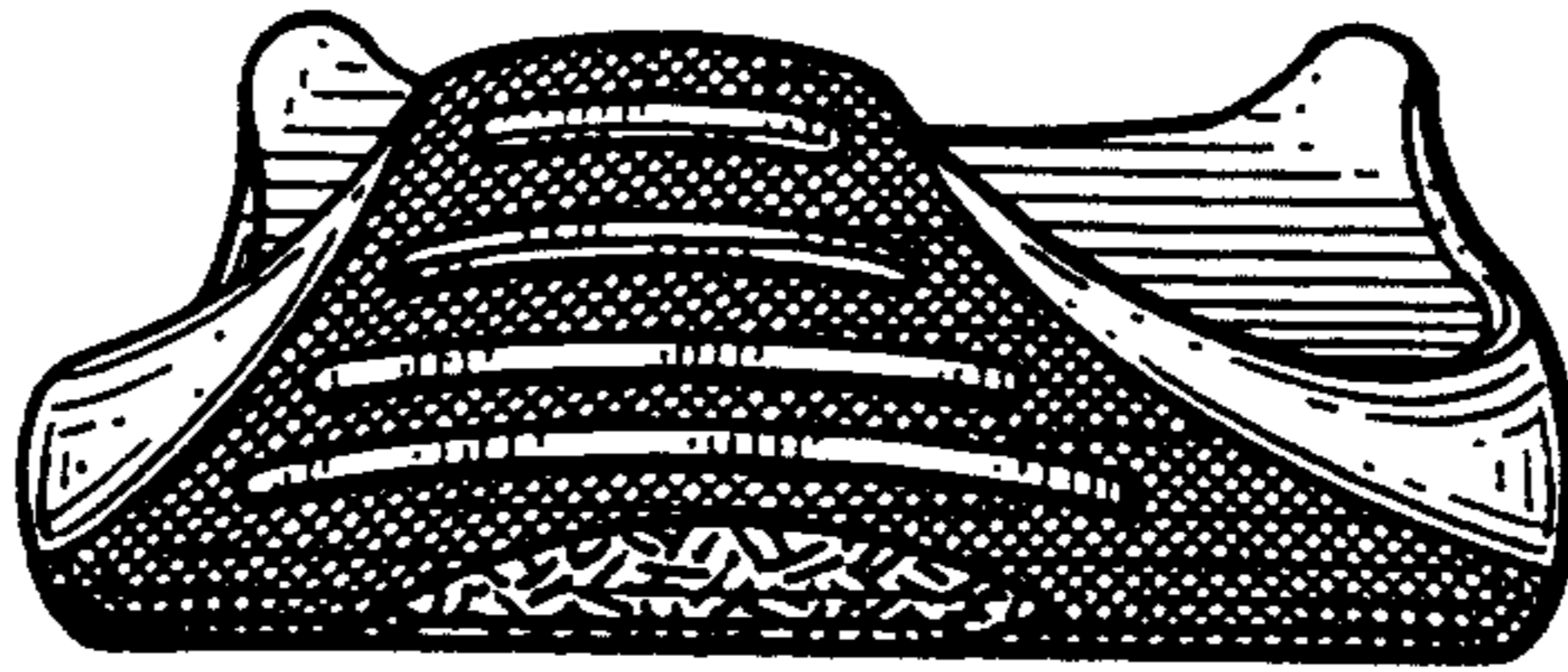


Fig. 4.

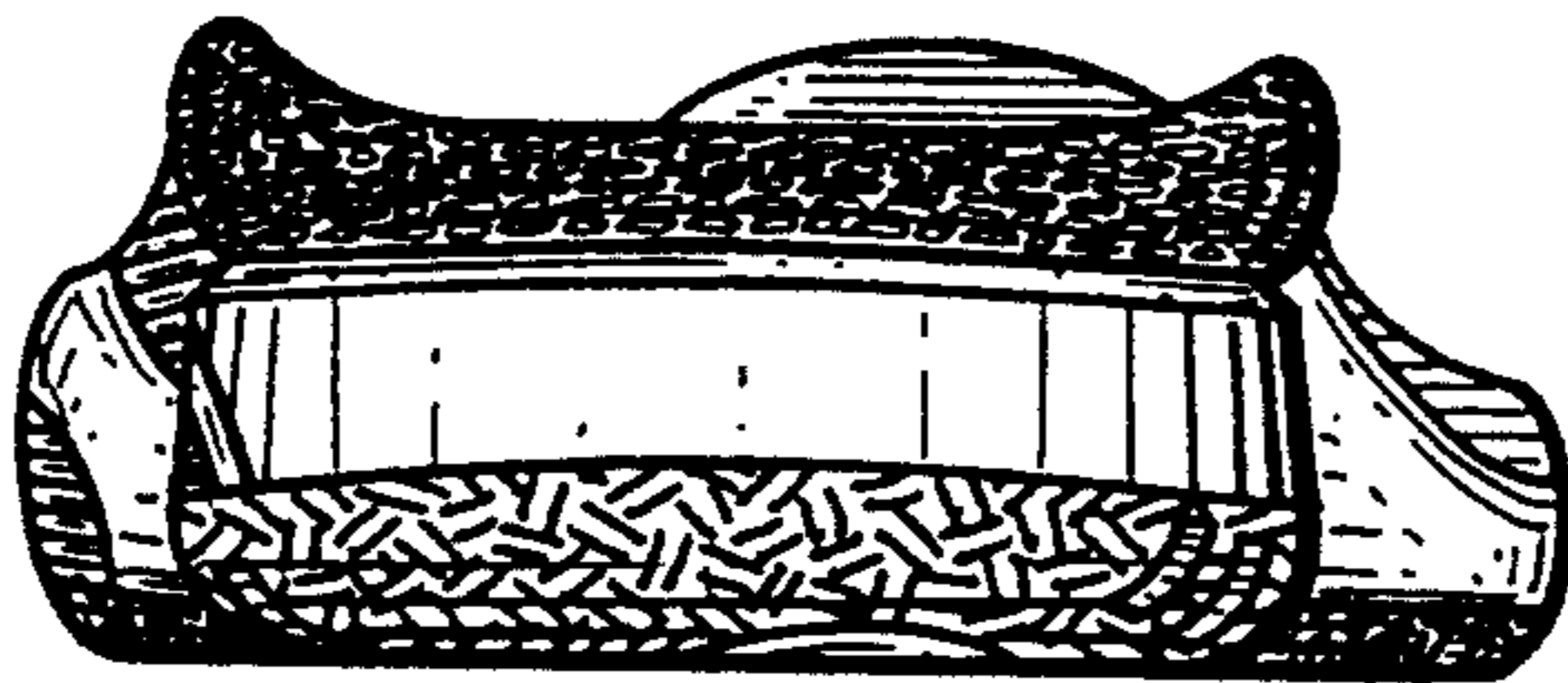


Fig. 5.