



US00D349389S

United States Patent [19]
Phillips

[11] **Patent Number: Des. 349,389**

[45] **Date of Patent: ** Aug. 9, 1994**

[54] **A VISOR ATTACHMENT FOR A CAP**

[76] **Inventor: William G. Phillips, 6022 Turquoise Dr., Rocklin, Calif. 95677**

[**] **Term: 14 Years**

[21] **Appl. No.: 2,370**

[22] **Filed: Dec. 10, 1992**

[52] **U.S. Cl. D2/893**

[58] **Field of Search D2/880, 881, 886, 869, D2/873, 874, 893; 2/12; D29/8, 18**

[56] **References Cited**

U.S. PATENT DOCUMENTS

1,198,337	9/1916	Folsom	2/12
1,232,812	7/1917	Kirchner .	
1,401,758	12/1921	Carleton	2/12
1,502,661	7/1924	Fieber .	
1,665,513	4/1928	Thomas .	
1,764,500	6/1930	Blakesley .	
1,857,284	5/1932	Nelson .	
4,304,005	12/1981	Danley, Sr.	2/10
4,726,074	2/1988	Baclit et al.	2/10

FOREIGN PATENT DOCUMENTS

248456 3/1926 United Kingdom 2/12

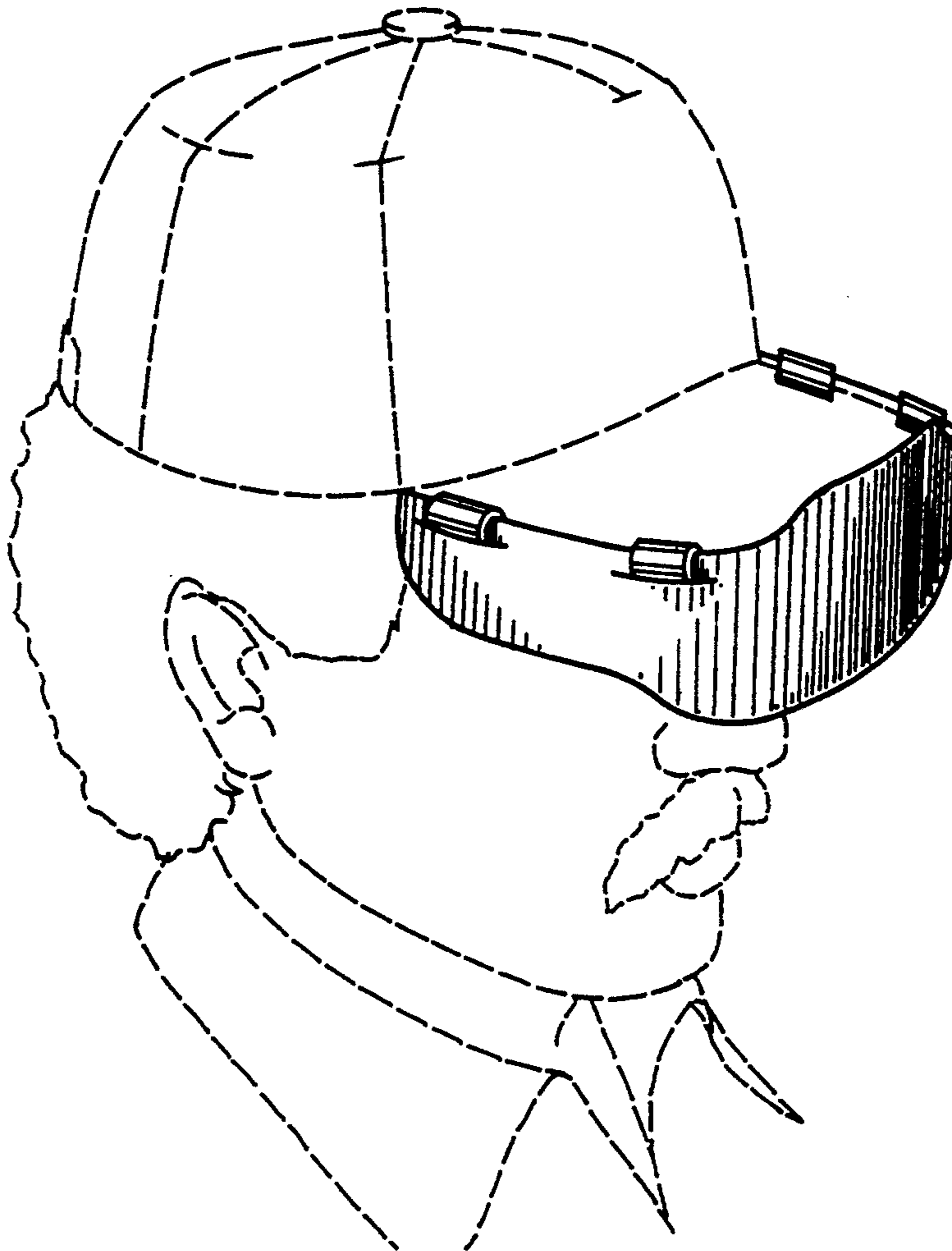
Primary Examiner—B. J. Bullock
Assistant Examiner—Paula Mortimer
Attorney, Agent, or Firm—Bernhard Kreten

[57] **CLAIM**

The ornamental design for a visor attachment for a cap, as shown and described.

DESCRIPTION

FIG. 1 is a perspective view of a visor attachment for a cap showing my new design;
FIG. 2 is a front elevational view thereof;
FIG. 3 is a partial perspective view thereof being enlarged to show detail of the fastening clips;
FIG. 4 is a side elevational view thereof;
FIG. 5 is a top plan view thereof;
FIG. 6 is a rear elevational view thereof; and,
FIG. 7 is a bottom plan view thereof.
The broken line showing of the human form and cap is for illustrative purposes only and forms no part of the claimed design.



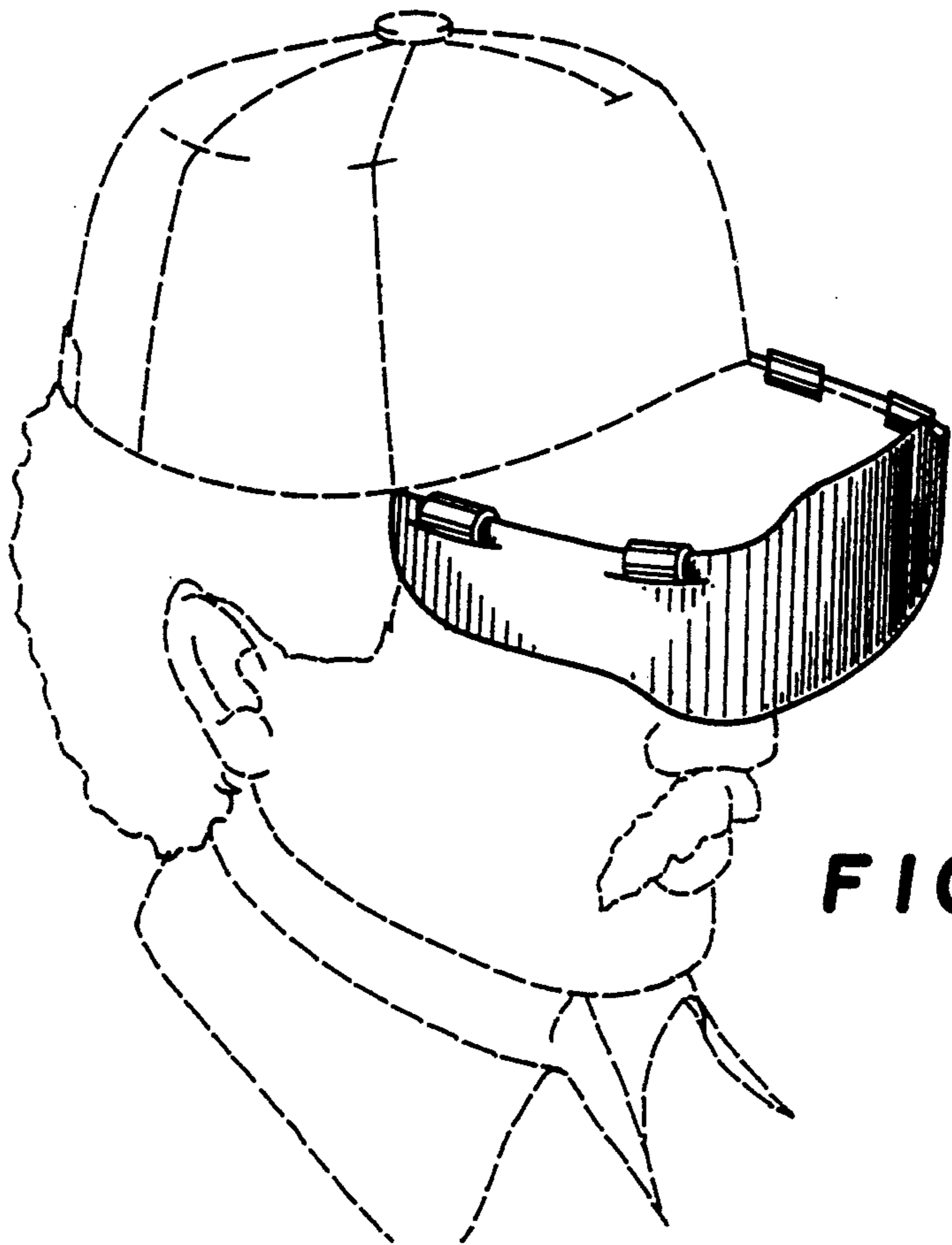


FIG. 1




FIG. 2

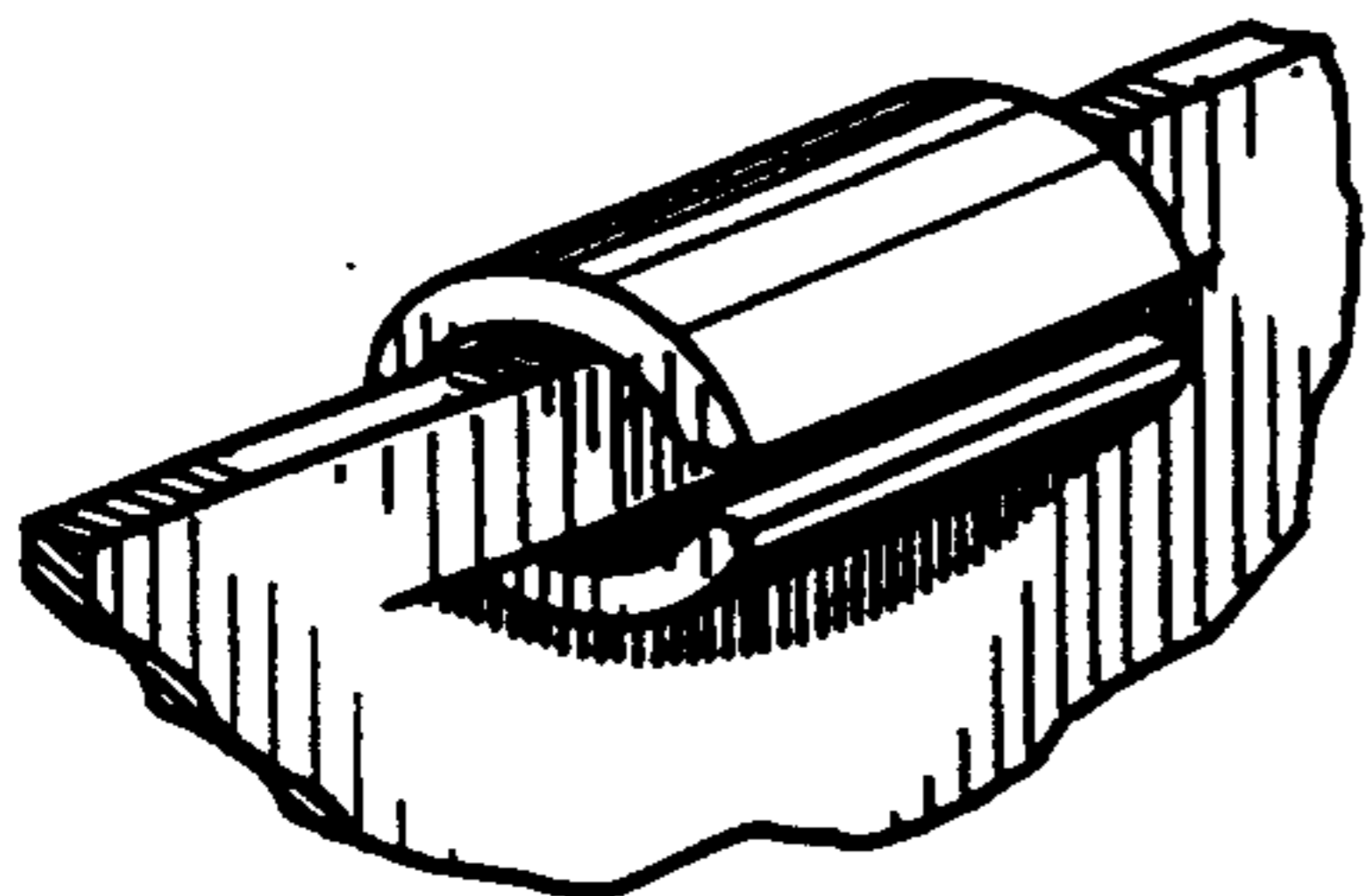


FIG. 3



FIG. 4



FIG. 5

FIG. 6



FIG. 7