



US00D349386S

United States Patent [19]

[11] Patent Number: **Des. 349,386**

Piebenga

[45] Date of Patent: **** Aug. 2, 1994**

[54] BUILT IN HYDRAULIC JACK

FOREIGN PATENT DOCUMENTS

[76] Inventor: **William C. Piebenga, 7629
Summerglen Dr., Raleigh, N.C.
27615**

59408 5/1954 France 254/418
2135275 8/1984 United Kingdom 254/418

*Primary Examiner—Kay H. Chin
Attorney, Agent, or Firm—Hugh E. Smith*

[**] Term: **14 Years**

[57] CLAIM

The ornamental design for a built in hydraulic jack, as shown and described.

[21] Appl. No.: **826,168**

DESCRIPTION

[22] Filed: **Jan. 24, 1992**

FIG. 1 is a front elevational view of the built in hydraulic jack showing my new design;

[52] U.S. Cl. **D34/31**

FIG. 2 is a rear elevational view thereof;

[58] Field of Search 254/418, 426, 423;
D34/28, 31

FIG. 3 is a left side elevational view thereof;

FIG. 4 is a right side elevational view thereof;

FIG. 5 is a top plan view thereof;

FIG. 6 is a bottom plan view thereof; and,

FIG. 7 is a front view of the jack in use, the broken lines are for illustrative purposes only and form no part of the claimed design.

[56] References Cited

U.S. PATENT DOCUMENTS

4,084,789 4/1978 Francts 254/418

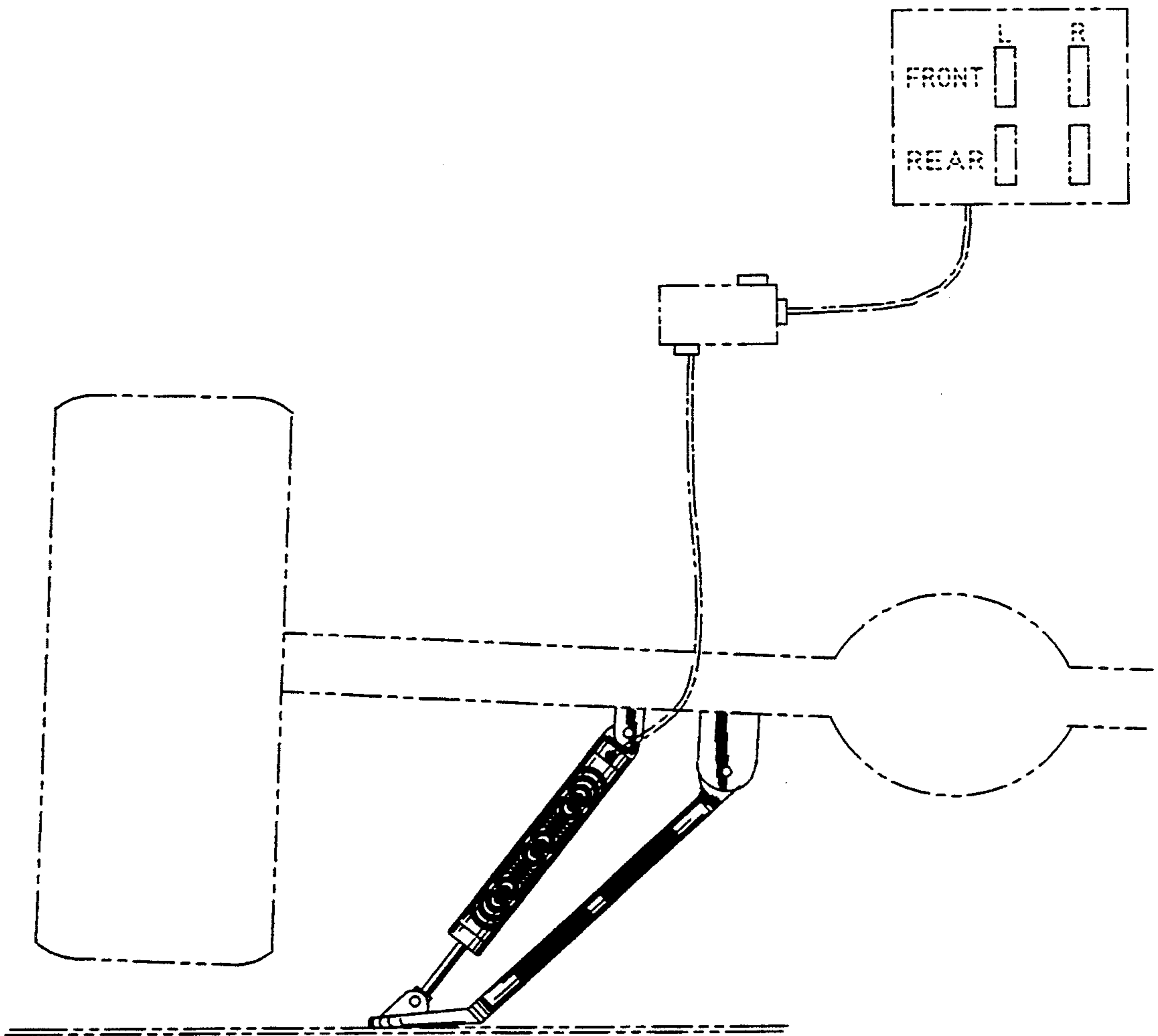


FIG. 1




FIG. 2




FIG. 3

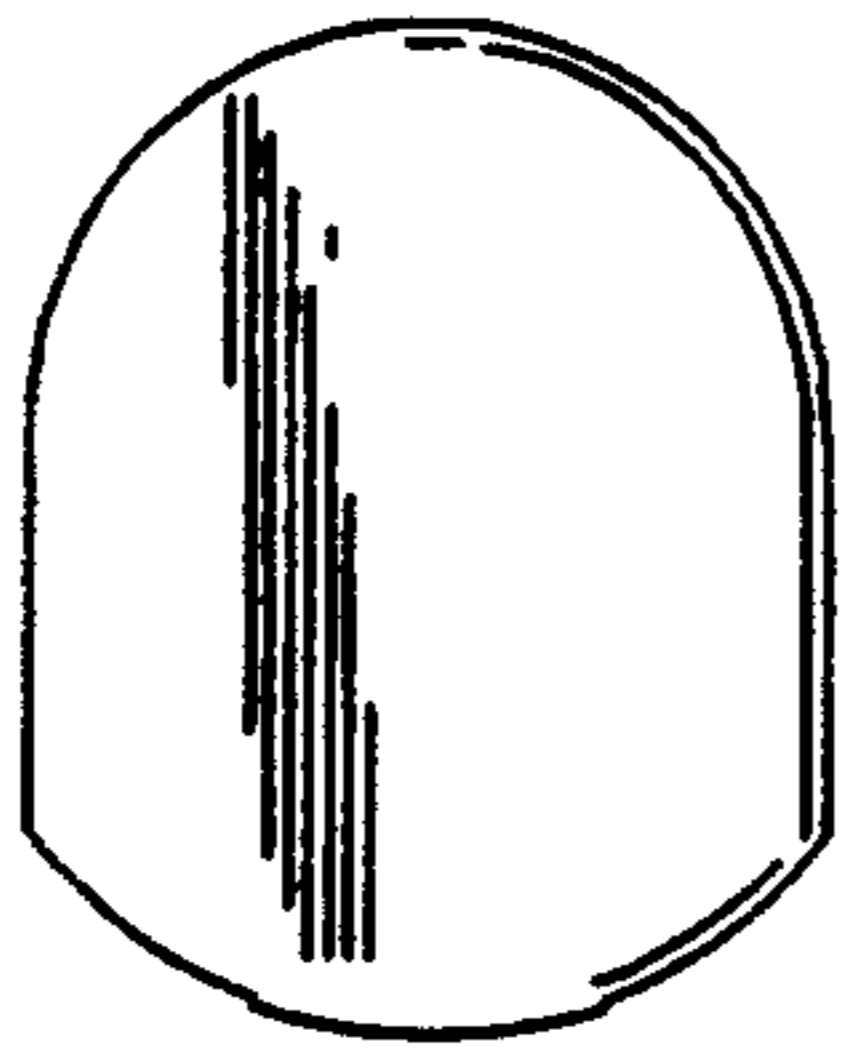


FIG. 4

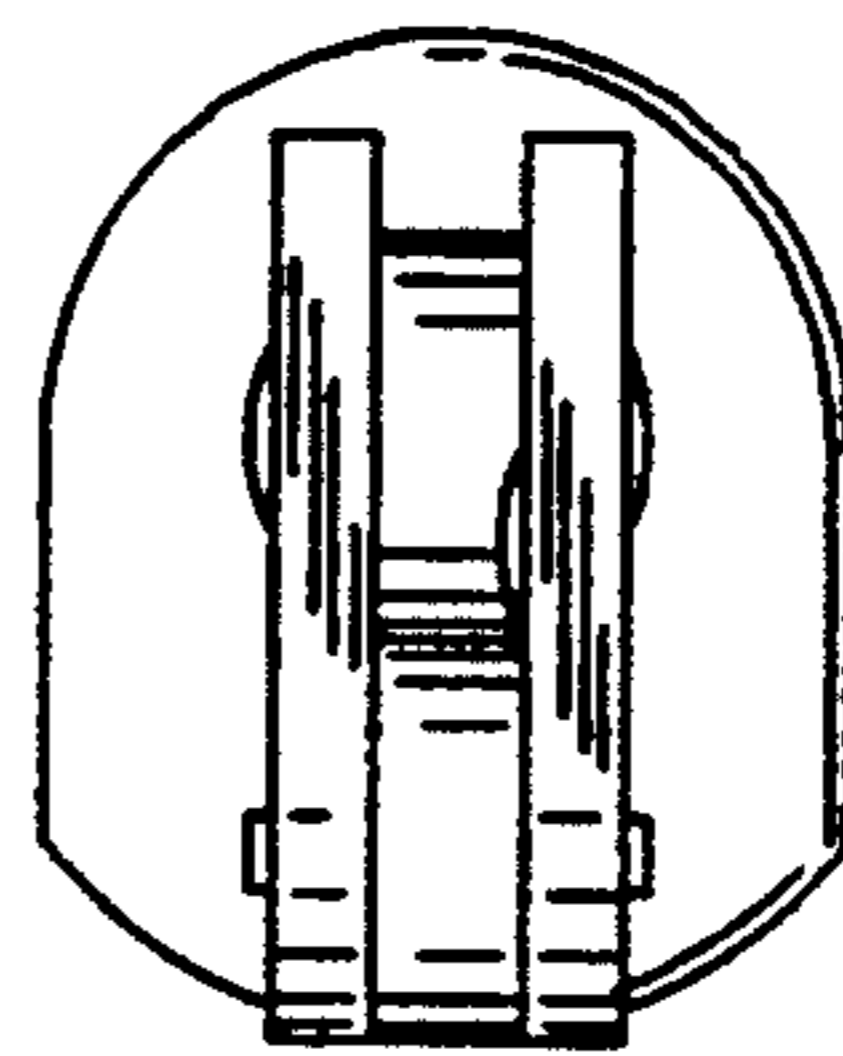


FIG. 5




FIG. 6




FIG. 7

