



US00D349365S

United States Patent [19]
Choi

[11] **Patent Number: Des. 349,365**
[45] **Date of Patent: ** Aug. 2, 1994**

[54] **BOWLING GLOVE**
[75] **Inventor: Byung T. Choi, Seoul, Rep. of Korea**
[73] **Assignee: Dong I. Kim, Kuri, Japan**
[**] **Term: 14 Years**
[21] **Appl. No.: 907,119**
[22] **Filed: Jul. 1, 1992**

3,512,776 1/1968 Thomas, Sr. 273/54
3,815,908 6/1974 Hashimoto 273/54 B
3,871,029 8/1974 Hollman 2/161 A
4,228,548 10/1980 Cohen 2/161 A
4,374,439 2/1983 Norman 2/161 A
4,502,688 3/1985 Papp 273/189 A
4,608,720 9/1986 Purin 2/161 A

Primary Examiner—Ruth McInroy
Attorney, Agent, or Firm—Lackenbach Siegel Marzullo
Aronson and Greenspan

[30] **Foreign Application Priority Data**
Jan. 6, 1992 [KR] Rep. of Korea 60/1992
[52] **U.S. Cl. D29/113**
[58] **Field of Search D2/617, 619, 621, 623,**
D2/610; 2/159-160, 161 R, 161 A, 162-163,
168, 16; 128/876, 878-880; 15/227; D29/20, 22

[57] **CLAIM**
The ornamental design for a bowling glove, as shown
and described.

[56] **References Cited**
U.S. PATENT DOCUMENTS
Re. 32,566 12/1987 Patton, Jr. 2/161 A
D. 130,978 12/1941 Morrison D29/22
D. 243,292 2/1977 Koehler D29/22
D. 280,779 10/1985 Laws D29/20
2,025,710 12/1935 Beemer 2/159
2,975,429 3/1961 Newman 2/159
3,224,012 12/1965 Hamm 2/161 A
3,228,035 1/1966 Davis 2/161
3,421,160 1/1969 Domenico D29/20

DESCRIPTION

FIG. 1 is a front perspective view of a bowling glove showing my new design;
FIG. 2 is a front elevational view thereof;
FIG. 3 is a top plan view thereof;
FIG. 4 is a bottom plan view thereof;
FIG. 5 is a left side elevational view thereof;
FIG. 6 is a right side elevational view thereof;
FIG. 7 is a rear elevational view thereof; and,
FIG. 8 is a sectional view taken along line 8—8 in FIG. 2.
The broken lines in FIGS. 1, 2, 5, 6 and 7 represent conventional stitching.

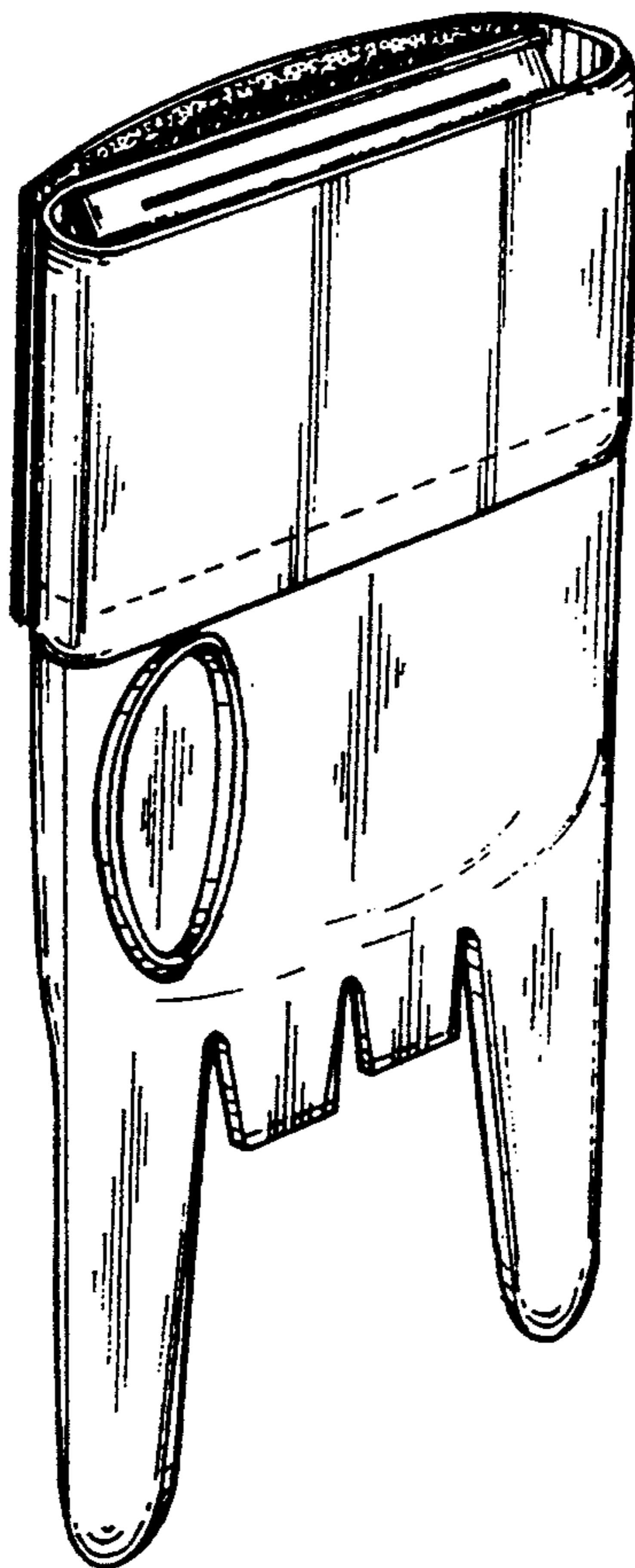


FIG. 1

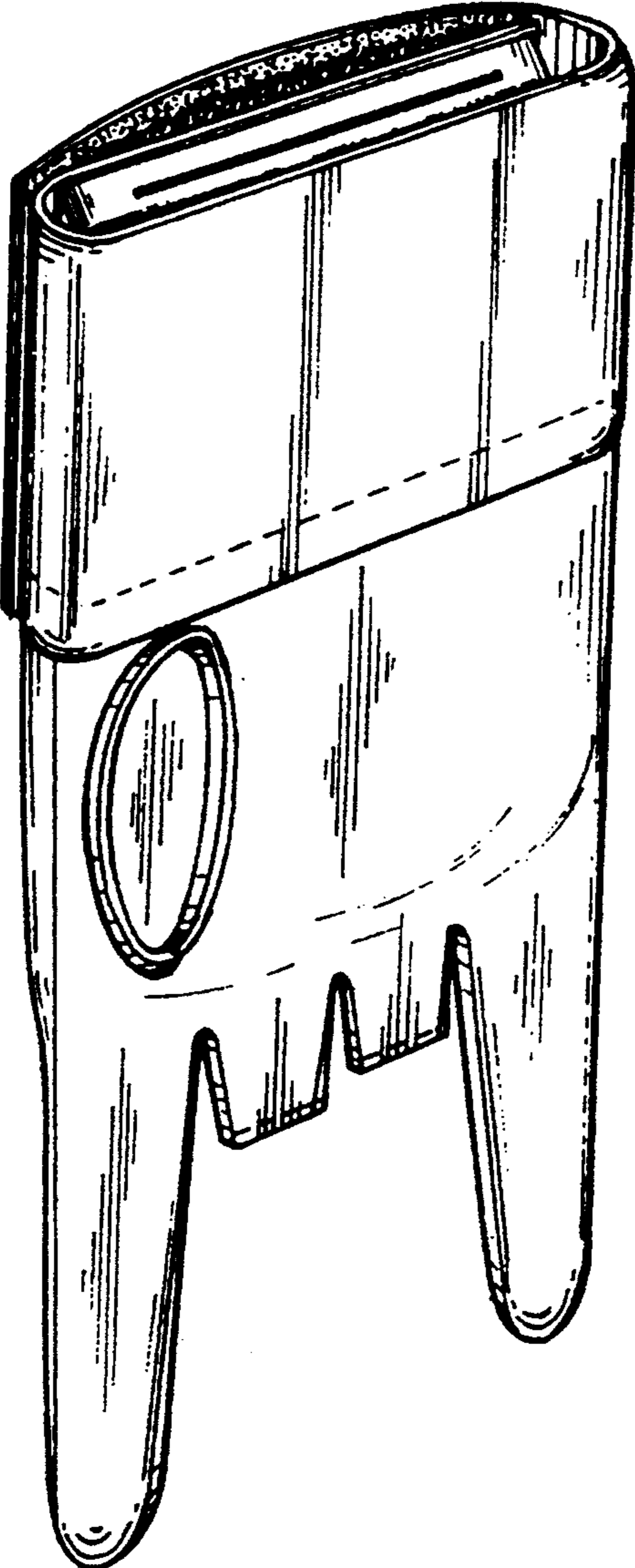


FIG. 3




FIG. 2

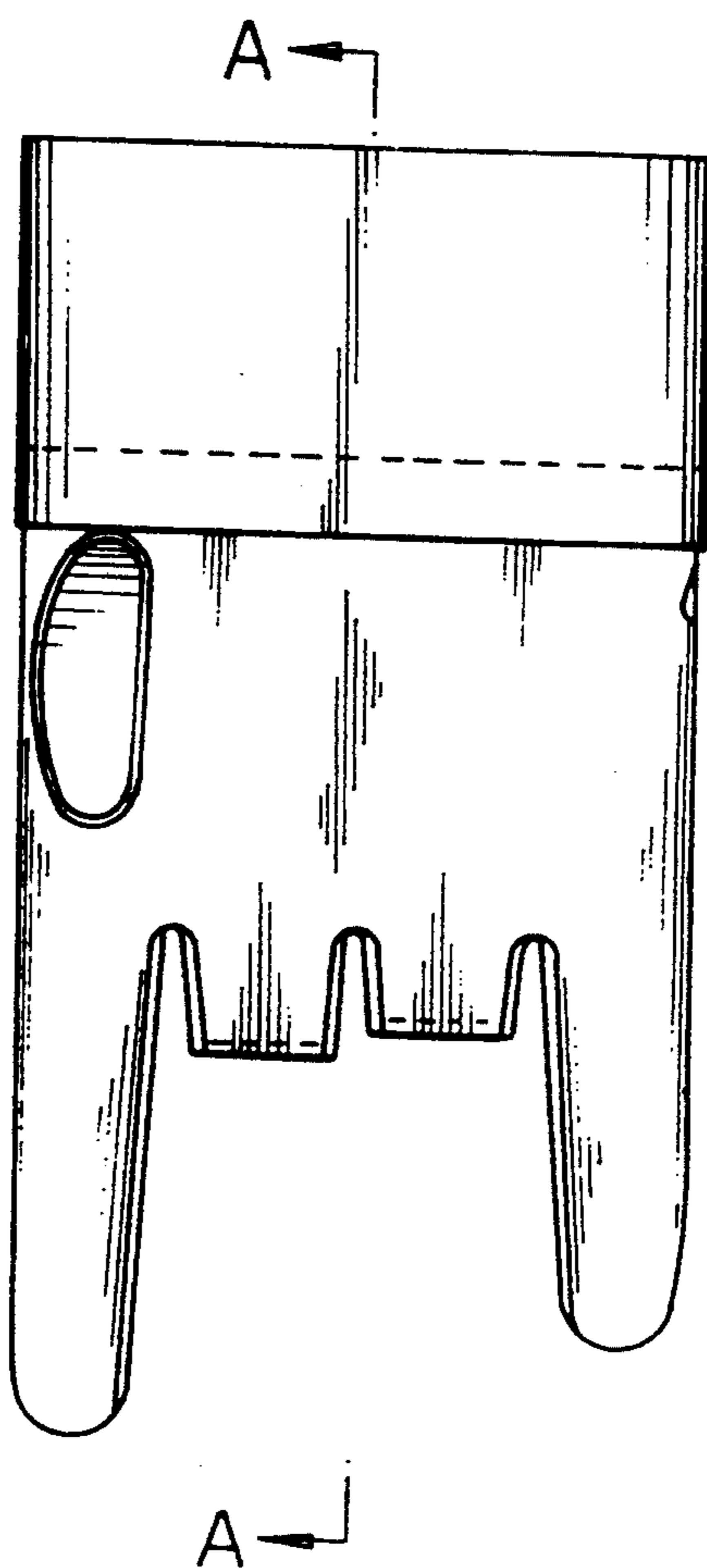


FIG. 5



FIG. 6




FIG. 4

FIG. 7

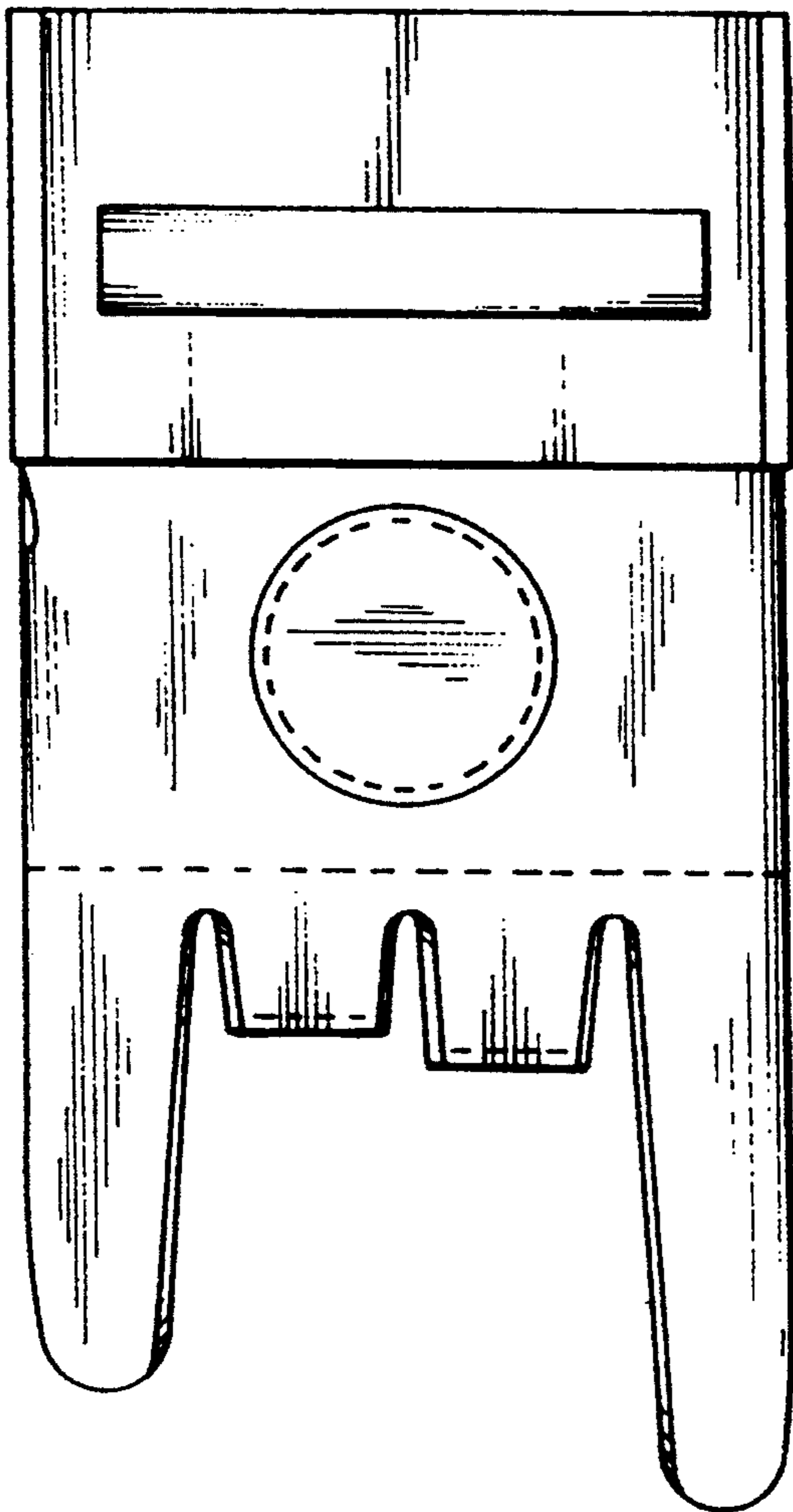


FIG. 8

