



US00D349338S

# United States Patent [19]

[11] Patent Number: **Des. 349,338**

**Crinion**

[45] Date of Patent: **\*\* Aug. 2, 1994**

[54] **COMBINED HEATING AND COOLING PANEL UNIT FOR PLACEMENT IN A MODULAR OFFICE PANELLING SYSTEM**

[75] Inventor: **Jonathan Crinion**, Toronto, Canada

[73] Assignee: **Teknion Furniture Systems**, Downsview, Canada

[\*\*] Term: **14 Years**

[21] Appl. No.: **1,654**

[22] Filed: **Nov. 19, 1992**

[30] **Foreign Application Priority Data**

Jun. 5, 1992 [CA] Canada ..... 05-06-92-2

[52] U.S. Cl. .... **D23/386; D23/328**

[58] Field of Search ..... 165/49; 392/437; 62/3.2, 3.1, 3.3; D23/386, 328

[56] **References Cited**

**U.S. PATENT DOCUMENTS**

- 5,074,116 12/1991 Kadotani et al. .... 62/3.2
- 5,156,208 10/1992 Masuki et al. .... 165/49
- 5,216,887 6/1993 Kadotani et al. .... 62/3.2

*Primary Examiner*—Lisa P. Lichtenstein

[57] **CLAIM**

The ornamental design for a combined heating and cooling panel unit for placement in a modular office panelling system, as shown and described.

**DESCRIPTION**

FIG. 1 is a front perspective view of a combined heating and cooling panel unit for placement in a modular office panelling system, showing my new design;

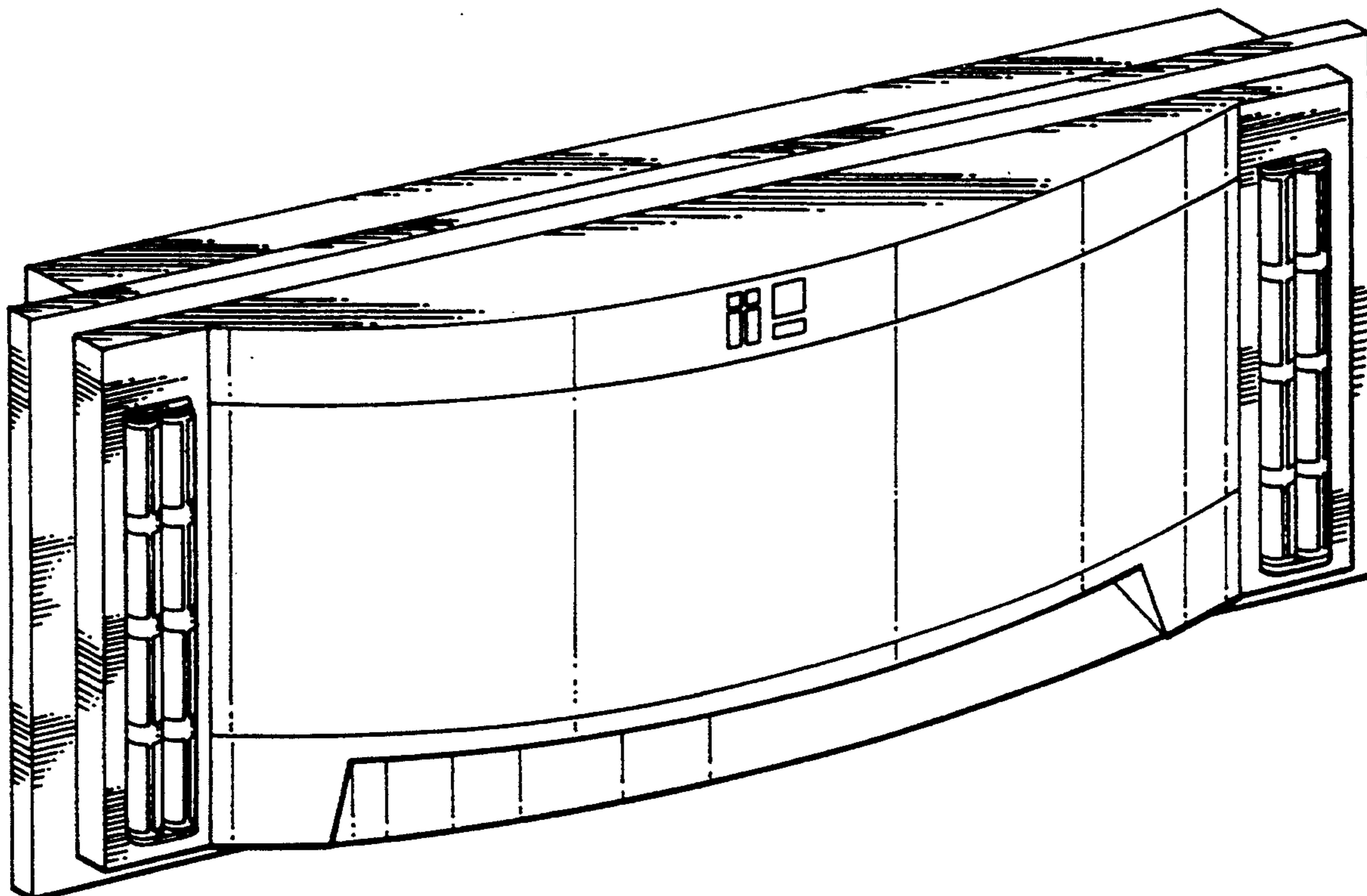
FIG. 2 is an end view of the combined heating and cooling panel unit for placement in a modular office panelling system;

FIG. 3 is a front view of the combined heating and cooling panel unit for placement in a modular office panelling system;

FIG. 4 is an end view of the combined heating and cooling panel unit for placement in a modular office panelling system;

FIG. 5 is a top view of the combined heating and cooling panel unit for placement in a modular office panelling system; and,

FIG. 6 is a bottom view of the combined heating and cooling panel unit for placement in a modular office panelling system.



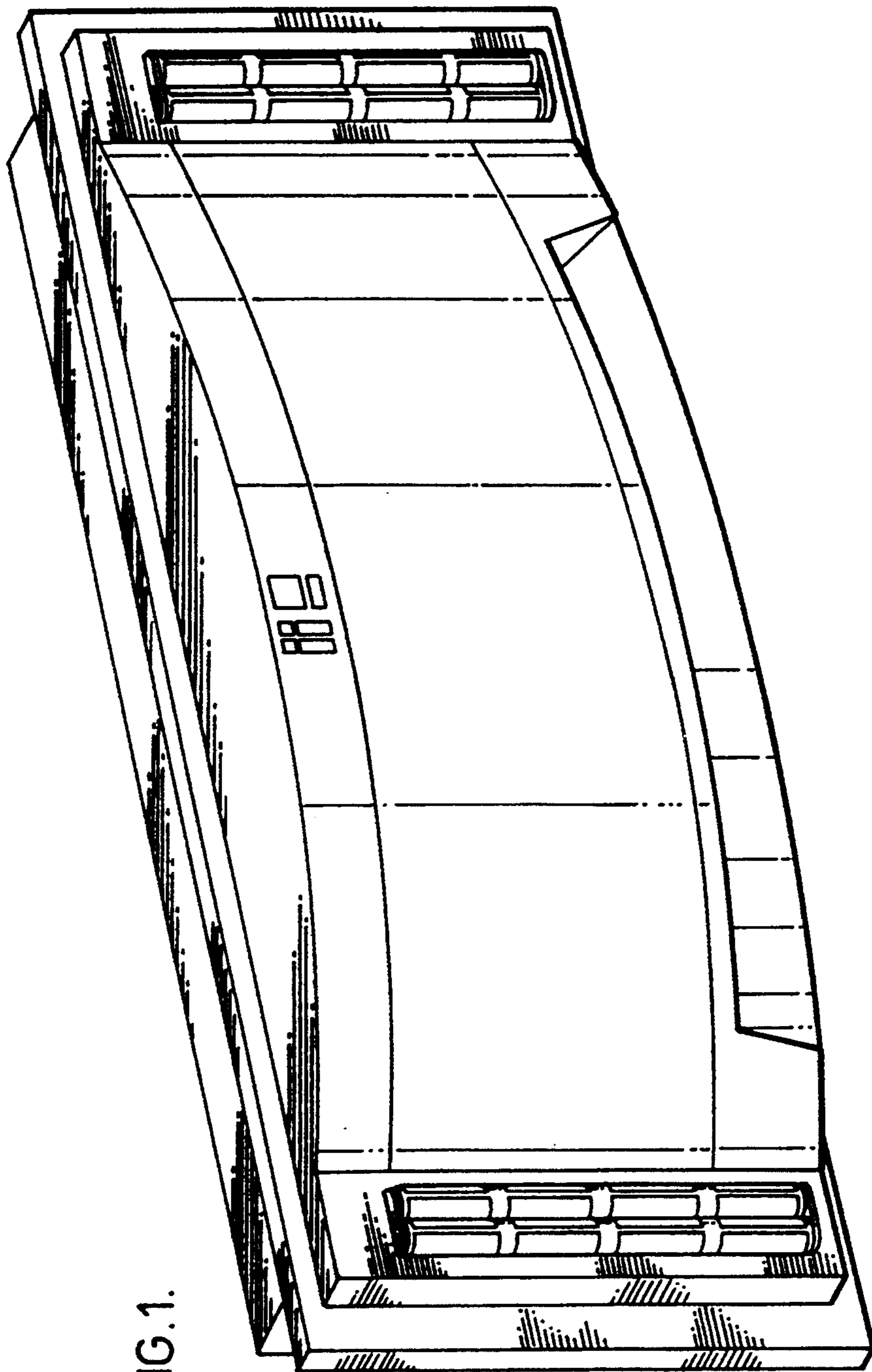


FIG. 1.

FIG. 4.

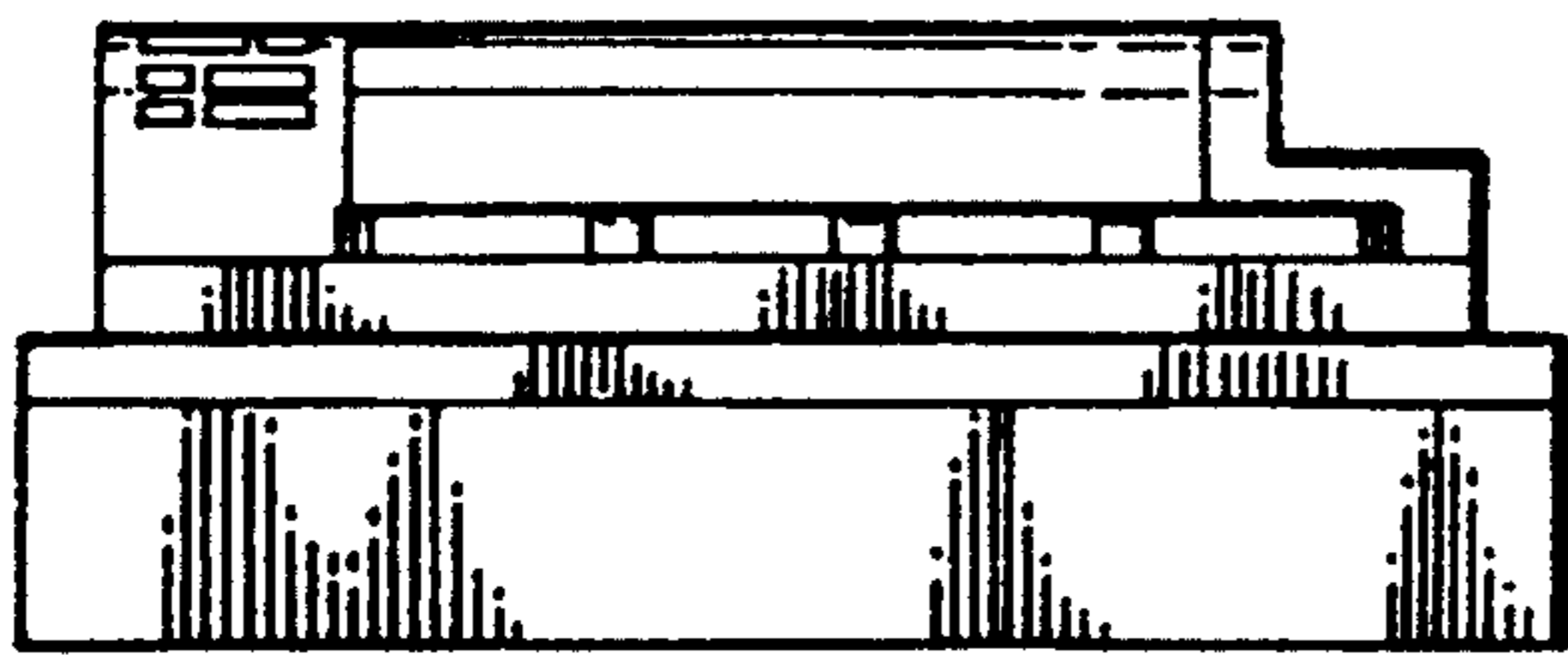


FIG. 5.




FIG. 6.

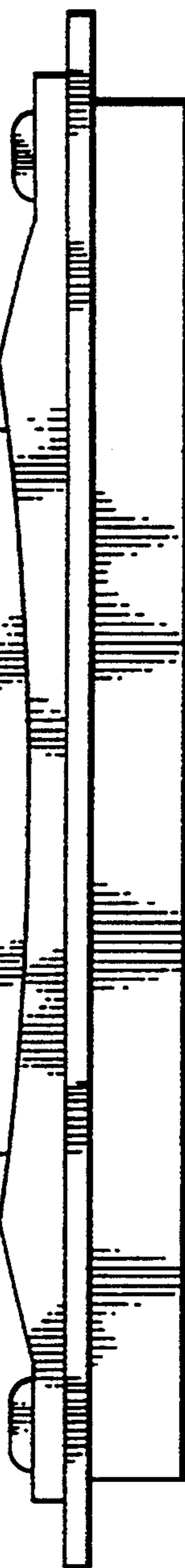


FIG. 3.

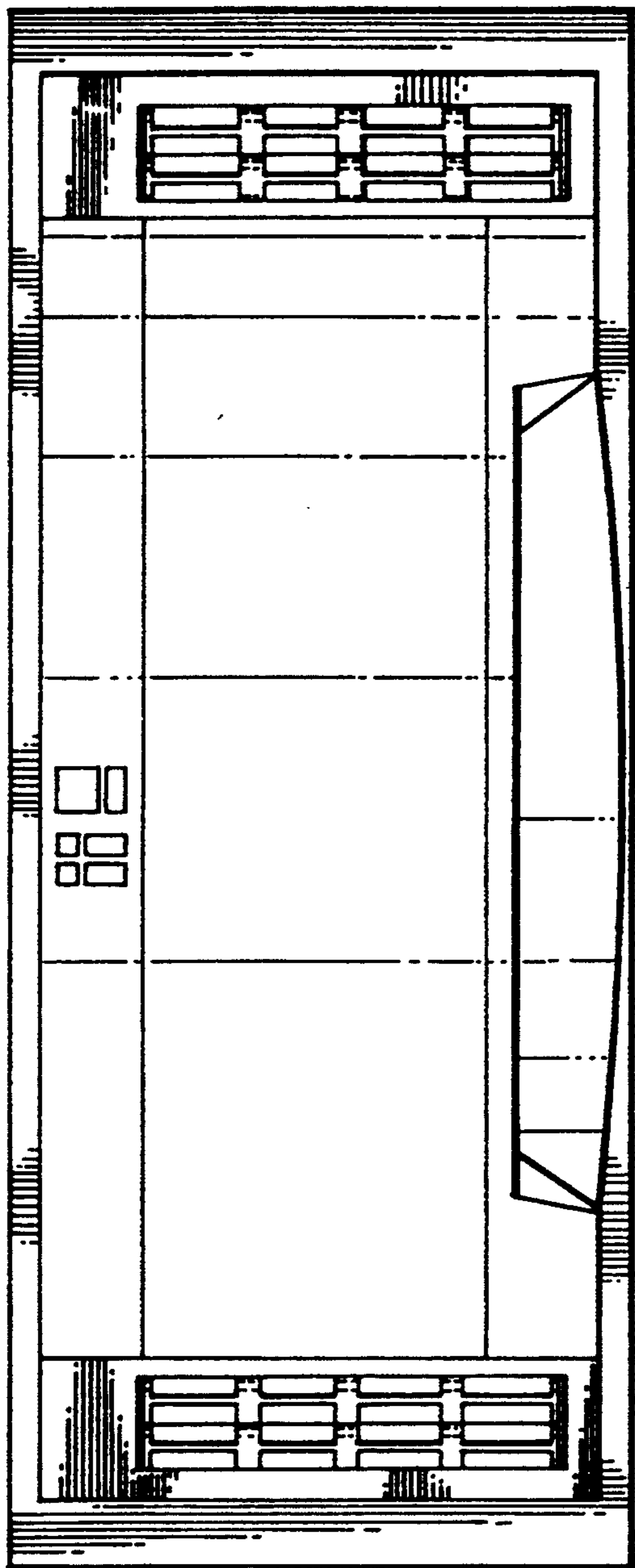


FIG. 2.

