



US00D349328S

# United States Patent [19]

[11] Patent Number: **Des. 349,328**

**Bollenbacher**

[45] Date of Patent: **\*\* Aug. 2, 1994**

[54] **HANDLE FOR A PLUMBING FITTING**

D. 265,117 6/1982 Fleischmann et al. .... D23/252  
D. 289,543 4/1987 Davis ..... D23/252  
D. 324,724 3/1992 Lang et al. .... D23/252

[75] Inventor: **John E. Bollenbacher**, Sheboygan, Wis.

### OTHER PUBLICATIONS

Pp. 2-62 of a Kohler ad showing a K-7412-5A faucet with handles.

[73] Assignee: **Kohler Co.**, Kohler, Wis.

*Primary Examiner*—James R. Largen  
*Attorney, Agent, or Firm*—Quarles & Brady

[\*\*] Term: **14 Years**

[21] Appl. No.: **3,782**

### [57] CLAIM

[22] Filed: **Jan. 14, 1993**

The ornamental design for a handle for a plumbing fitting, as shown and described.

[52] U.S. Cl. .... **D23/252; D8/308**

[58] Field of Search ..... D8/300, 307-312;  
16/110 R, 118, 121; 4/675-678; D23/238-243,  
250-254

### DESCRIPTION

### [56] References Cited

#### U.S. PATENT DOCUMENTS

D. 78,990 7/1929 Stevenson ..... D8/308  
D. 84,462 6/1931 Clemmons ..... D23/252  
D. 145,604 9/1946 Rausch ..... D23/252  
D. 149,344 4/1948 Fitter ..... D23/240  
D. 163,545 6/1951 Smolensky ..... D23/240  
D. 263,989 4/1982 Fleischmann et al. .... D23/252

FIG. 1 is a perspective view taken from the top, front and right side of a handle for a plumbing fitting embodying my new design;


FIG. 2 is a front elevational view thereof, the rear being a mirror image of the front;

FIG. 3 is a right side elevational view thereof;

FIG. 4 is a left side elevational view thereof;

FIG. 5 is a top plan view thereof; and,

FIG. 6 is a bottom plan view thereof.



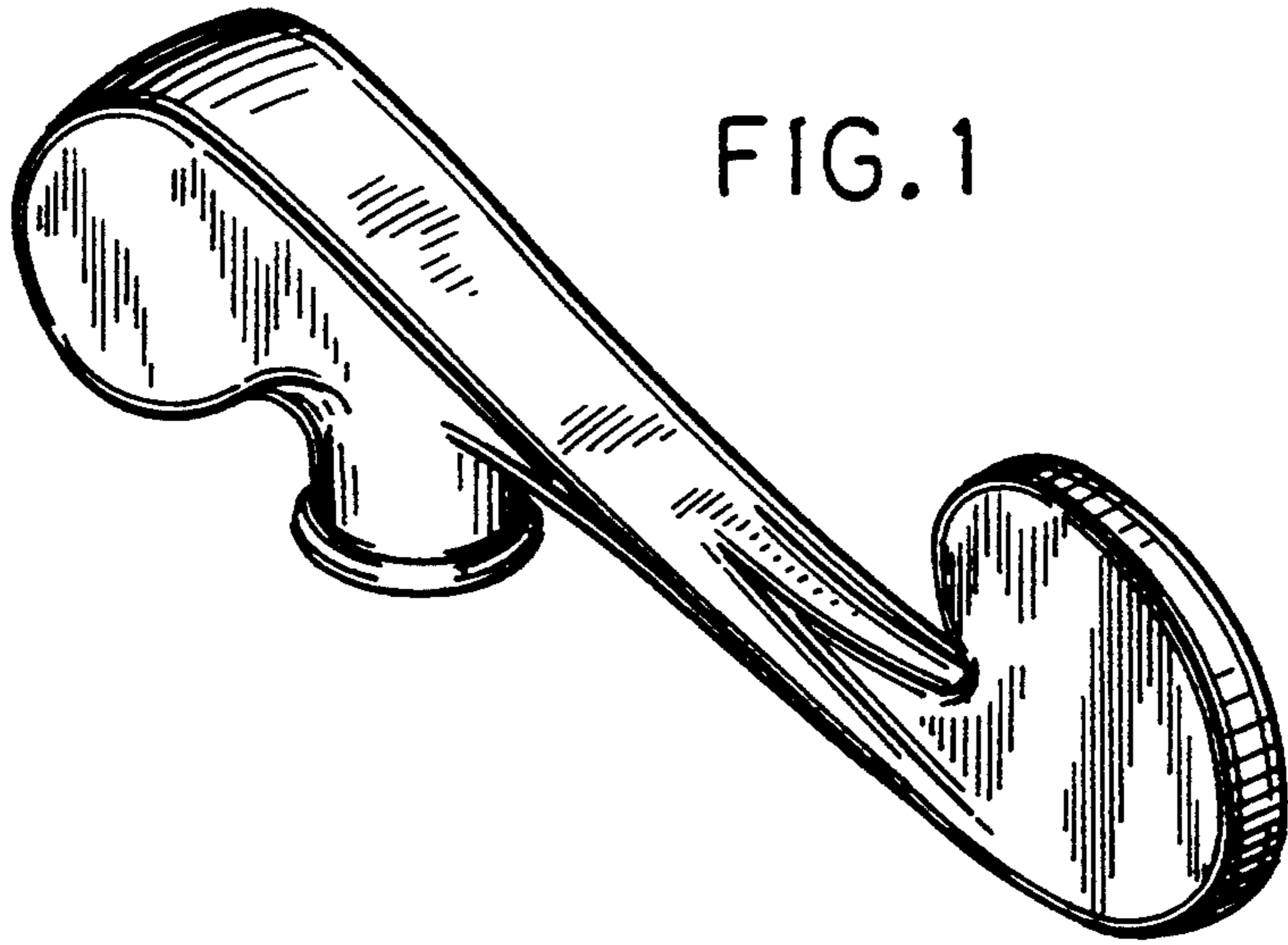


FIG. 1

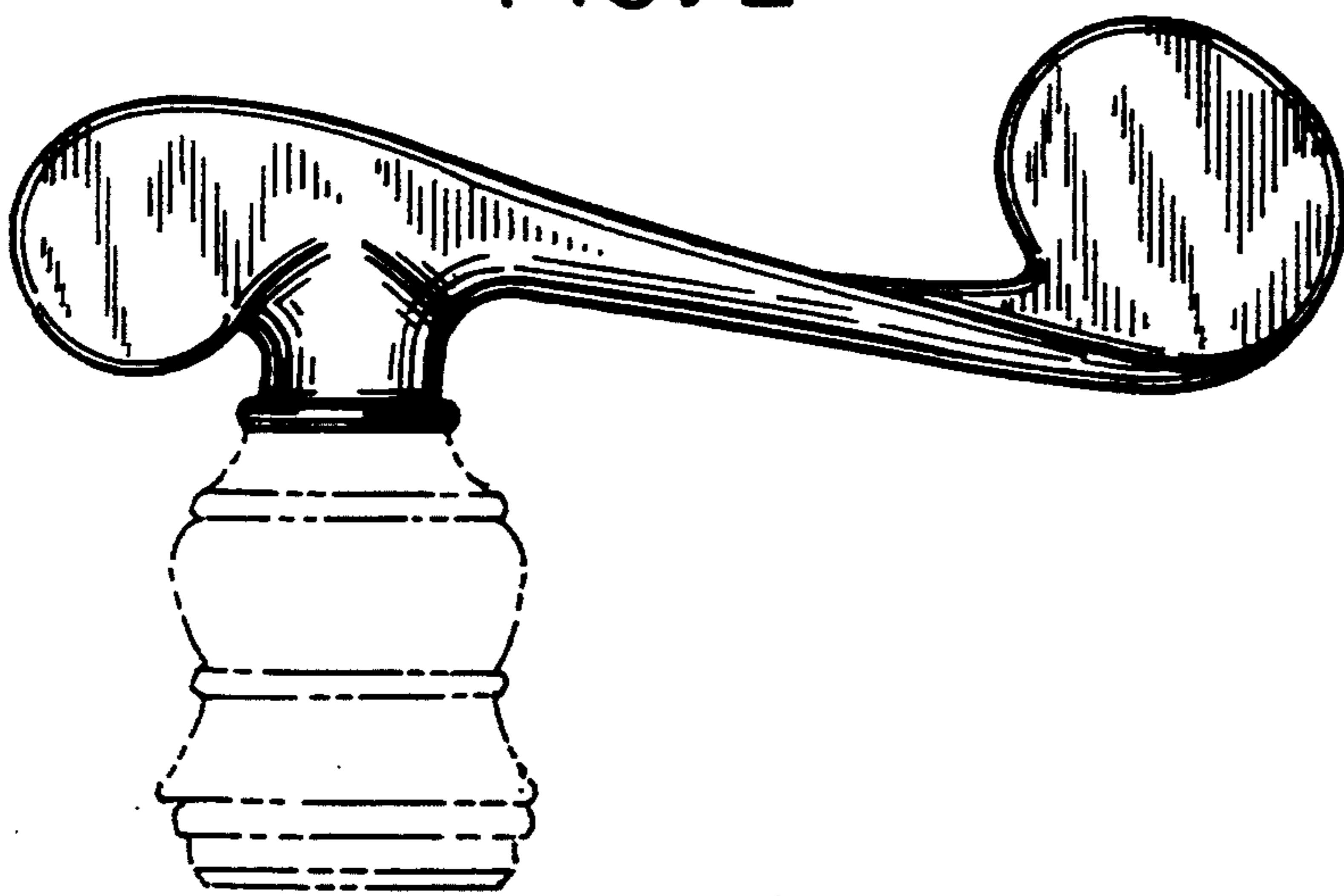


FIG. 2




FIG. 3



FIG. 5



FIG. 6




FIG. 4

UNITED STATES PATENT AND TRADEMARK OFFICE  
**CERTIFICATE OF CORRECTION**

PATENT NO. : Des. 349,328  
DATED : August 2, 1994  
INVENTOR(S) : John E. Bollenbacher

It is certified that error appears in the above-identified patent and that said Letters Patent is hereby corrected as shown below:

On the title page, the following should be added at the end of the figure description:

--The broken line representation of a plumbing handle skirt in Fig. 2 is for purposes of illustration only and forms no part of the claimed design.--.

Signed and Sealed this  
Eleventh Day of October, 1994

Attest:



BRUCE LEHMAN

Attesting Officer

Commissioner of Patents and Trademarks